



US00D688388S

(12) **United States Design Patent**  
**Ardoin**

(10) **Patent No.:** **US D688,388 S**

(45) **Date of Patent:** **\*\* Aug. 20, 2013**

(54) **COLLAPSIBLE SAWHORSE**

(76) Inventor: **Steven J. Ardoin**, Sulphur, LA (US)

(\*\*) Term: **14 Years**

(21) Appl. No.: **29/423,919**

(22) Filed: **Jun. 6, 2012**

(51) **LOC (9) Cl.** ..... **25-04**

(52) **U.S. Cl.**  
USPC ..... **D25/67**

(58) **Field of Classification Search**  
USPC ..... D25/67; 182/153, 181.1  
See application file for complete search history.

(56) **References Cited**

**U.S. PATENT DOCUMENTS**

D213,254 S *	1/1969	Hollingsworth	.....	D25/68
4,102,434 A	7/1978	Blank		
4,152,834 A	5/1979	Stansberry		
D257,395 S *	10/1980	Correll	.....	D25/67
4,502,563 A	3/1985	Pershon		
4,771,863 A	9/1988	Stansberry		
4,884,658 A	12/1989	Banfield		
5,467,842 A	11/1995	Meloy		

D379,236 S	5/1997	Sheftel
6,059,071 A	5/2000	Appezzato
2006/0233925 A1	10/2006	Kawamura
2008/0216345 A1	9/2008	Barkfelt

\* cited by examiner

*Primary Examiner* — Doris Clark

(74) *Attorney, Agent, or Firm* — Montgomery Patent & Design; Robert C. Montgomery

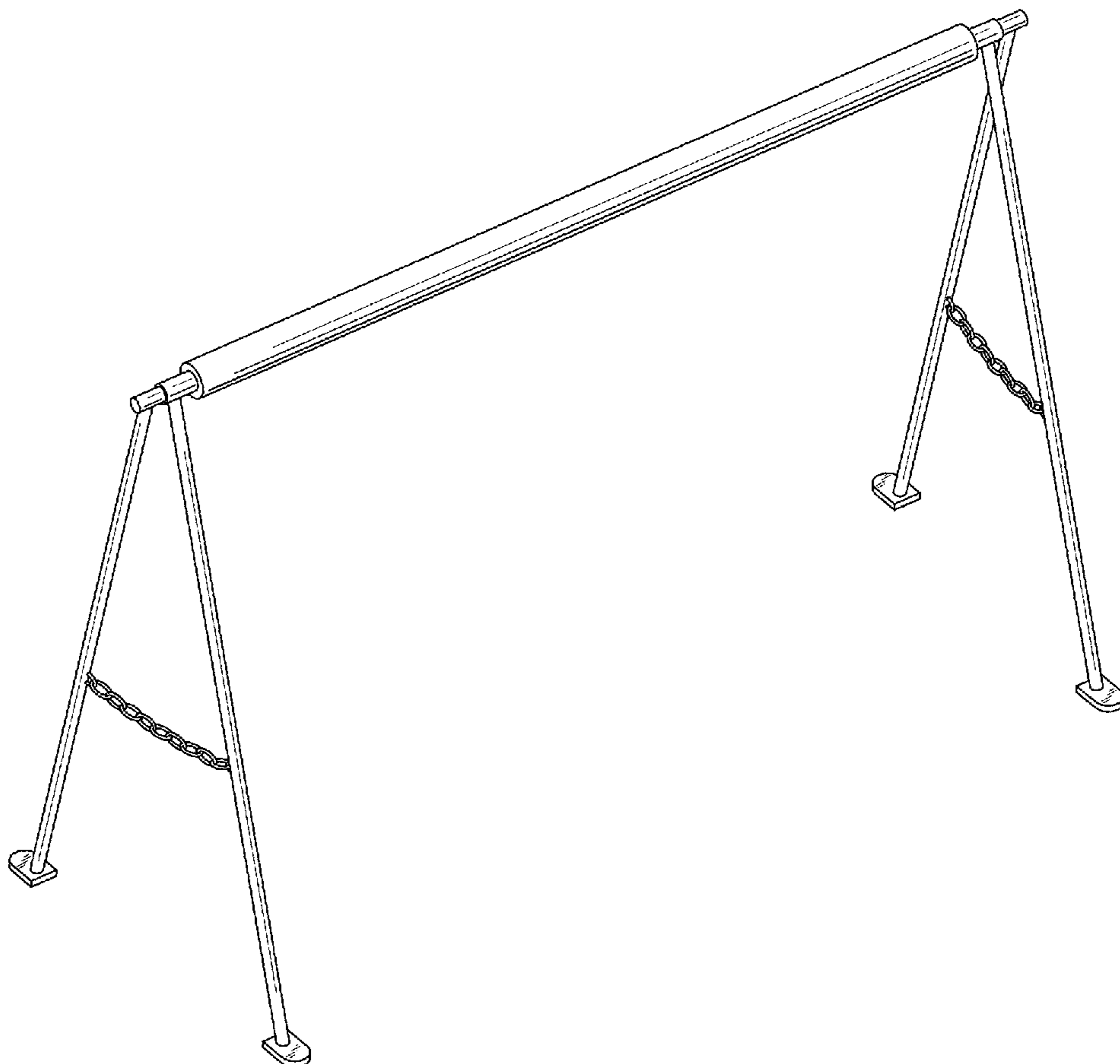
(57) **CLAIM**

The ornamental design for a collapsible saw horse, as shown and described.

**DESCRIPTION**

FIG. 1 is a perspective front view of a collapsible saw horse, showing my new design;  
FIG. 2 is a front view thereof;  
FIG. 3 is a rear view thereof;  
FIG. 4 is a left side view thereof with a right side view being a mirror image;  
FIG. 5 is a top view thereof; and,  
FIG. 6 is a bottom view thereof.

**1 Claim, 6 Drawing Sheets**



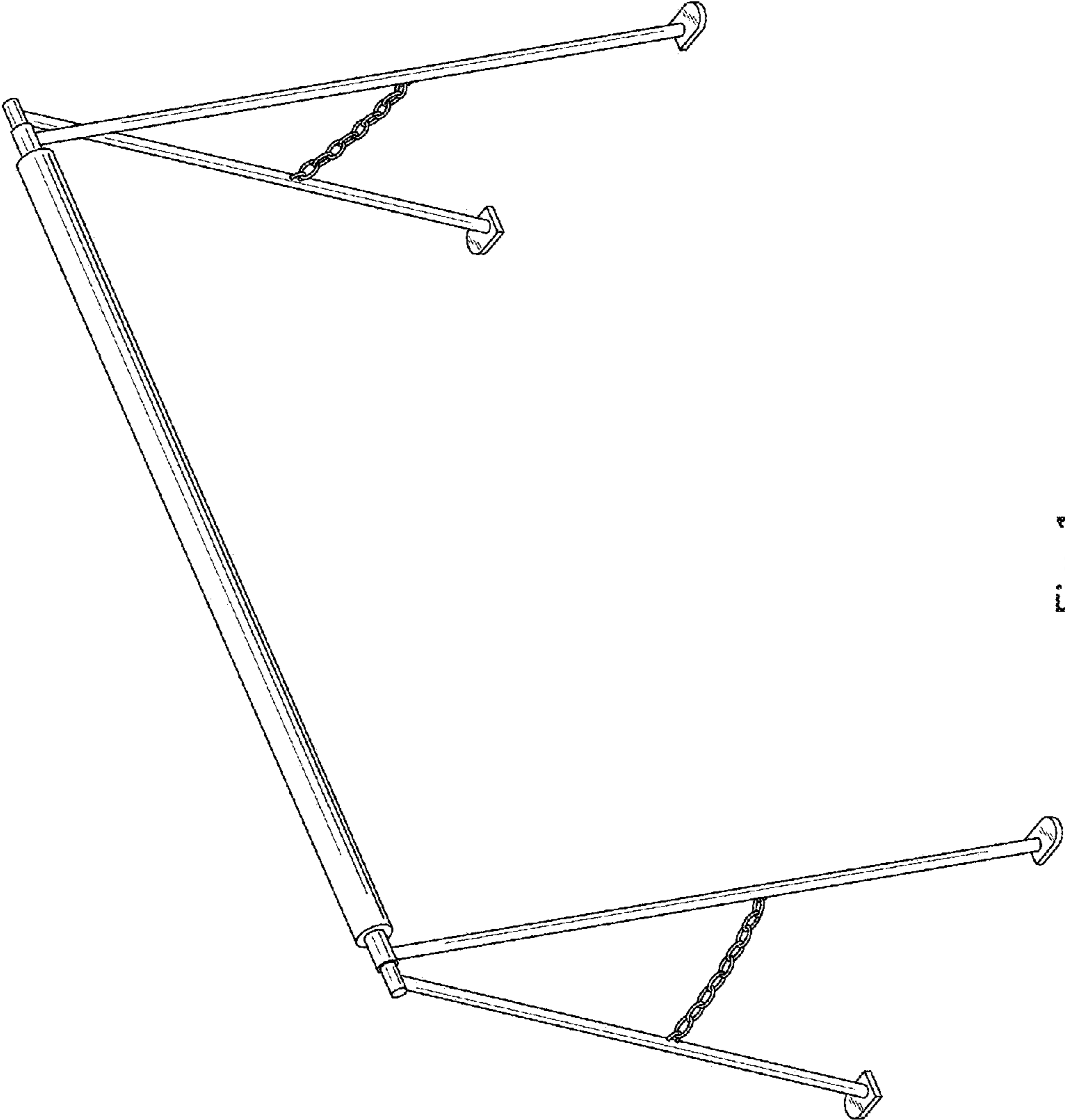


Fig. 1




Fig. 2



Fig. 3

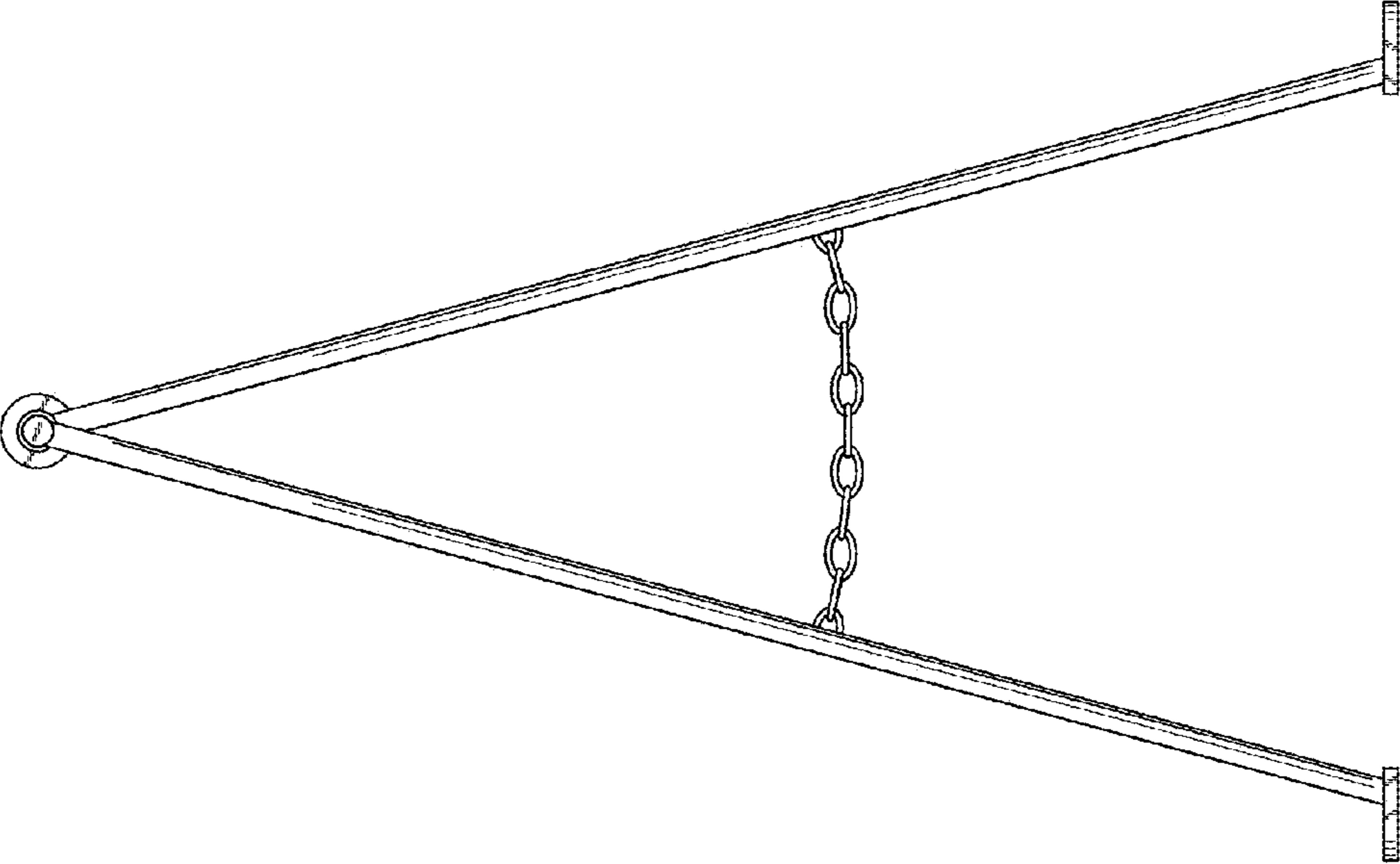


Fig. 4




Fig. 5




Fig. 6