



US00D688363S

(12) **United States Design Patent**  
**Dios**

(10) **Patent No.:** **US D688,363 S**

(45) **Date of Patent:** **\*\* Aug. 20, 2013**

(54) **DEHUMIDIFIER**

(75) Inventor: **Eva Schmidt Dios**, La Canonja (ES)

(73) Assignee: **Humex, S.A.**, La Canonja (Tarragona)  
(ES)

(\*\*) Term: **14 Years**

(21) Appl. No.: **29/425,306**

(22) Filed: **Jun. 21, 2012**

(30) **Foreign Application Priority Data**

Dec. 21, 2011 (ES) ..... 001966391-0002

(51) **LOC (9) Cl.** ..... **23-04**

(52) **U.S. Cl.**  
USPC ..... **D23/359**

(58) **Field of Classification Search**  
USPC ..... D23/355-366, 352, 369, 332, 333,  
D23/335, 336, 342, 351; 422/120, 122;  
55/356, 473, 504; 96/97; D14/188, 170,  
D14/172; 261/DIG. 17, DIG. 65, DIG. 88,  
261/DIG. 31; D18/34.6; D9/424, 425, 426,  
D9/431, 432  
See application file for complete search history.

(56) **References Cited**

**U.S. PATENT DOCUMENTS**

D192,621 S \* 4/1962 Mojonier ..... D9/426  
D193,952 S \* 10/1962 Reifers ..... D9/425

D241,821 S \* 10/1976 Jewell ..... D9/431  
D248,278 S \* 6/1978 Holden, Jr. .... D9/424  
D381,512 S \* 7/1997 Green ..... D9/424  
D385,784 S \* 11/1997 Krupa et al. .... D9/425  
D401,852 S \* 12/1998 Teags ..... D9/431  
D448,464 S \* 9/2001 Shin ..... D23/359  
D477,217 S \* 7/2003 Riedi ..... D9/432  
D510,762 S \* 10/2005 Ashford et al. .... D23/366  
D562,128 S \* 2/2008 van de Velde ..... D9/425  
D573,015 S \* 7/2008 Chen ..... D9/425  
D612,474 S \* 3/2010 Jorgensen ..... D23/366

\* cited by examiner

*Primary Examiner* — David Muller

(74) *Attorney, Agent, or Firm* — Allen, Dyer, Doppelt,  
Milbrath & Gilchrist, P.A.

(57) **CLAIM**

The ornamental design of a dehumidifier, as shown and described.

**DESCRIPTION**

FIG. 1 is a perspective view from the top, left and front of a dehumidifier, according to an embodiment of the present invention;

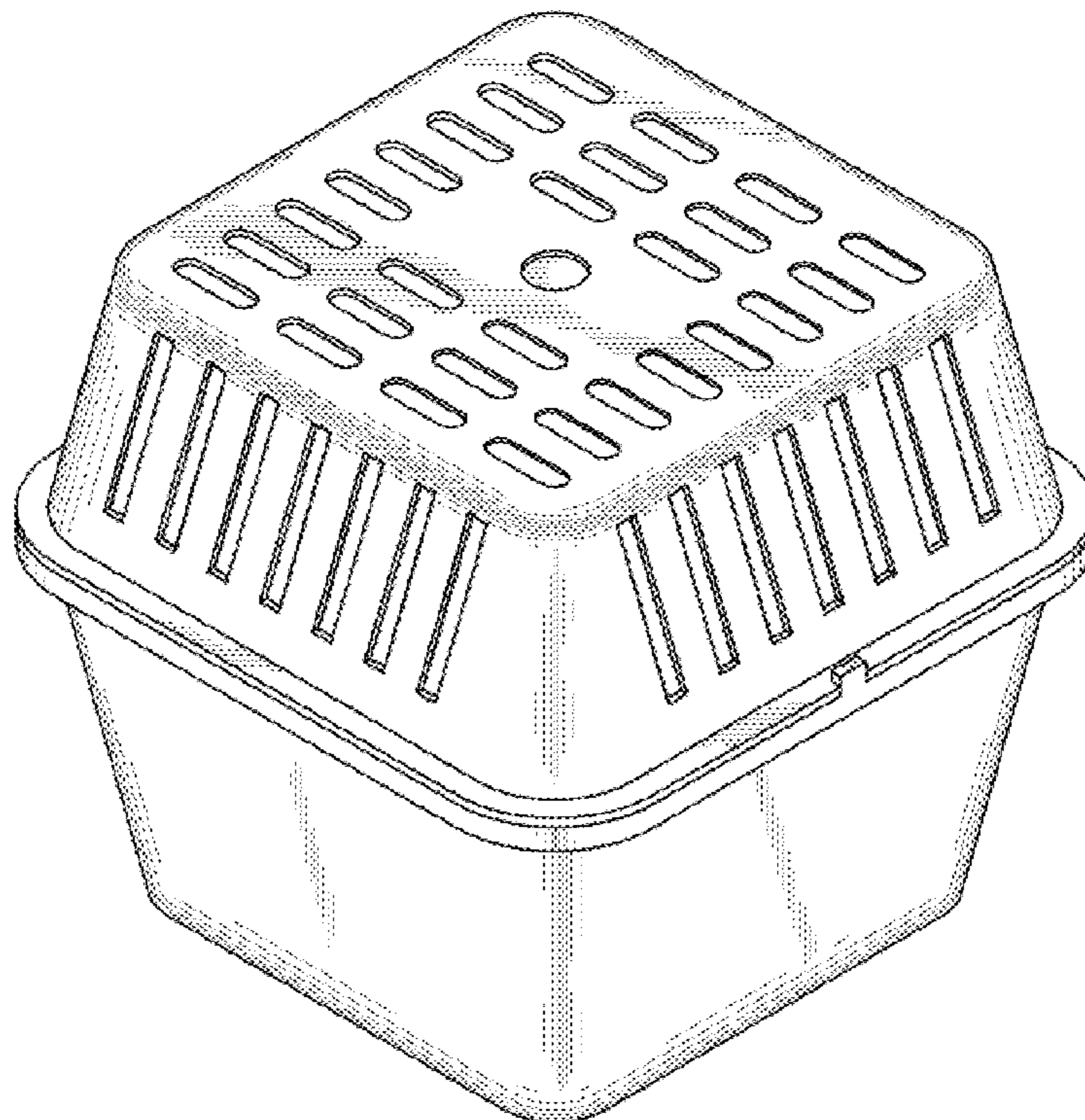
FIG. 2 is a left side view of the dehumidifier of FIG. 1, the right side view being a mirror image thereof;

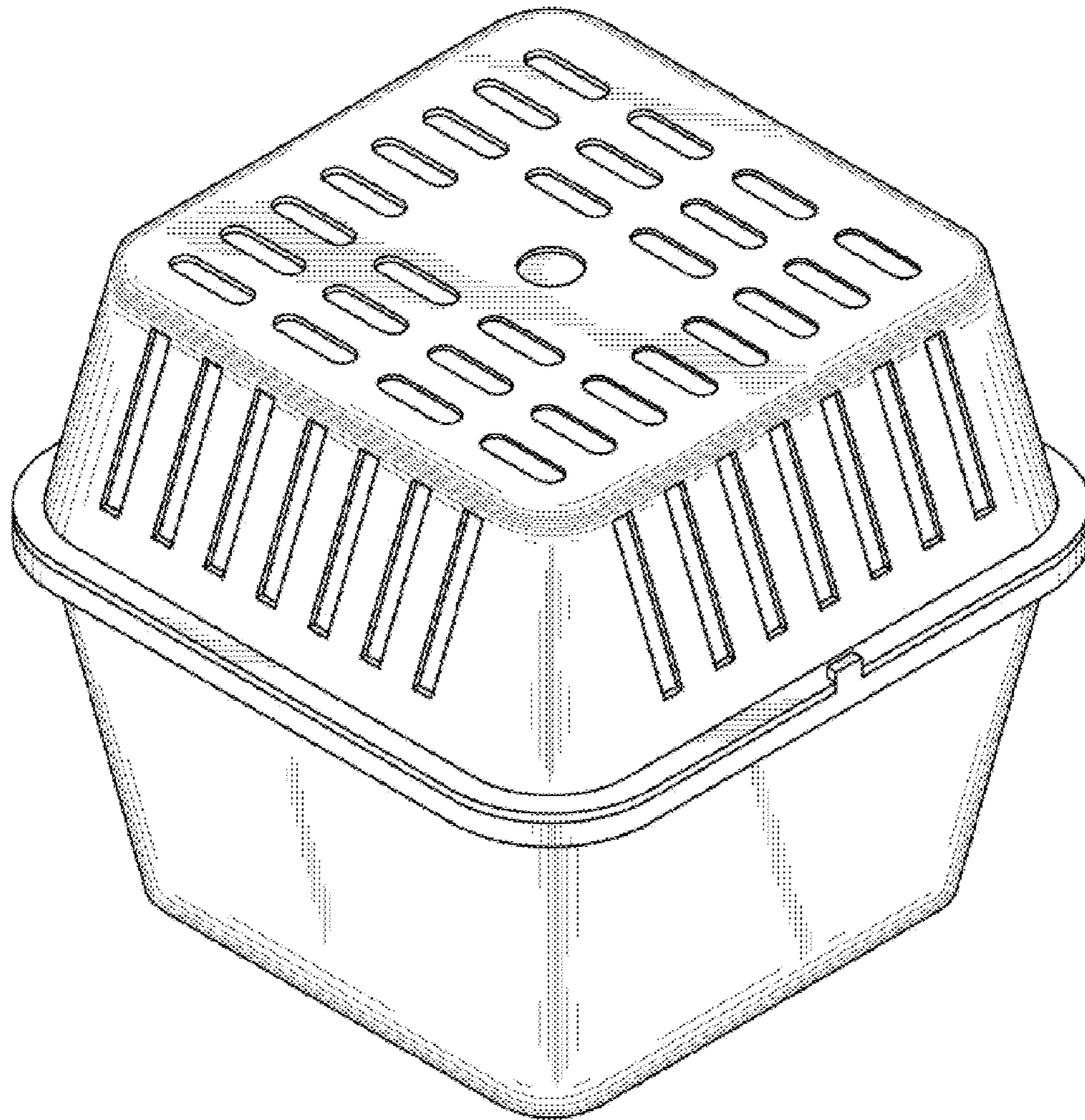
FIG. 3 is a front view of the dehumidifier of FIG. 1, the rear view being a mirror image thereof;

FIG. 4 is a top view of the dehumidifier of FIG. 1; and,

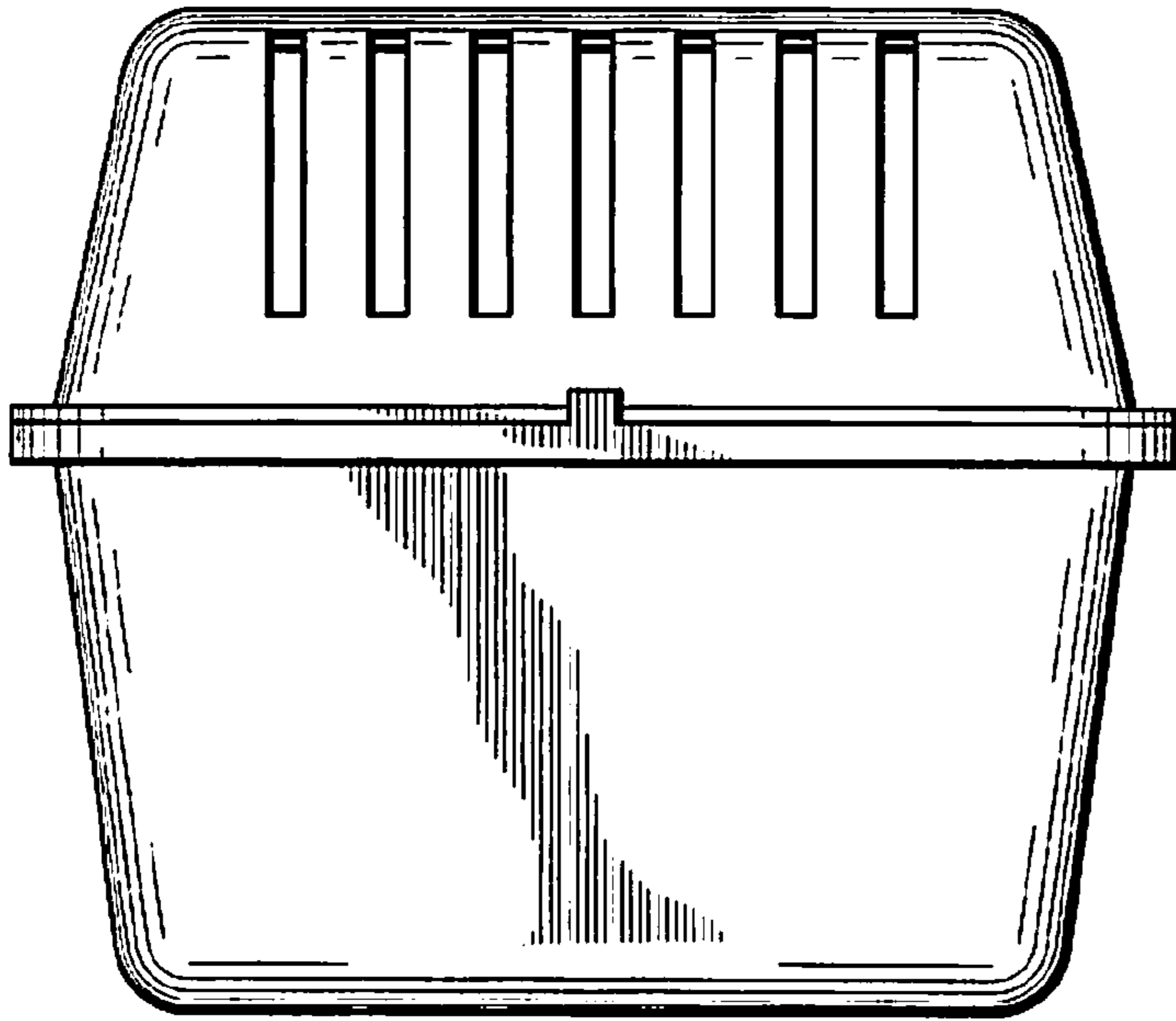
FIG. 5 is a bottom view of the dehumidifier of FIG. 1.

**1 Claim, 3 Drawing Sheets**

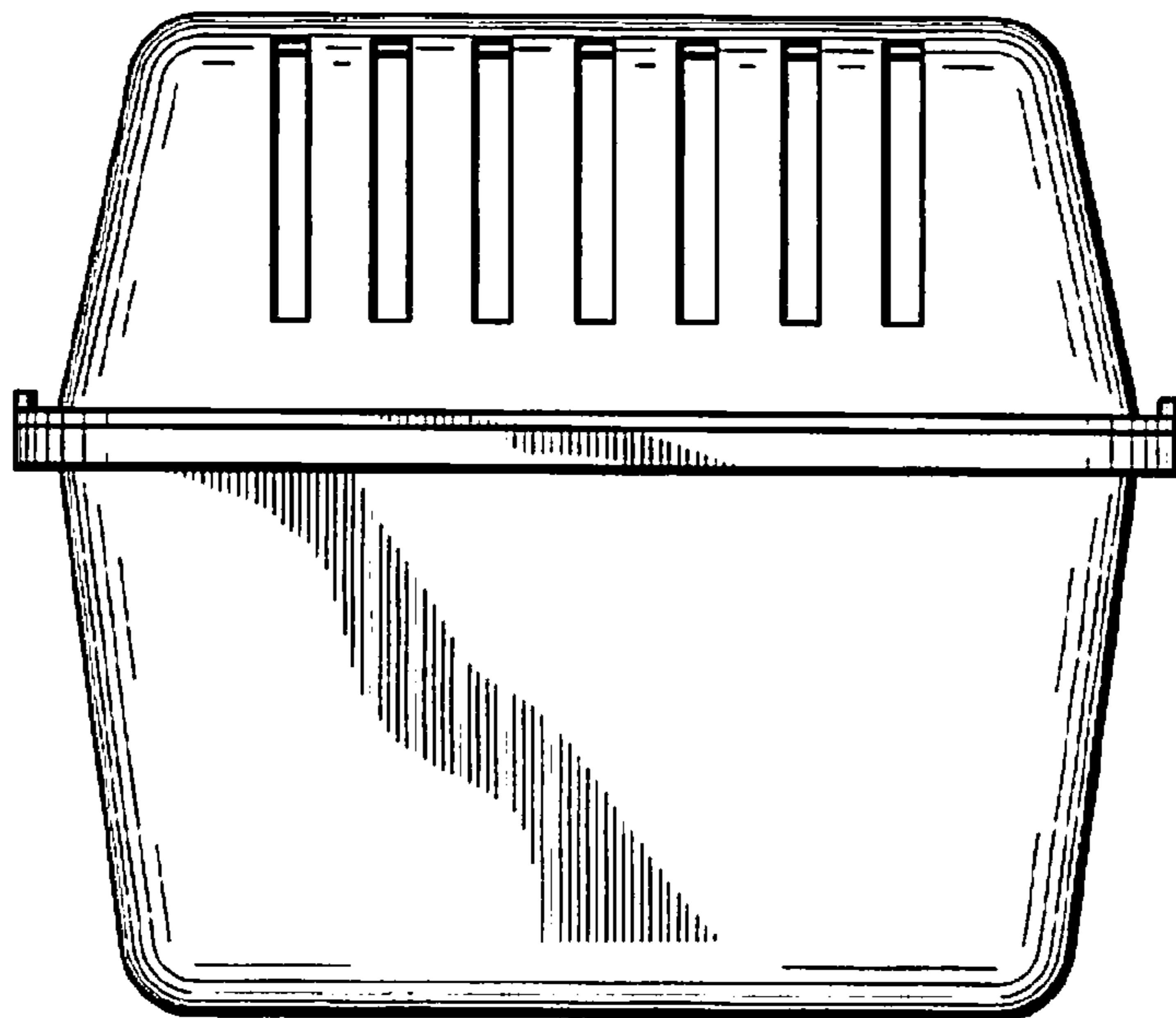




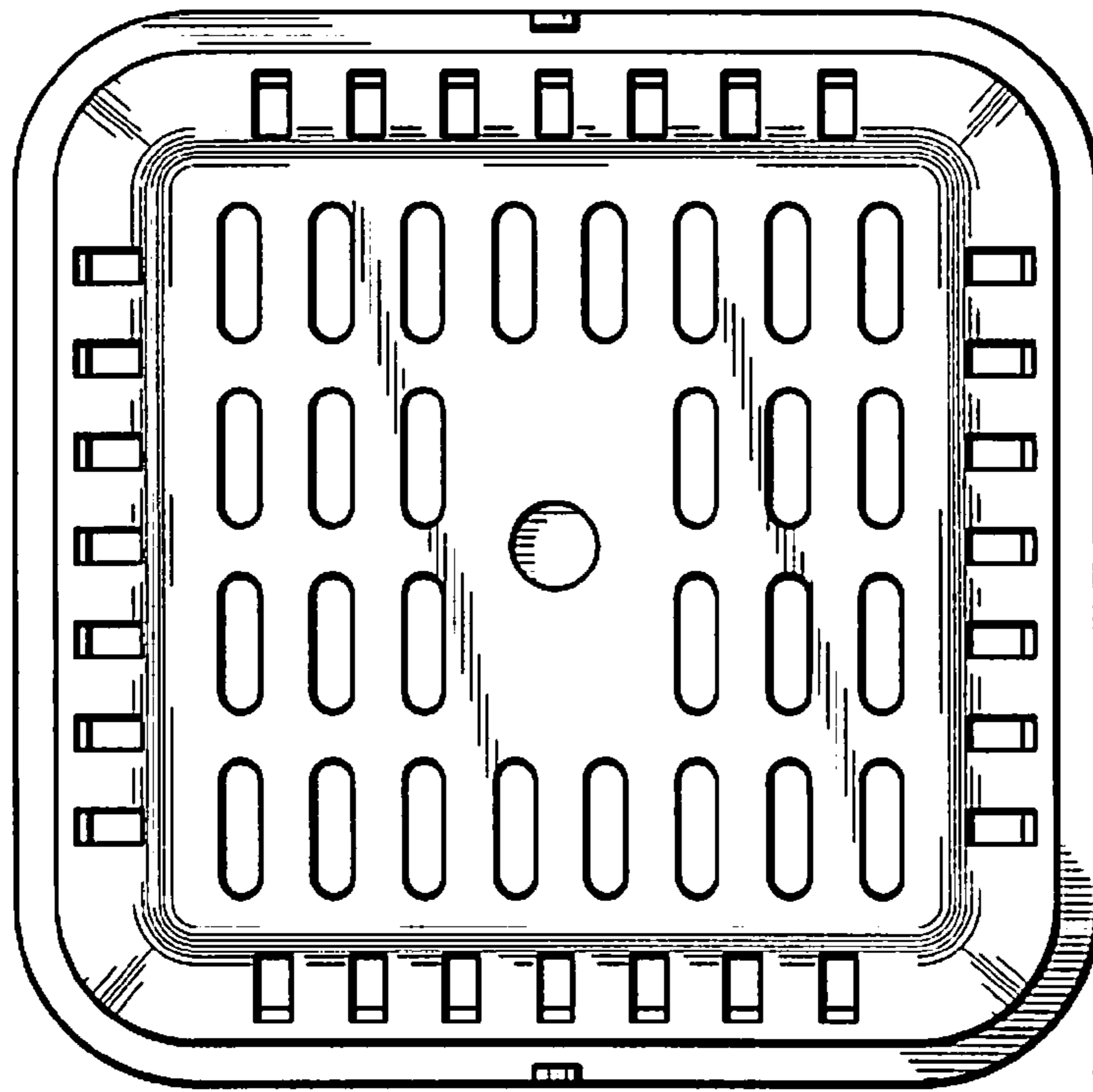
*Fig. 1*



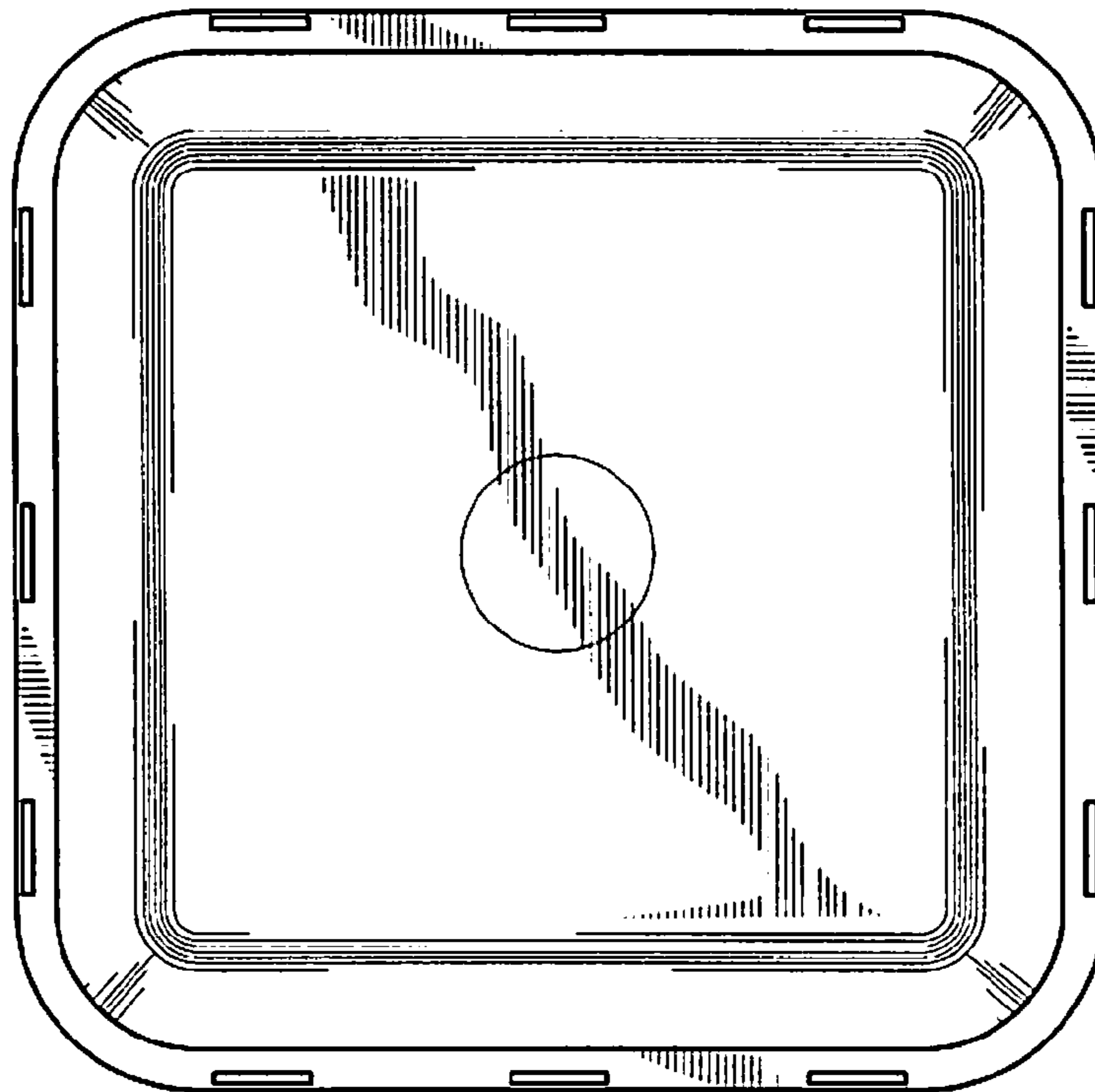
*Fig. 2*



*Fig. 3*



*Fig. 4*



*Fig. 5*