



US00D688357S

(12) **United States Design Patent**
Portilla

(10) **Patent No.:** **US D688,357 S**

(45) **Date of Patent:** **** Aug. 20, 2013**

(54) **GRAB BAR HAVING DECORATIVE SURFACE**

(71) Applicant: **Maria Portilla**, Coral Springs, FL (US)

(72) Inventor: **Maria Portilla**, Coral Springs, FL (US)

(**) Term: **14 Years**

(21) Appl. No.: **29/437,007**

(22) Filed: **Nov. 12, 2012**

(51) **LOC (9) Cl.** **23-02**

(52) **U.S. Cl.**
USPC **D23/304**

(58) **Field of Classification Search**
USPC D23/303-305; D21/576, 619, 657,
D21/658, 617-618; 4/576.1-577.1; D8/303,
D8/305, 315-316

See application file for complete search history.

(56) **References Cited**

U.S. PATENT DOCUMENTS

D17,621 S *	8/1887	Wood	D5/53
D52,151 S *	7/1918	Stean	D21/657
D291,716 S *	9/1987	Wolfe	D21/619
D293,011 S *	12/1987	Wolfe	D21/618
D316,434 S *	4/1991	Stephensen et al.	D21/618
5,190,267 A *	3/1993	Schmitt et al.	256/59
D371,808 S *	7/1996	Gilbert	D21/657
D412,950 S *	8/1999	Witkin	D21/619
6,131,213 A *	10/2000	Sarff	4/576.1
D434,236 S *	11/2000	Addleman	D21/619
D442,845 S *	5/2001	Iacovelli	D21/657
D480,769 S *	10/2003	Thompson	D21/576
D516,406 S *	3/2006	Brammer et al.	D8/300
D536,597 S *	2/2007	Berlovan et al.	D8/315
D551,504 S *	9/2007	Eubank	D7/516

D554,643 S *	11/2007	McCarty et al.	D14/436
D559,606 S *	1/2008	Snell	D6/583
D573,293 S *	7/2008	Milicia	D26/73
D586,199 S *	2/2009	Gifford	D8/315
D593,166 S *	5/2009	Granier	D21/618
D603,138 S *	11/2009	Hennings et al.	D2/738
D618,774 S *	6/2010	Bauer et al.	D23/304
D627,605 S *	11/2010	Eubank et al.	D7/516
D630,460 S *	1/2011	Venugopal	D6/583
D676,698 S *	2/2013	Yang	D6/586

* cited by examiner

Primary Examiner — Robert Delehanty

(74) *Attorney, Agent, or Firm* — Nancy J. Flint, Esq.; Nancy J. Flint, Attorney At Law, P.A.

(57) **CLAIM**


The ornamental design for a grab bar having a decorative surface, as shown and described.

DESCRIPTION

FIG. 1 is a front perspective view of a first embodiment of a grab bar having a decorative surface showing my new design; FIG. 2 is a top view of a first embodiment of a grab bar having a decorative surface; FIG. 3 is a front view of a first embodiment of a grab bar having a decorative surface; FIG. 4 is a right side view of a first embodiment of a grab bar having a decorative surface; and, FIG. 5 is a bottom view of a first embodiment of a grab bar having a decorative surface.

Left side views not shown are mirror images of right side views. Any broken lines illustrative of environmental structure in the drawings are not part of the design sought to be patented.

1 Claim, 2 Drawing Sheets



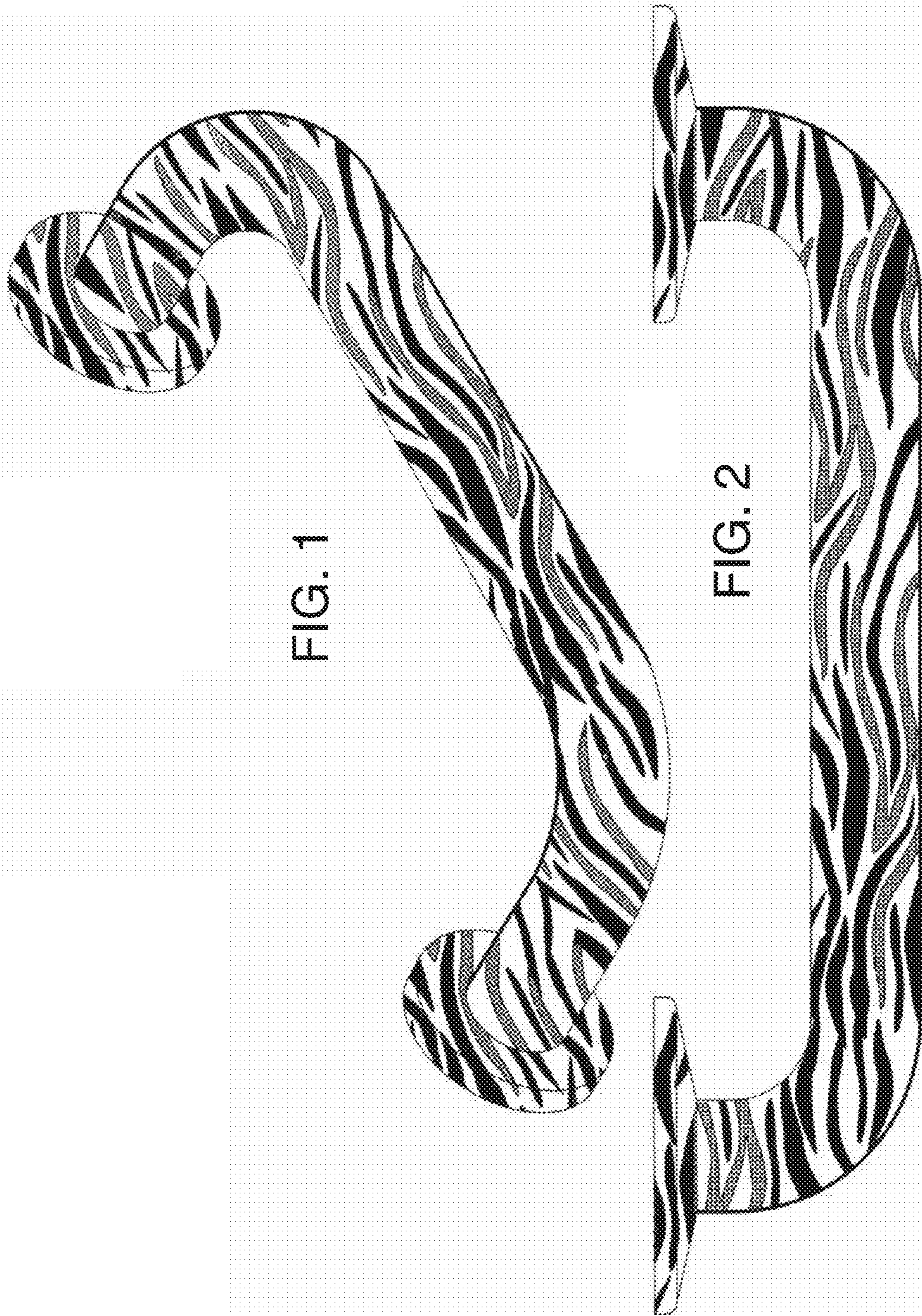


FIG. 1

FIG. 2

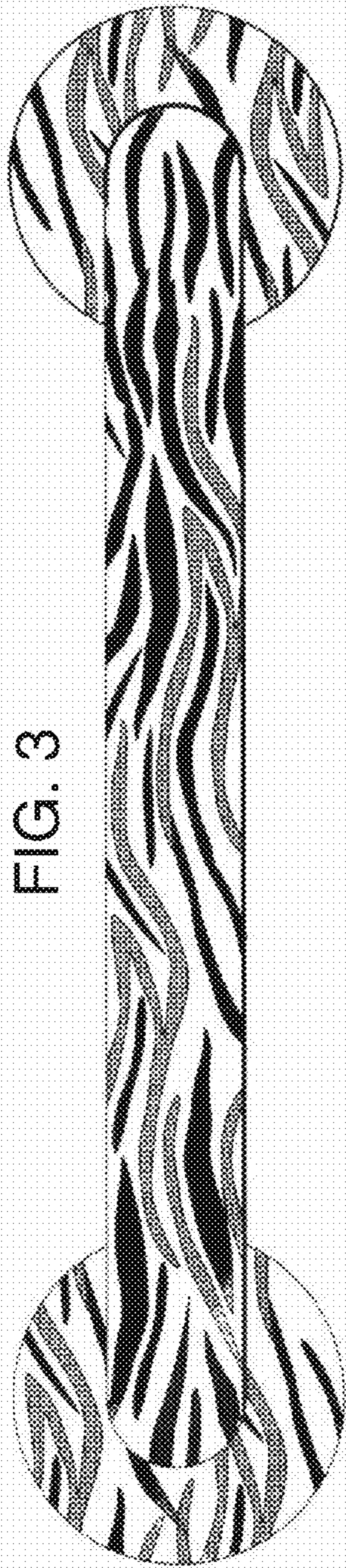


FIG. 3

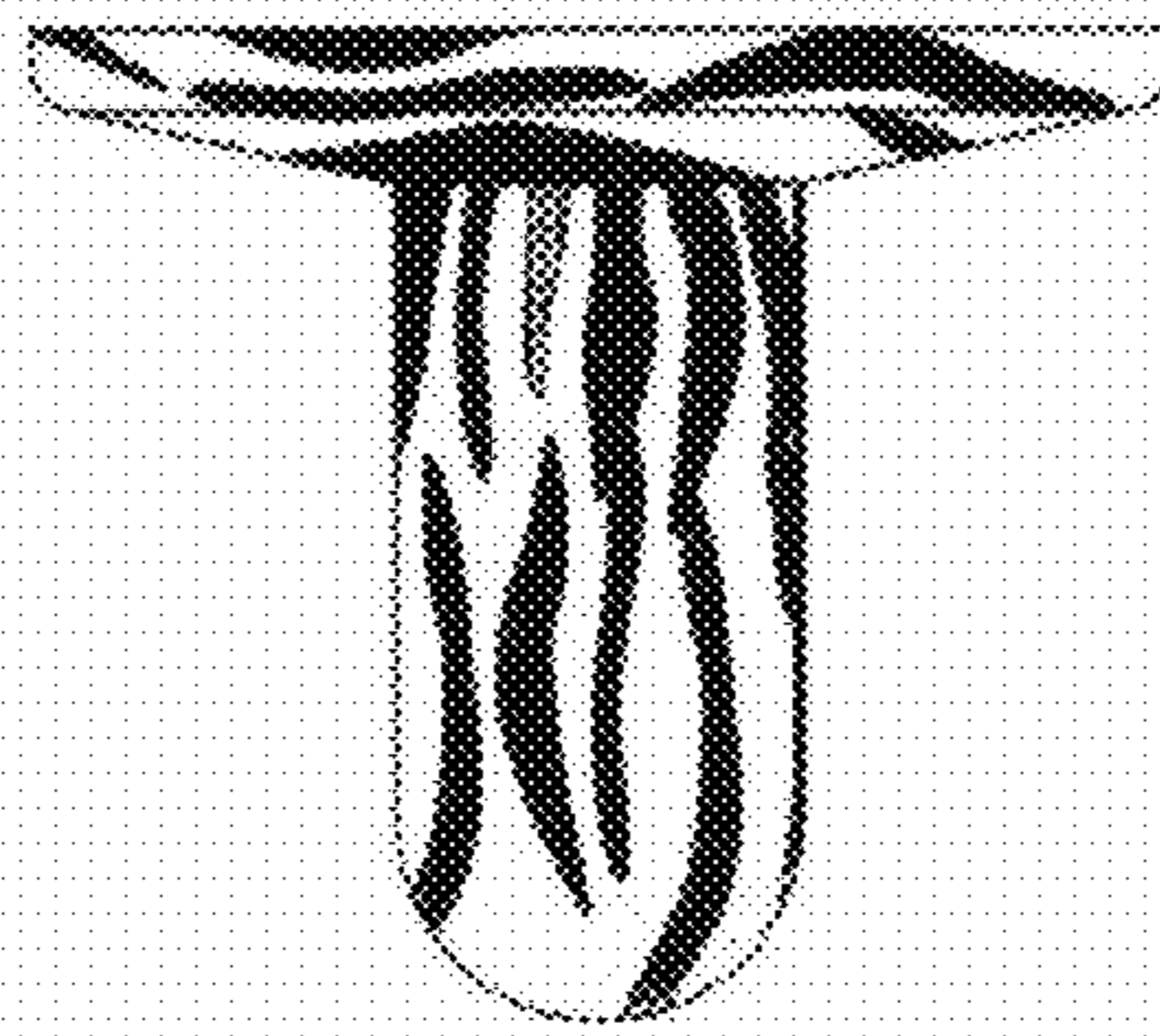


FIG. 4

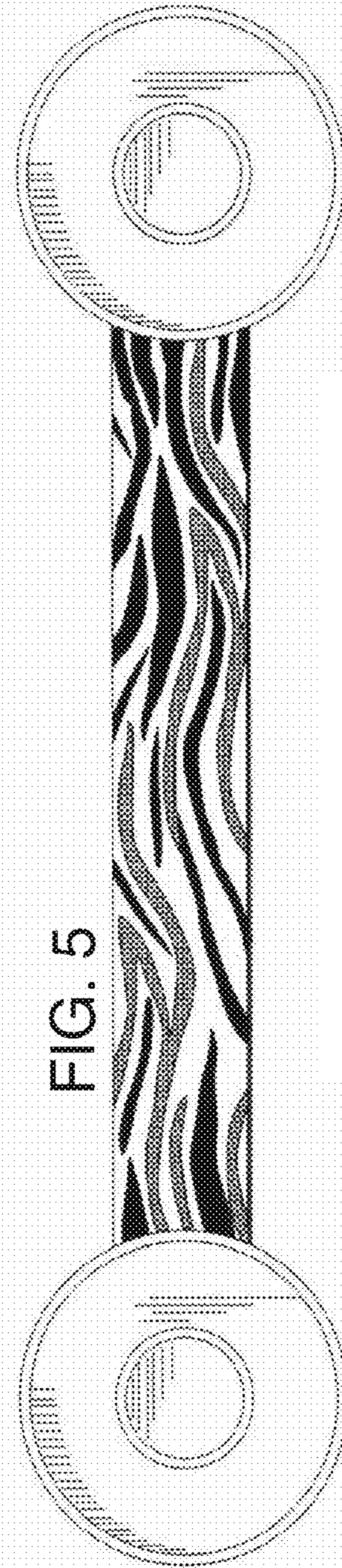


FIG. 5