



US00D688337S

(12) **United States Design Patent**
Huang et al.

(10) **Patent No.:** **US D688,337 S**

(45) **Date of Patent:** **** Aug. 20, 2013**

(54) **FITNESS STICK**

(76) Inventors: **Ming Hsiung Huang**, Taichung (TW);
Wei Chen Wang, Taichung (TW)

(**) Term: **14 Years**

(21) Appl. No.: **29/418,449**

(22) Filed: **Apr. 17, 2012**

(51) **LOC (9) Cl.** **21-02**

(52) **U.S. Cl.**
USPC **D21/662**

(58) **Field of Classification Search**
USPC D21/662, 672, 679, 680, 684, 686,
D21/692, 694; 482/81, 82, 91, 93, 95, 96,
482/104–110, 120, 124, 131, 132, 139, 140,
482/141, 148; D24/200, 211–215; 601/120,
601/131, 134

See application file for complete search history.

(56) **References Cited**

U.S. PATENT DOCUMENTS

3,938,803	A *	2/1976	Wilmoth et al.	482/132
4,315,623	A *	2/1982	Granderson	482/81
D264,738	S *	6/1982	Cooper	D21/679
D268,436	S *	3/1983	Clark	D21/680
D305,446	S *	1/1990	Valentine	D21/672
D324,894	S *	3/1992	Porcello	D21/679
D357,952	S *	5/1995	Chen	D21/684
D388,848	S *	1/1998	Sontz et al.	D21/679
5,839,996	A *	11/1998	Gooding	482/106
D407,770	S *	4/1999	Thomas	D21/679

D445,852	S *	7/2001	Mishan et al.	D21/662
D454,929	S *	3/2002	Huang	D21/662
7,387,599	B1 *	6/2008	Hsu	482/132
D602,539	S *	10/2009	Sims	D21/662
8,025,615	B1 *	9/2011	Sargent	482/139
D648,034	S *	11/2011	Rice	D24/215
D650,873	S *	12/2011	Terry	D21/694
2006/0235343	A1 *	10/2006	Fitzmaurice	601/131

* cited by examiner

Primary Examiner — Susan E Krakower

(74) *Attorney, Agent, or Firm* — Kamrath IP Lawfirm

(57) **CLAIM**

The ornamental design for a fitness stick, as shown and described.

DESCRIPTION

FIG. 1 is a perspective view of a fitness stick showing my new design;

FIG. 2 is a front elevational view thereof;

FIG. 3 is a rear elevational view thereof;

FIG. 4 is a left side elevational view thereof;

FIG. 5 is a right side elevational view thereof;

FIG. 6 is a top plan view thereof;

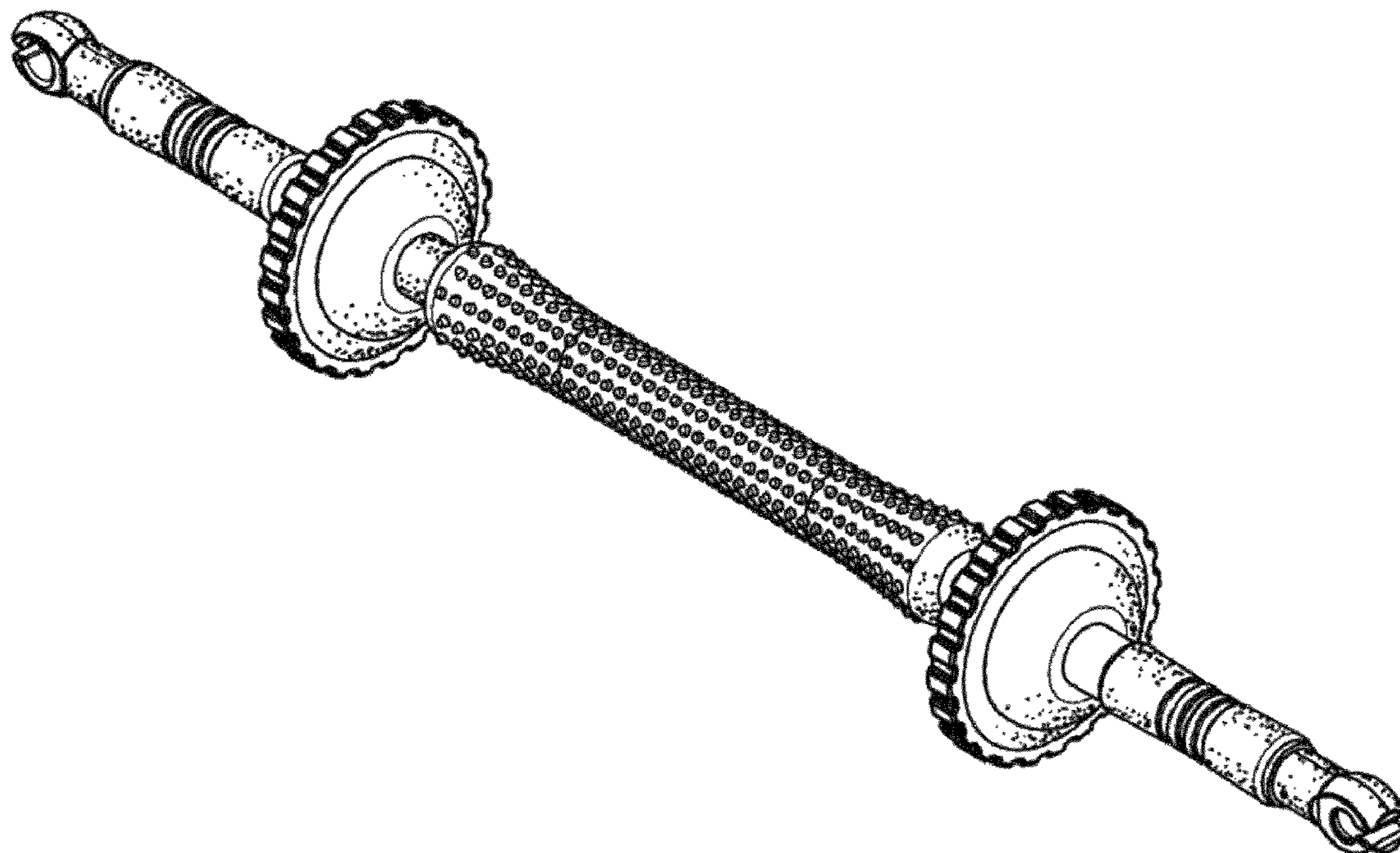
FIG. 7 is a bottom plan view thereof;

FIG. 8 is a perspective view thereof, shown in condition of use; and,

FIG. 9 is another perspective view thereof, shown in condition of use.

The broken lines illustrate environmental structure and form no part of the claimed design.

1 Claim, 9 Drawing Sheets



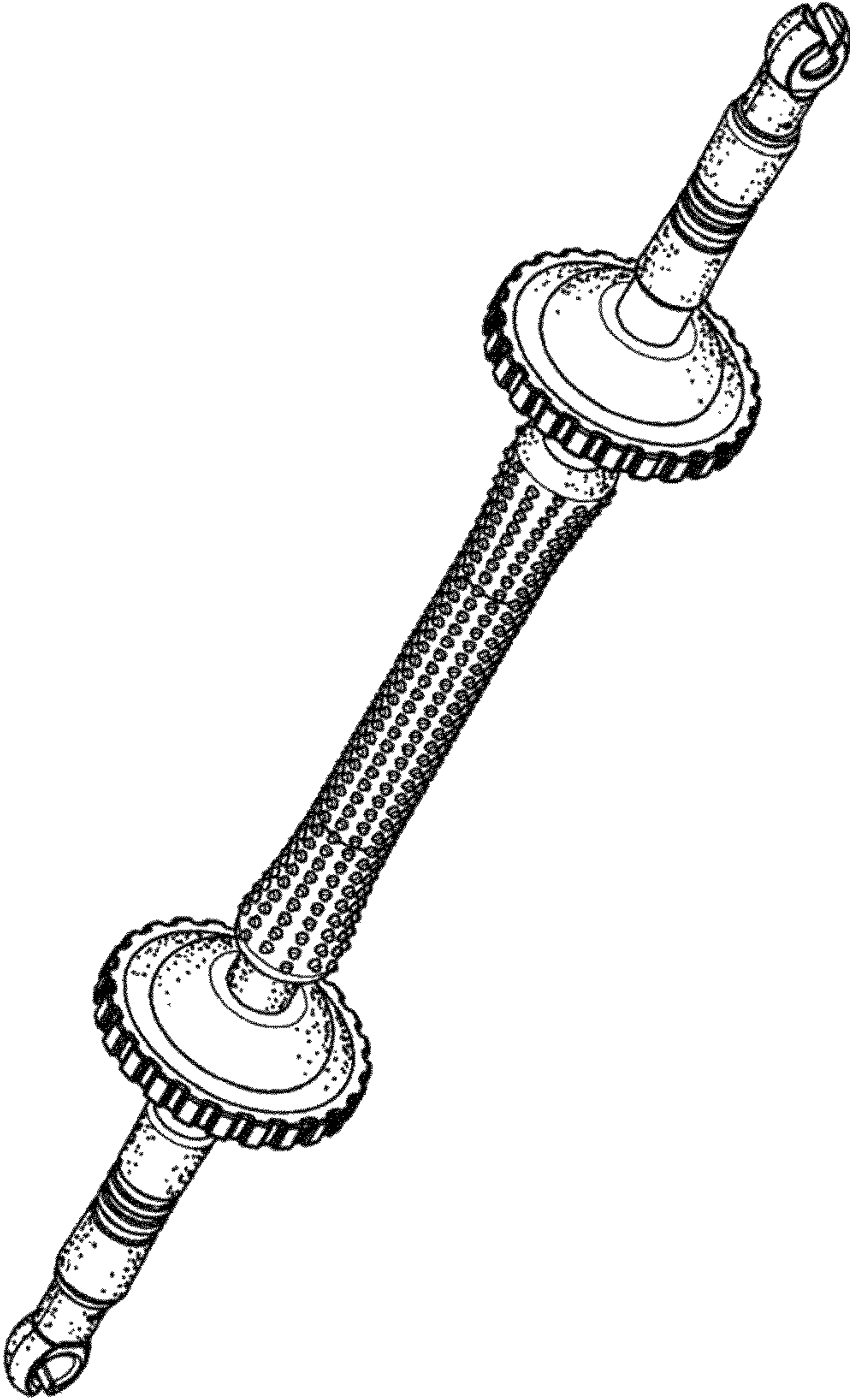


Fig. 1




Fig.2




Fig.3




Fig.4




Fig.5

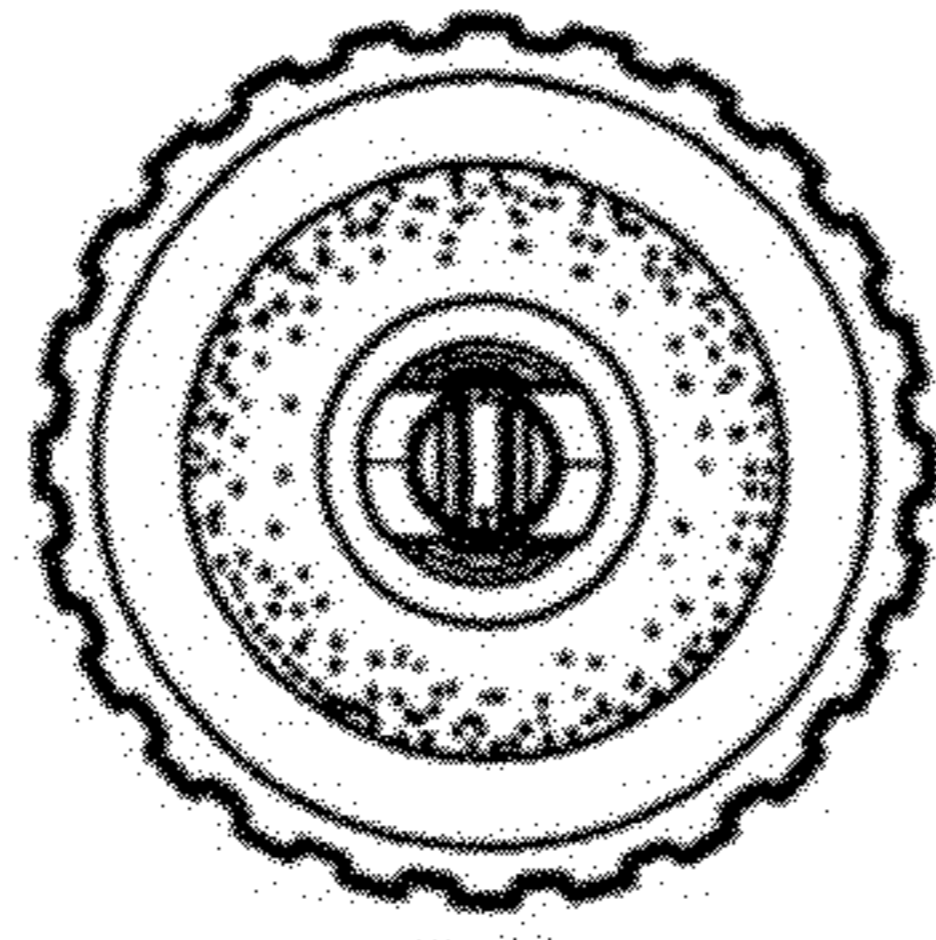


Fig.6

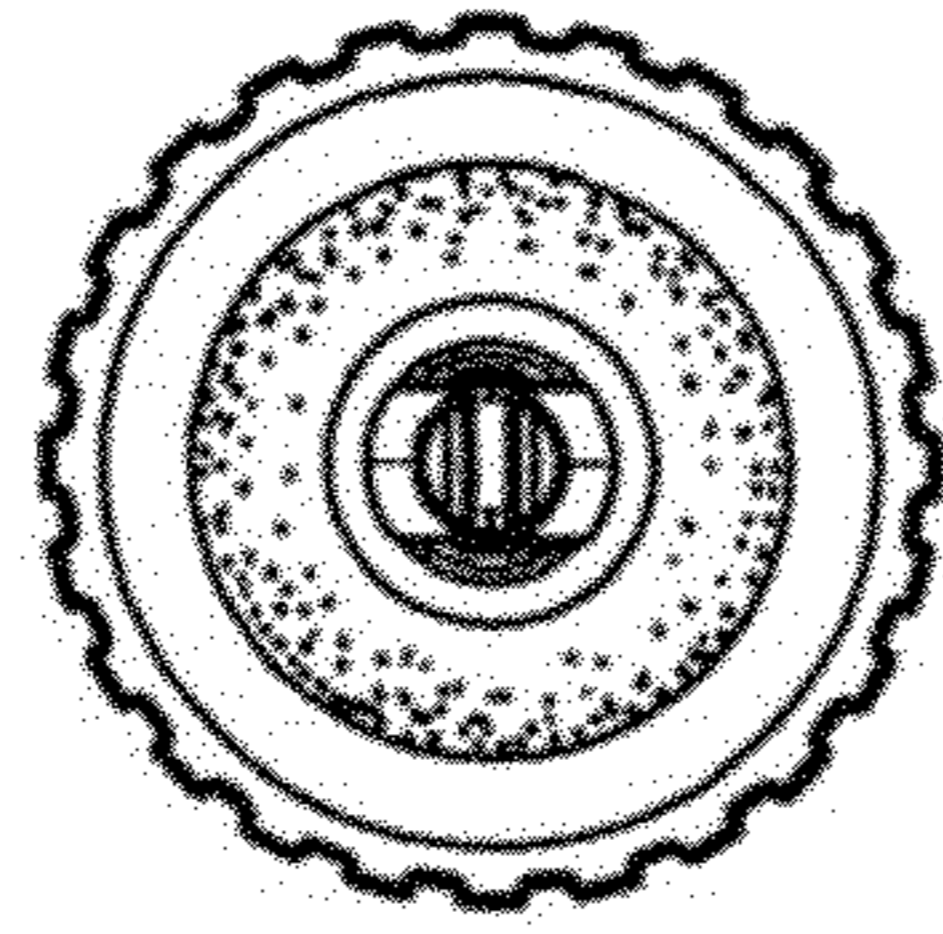


Fig. 7

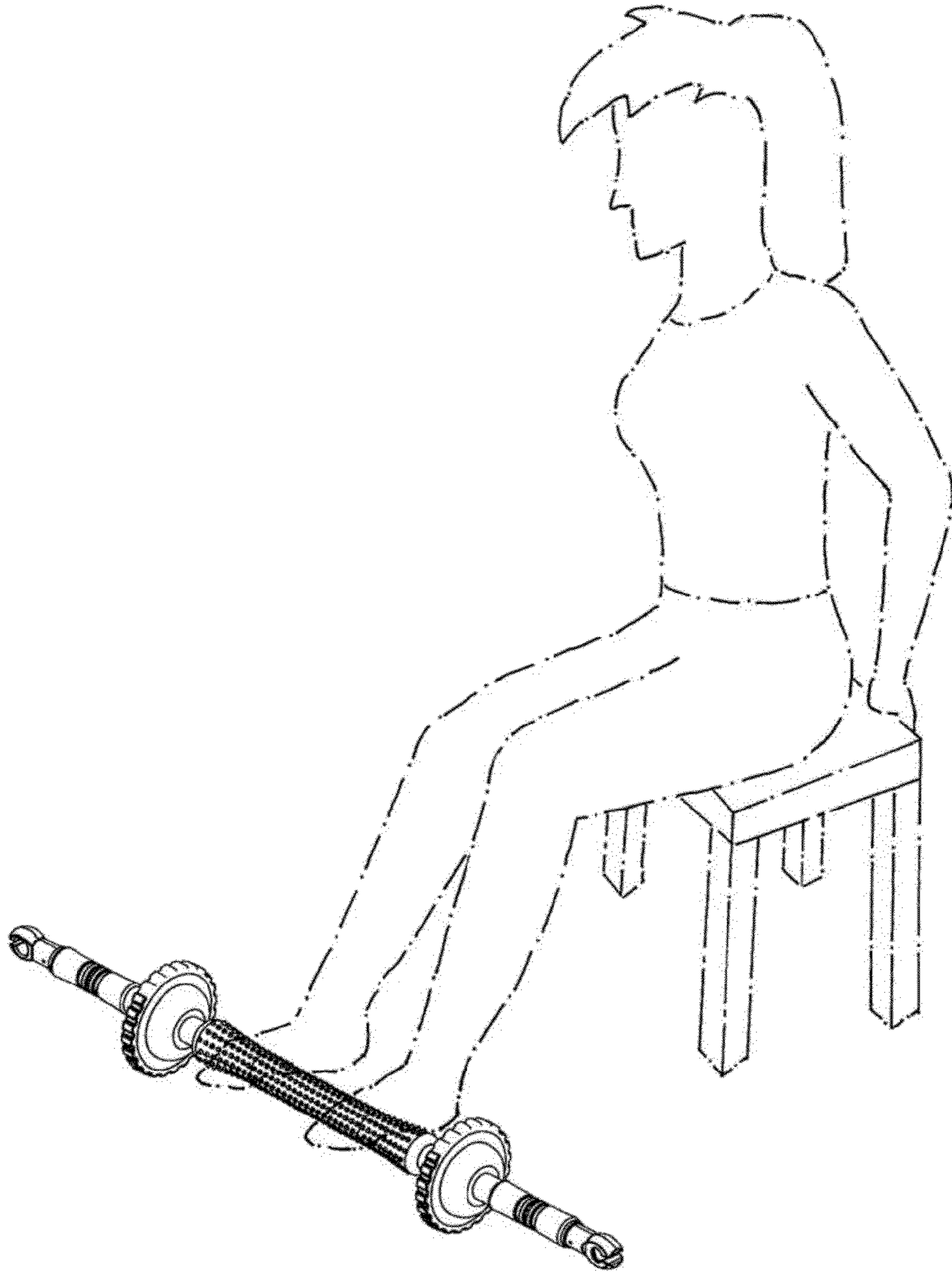


Fig.8

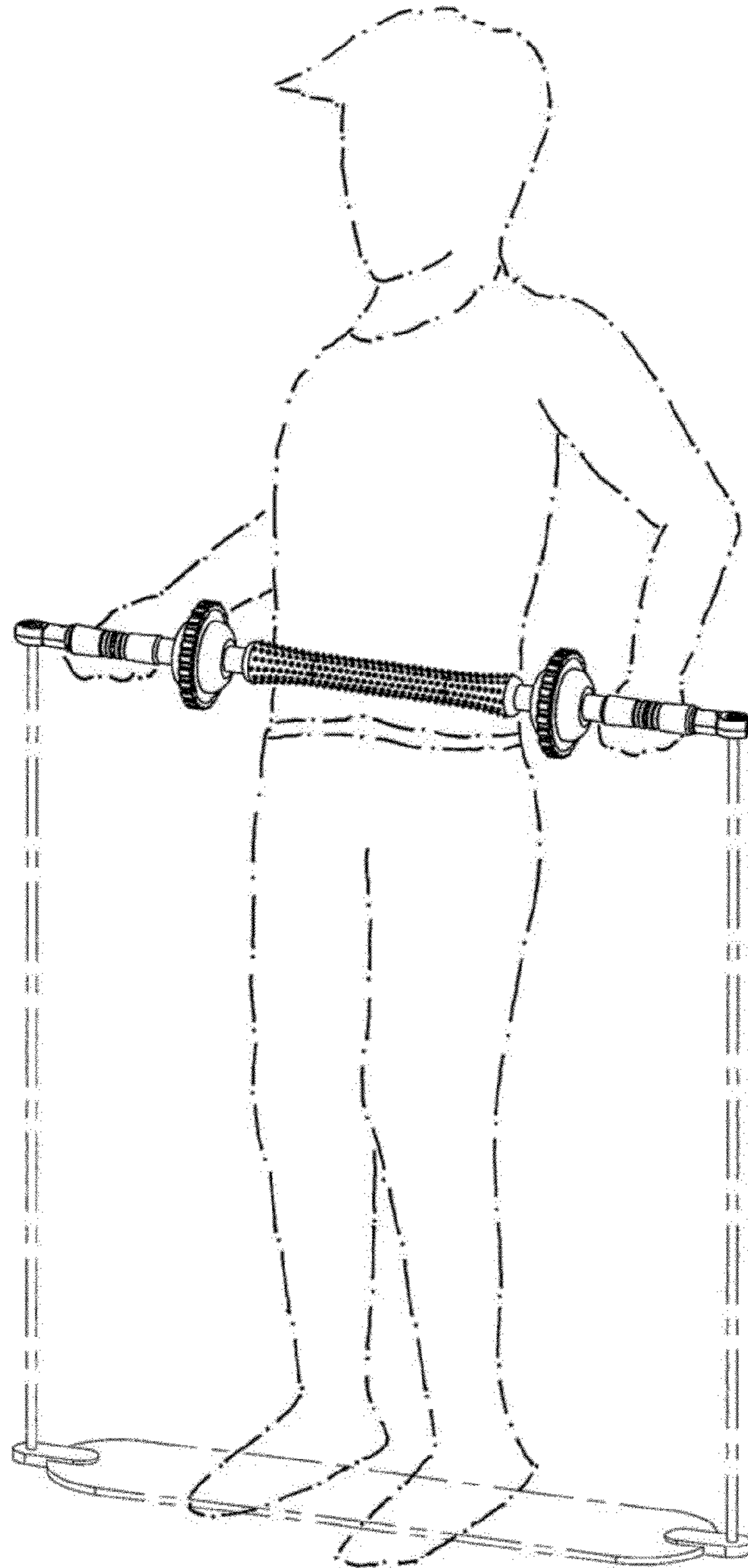


Fig.9