



US00D688325S

(12) **United States Design Patent**
Colwell

(10) **Patent No.:** **US D688,325 S**

(45) **Date of Patent:** **** Aug. 20, 2013**

(54) **TRAIN CAR SAND MOLD**

(76) Inventor: **Jennifer Colwell**, Montclair, NJ (US)

(**) Term: **14 Years**

(21) Appl. No.: **29/411,917**

(22) Filed: **Jan. 27, 2012**

(51) **LOC (9) Cl.** **21-01**

(52) **U.S. Cl.**
USPC **D21/472**

(58) **Field of Classification Search**

USPC D21/386, 398, 424-427, 431, 433, D21/434, 468, 471, 472, 478, 479, 483, 484, D21/493, 495, 533-537, 540, 541, 548-562, D21/811, 814, 815, 816, 826-828, 831, 833; D19/35, 36, 72, 80, 82, 94, 97; D15/90, D15/135, 136; D7/593, 594, 599, 604, 606, D7/609, 610, 613, 702, 619.2, 623, 625, 710, D7/628, 672, 675; D9/672, 675-677; D10/12, D10/54, 106.4; D11/44, 48, 72, 81, 86, 117, D11/121, 125, 157, 163; D20/29, 35; D3/271.11, 271.12; D6/345, 351, 358, 388, D6/404, 434, 450, 451, 493, 497, 506, 597; D26/7, 16, 25, 57, 73, 94, 97, 125; D99/30, D99/42; 446/70, 76, 85-88, 93-96, 117, 446/118, 122, 424, 487; 425/276, 282, 283, 425/318, 439, 440, 442, 457, 458, 469, DIG. 57, 425/DIG. 125; 249/117, 119, 121, 133, 137, 249/140, 142, 160, 163, 165-172; 472/126
See application file for complete search history.

(56) **References Cited**

U.S. PATENT DOCUMENTS

1,248,532 A * 12/1917 Noyes 425/317
D68,611 S * 11/1925 Brainard D21/541
2,823,844 A * 2/1958 Frankenstein 229/116.4

D190,664 S * 6/1961 Fribley D21/540
D220,048 S * 3/1971 Reading D21/472
D246,064 S * 10/1977 Koblick D21/472
D265,708 S * 8/1982 O'Dell D7/354
D271,593 S * 11/1983 Stone et al. D21/472
D312,487 S * 11/1990 Weiland D21/540
D317,636 S * 6/1991 Mayuzumi D21/472
D333,761 S * 3/1993 Dicochea D7/675
D337,836 S * 7/1993 Johnson D26/25
D353,413 S * 12/1994 Hamlin D21/433
5,460,561 A * 10/1995 Dahlgren 446/117
D402,546 S * 12/1998 Massing D9/676
D513,283 S * 12/2005 Wampler et al. D21/562

* cited by examiner

Primary Examiner — Catherine Tuttle

(74) *Attorney, Agent, or Firm* — Michael J. Feigin, Esq.;
Feigin & Associates, LLC

(57) **CLAIM**

The ornamental design for the train car sand mold, as shown and described.

DESCRIPTION

FIG. 1 shows a side elevation view of the train car sand mold embodying my new design, the other side being a mirror image thereof.

FIG. 2 shows a back elevation view thereof.

FIG. 3 shows a front elevation view thereof.

FIG. 4 shows a top plan view thereof.

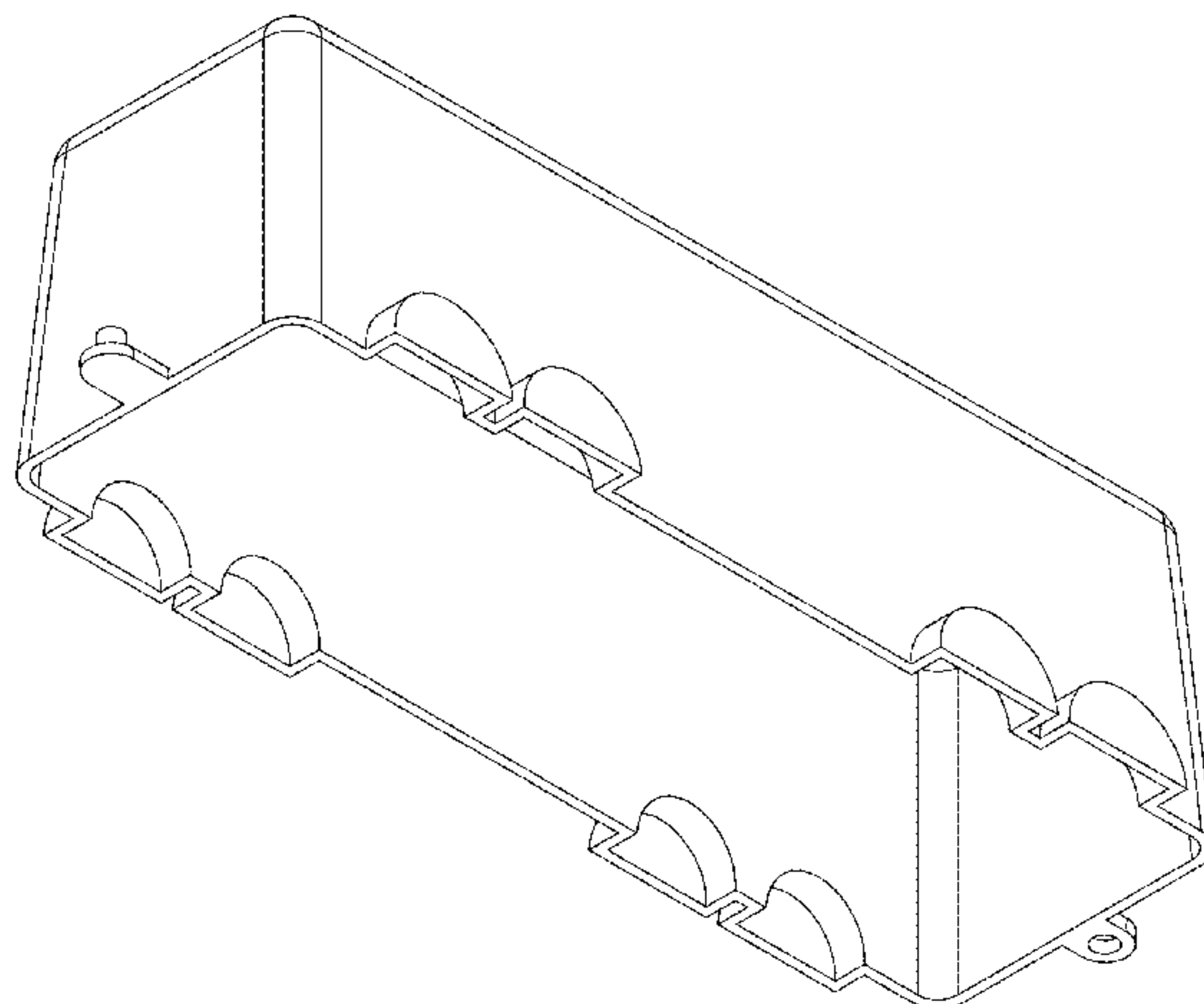
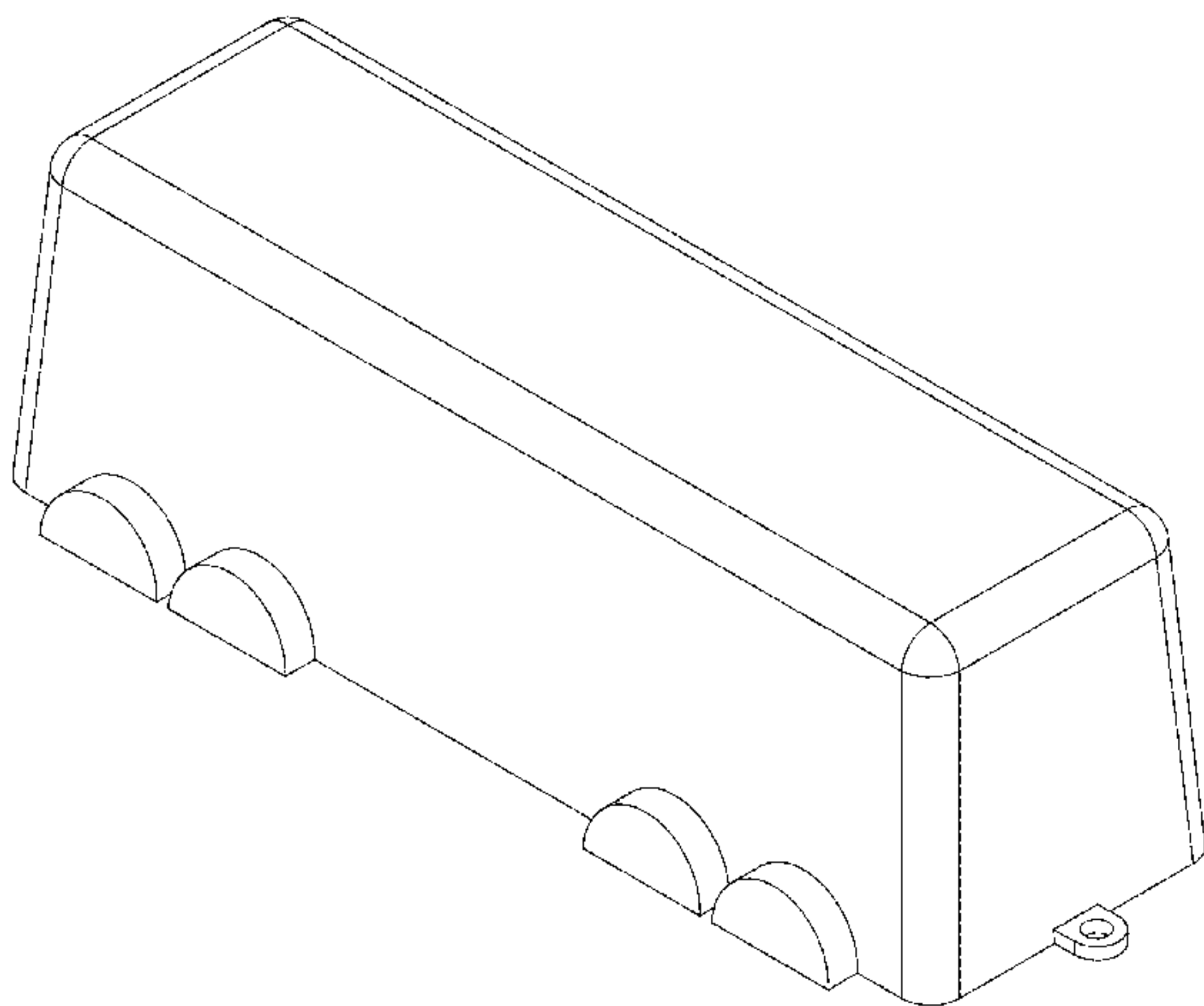
FIG. 5 shows a bottom plan view thereof.

FIG. 6 shows a top, side and front perspective view thereof.

FIG. 7 shows a bottom, side and front perspective view thereof; and,

FIG. 8 shows a bottom perspective view of the train car sand mold.

1 Claim, 8 Drawing Sheets






Fig 1

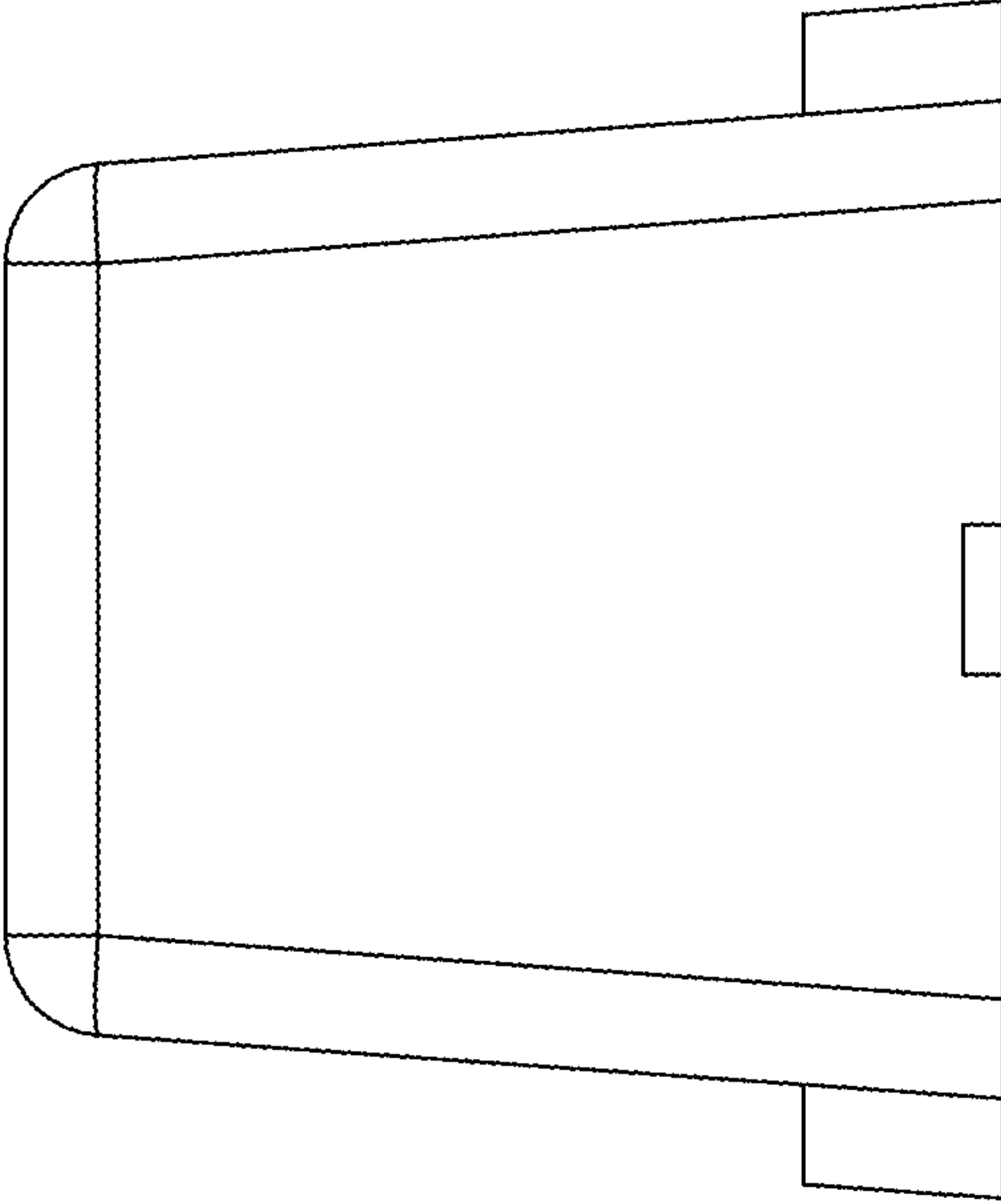


Fig 2

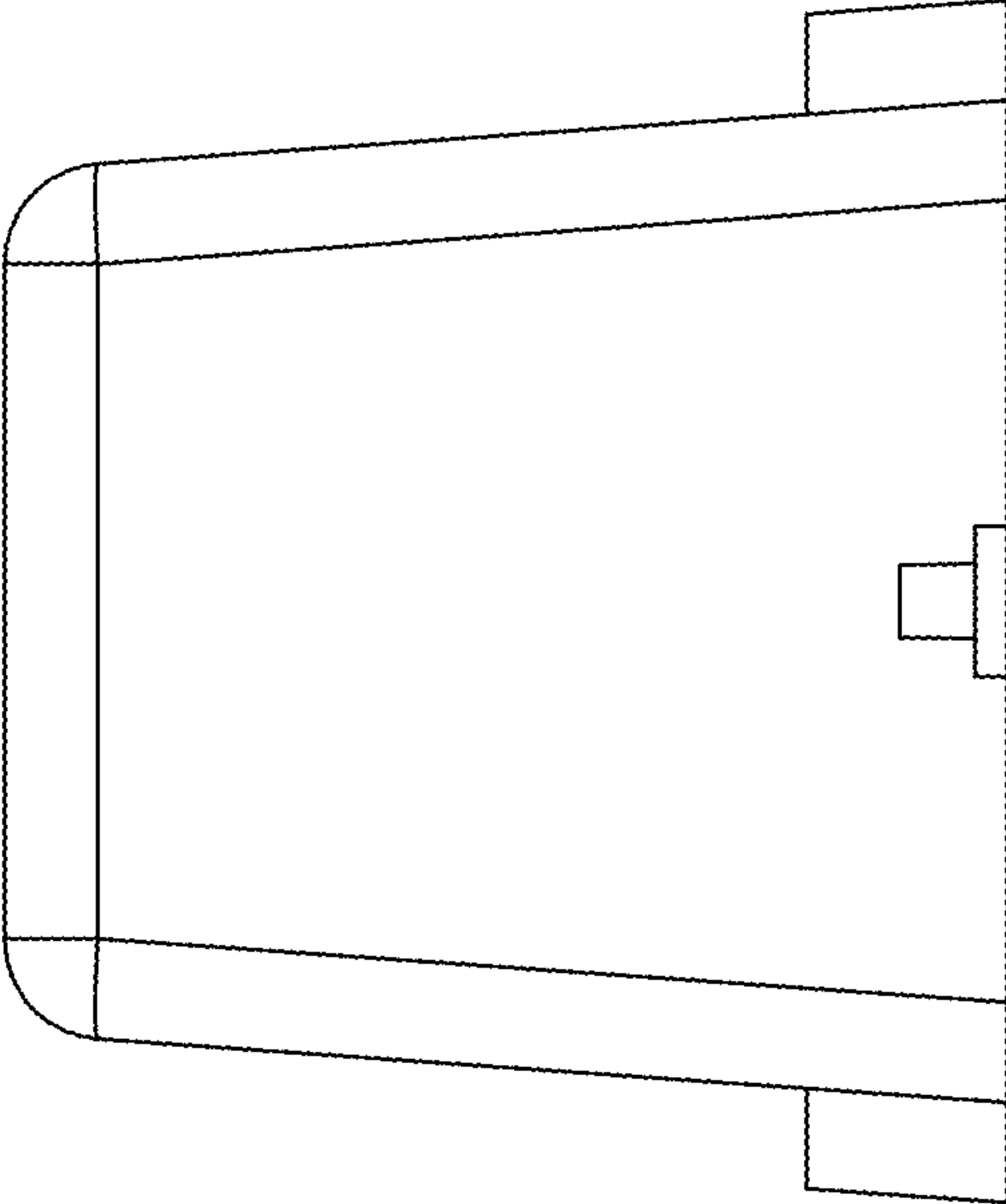


Fig 3

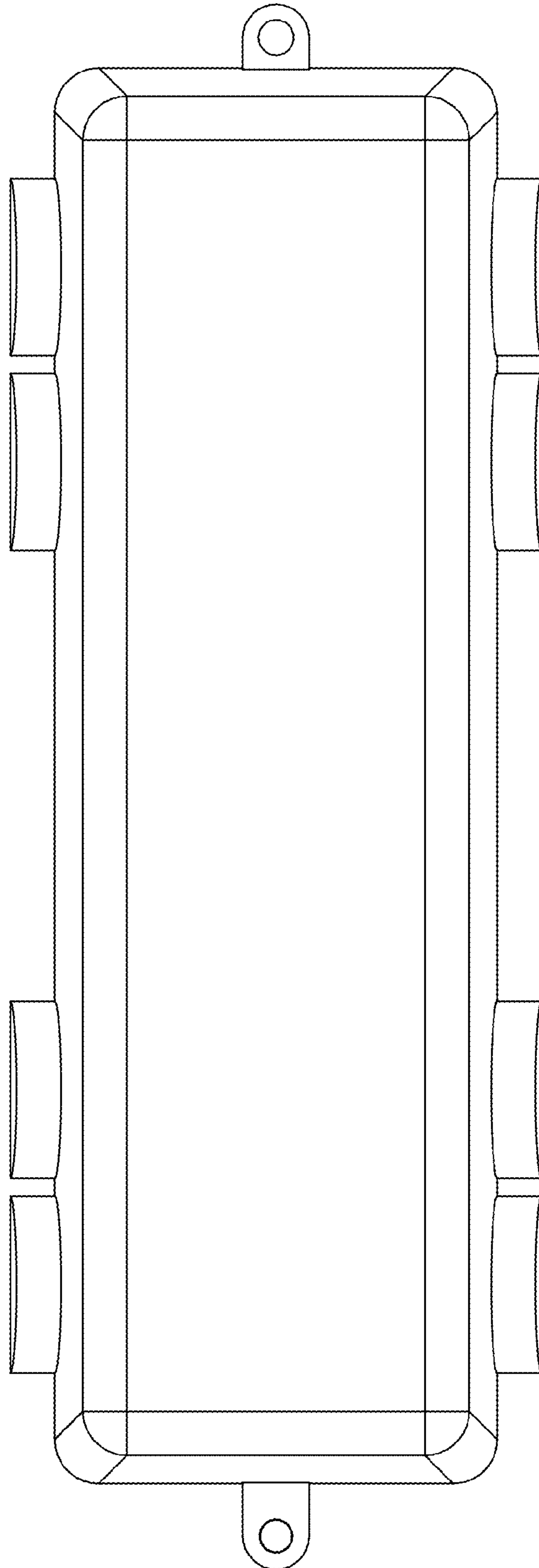


Fig 4




Fig 5

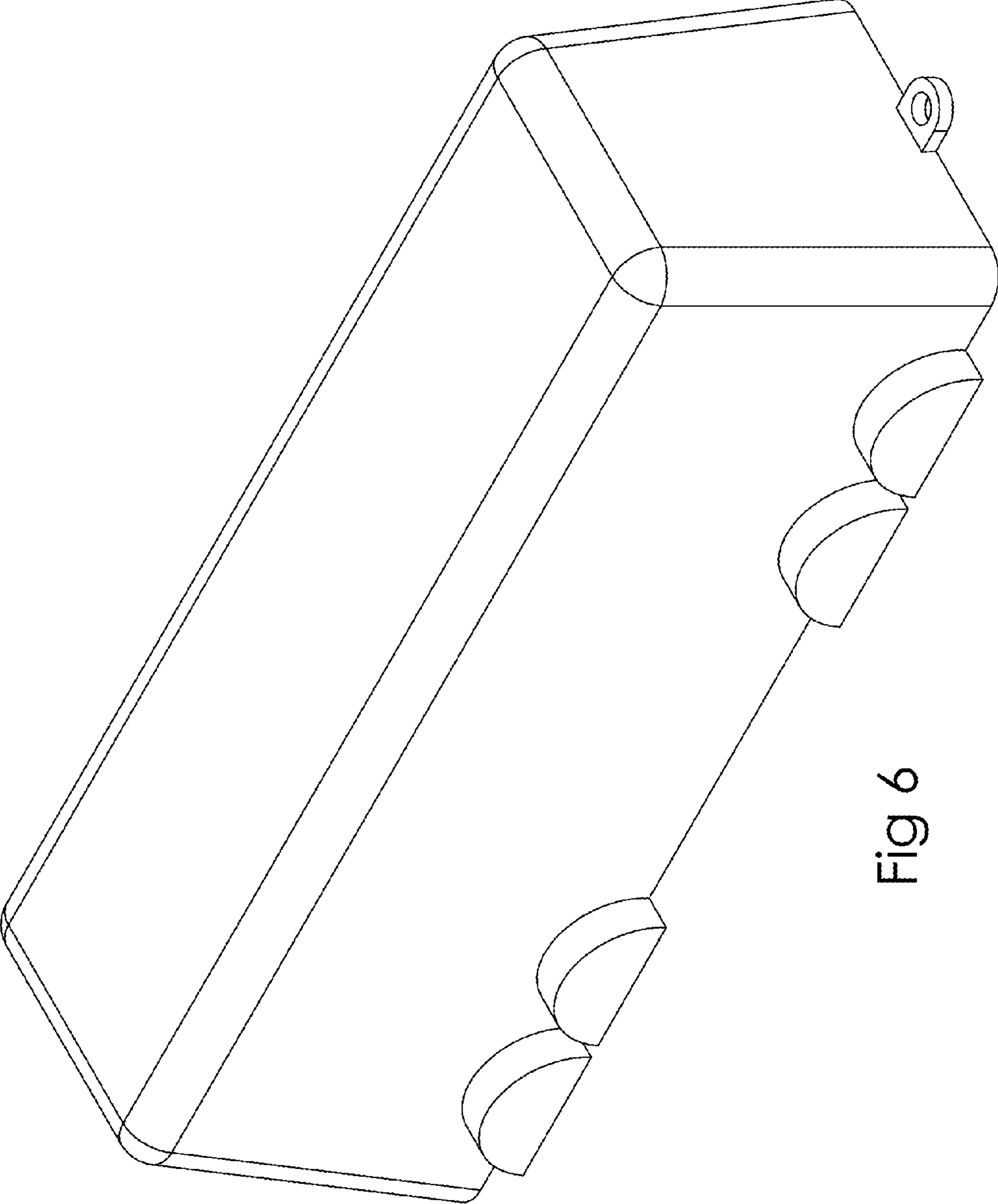


Fig 6

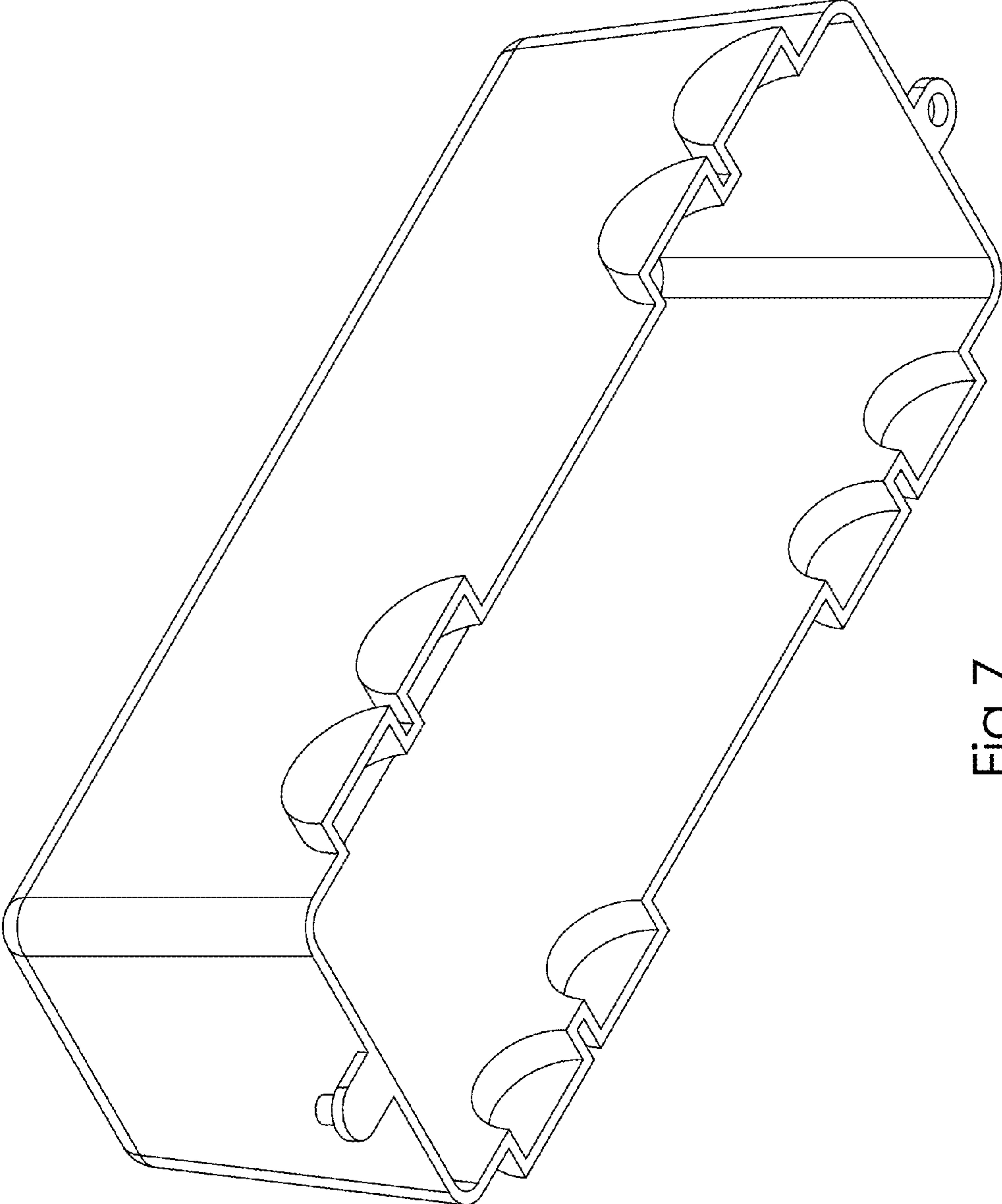


Fig 7

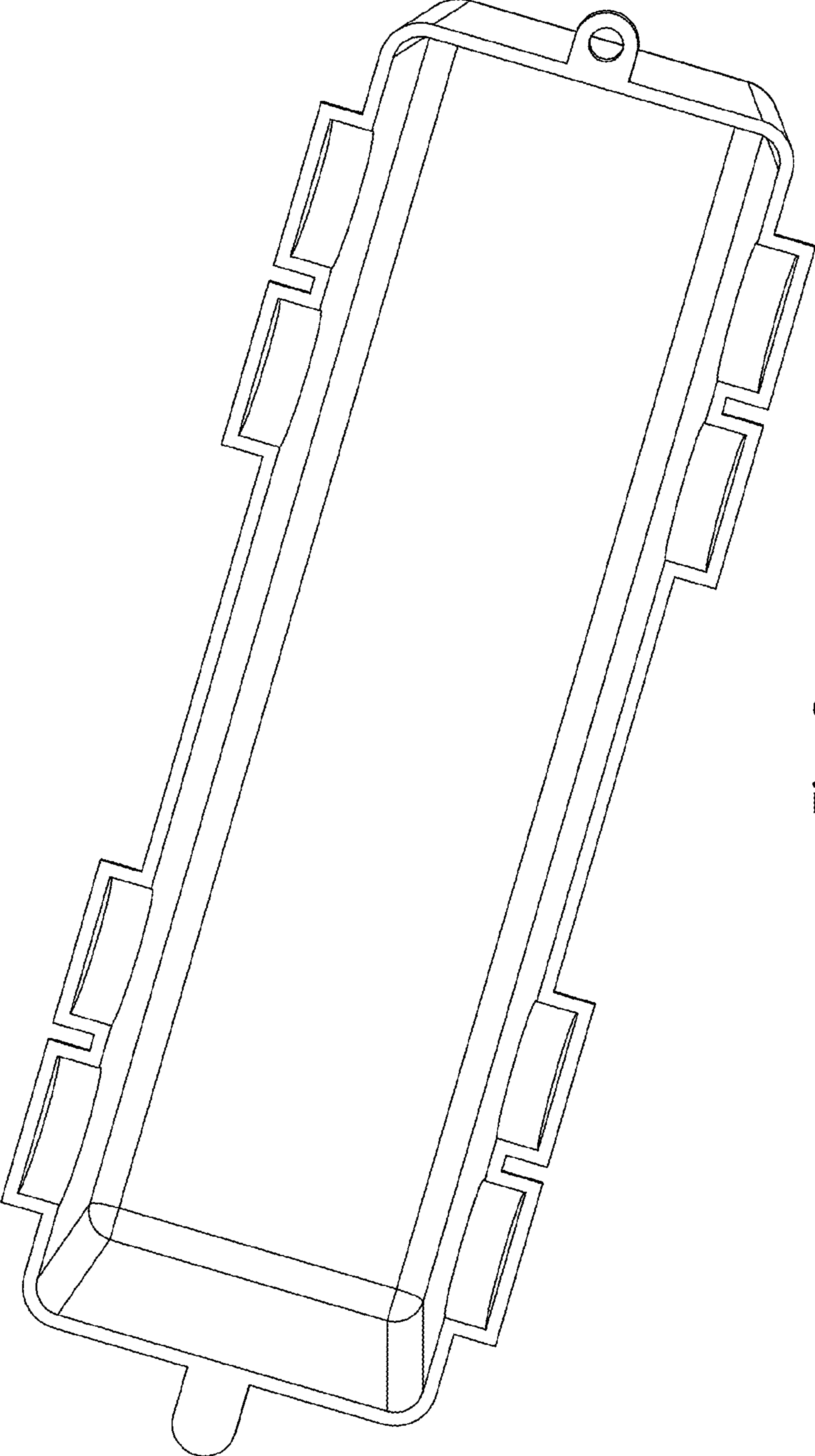


Fig 8