



US00D688319S

(12) **United States Design Patent**
Chan et al.

(10) **Patent No.:** **US D688,319 S**

(45) **Date of Patent:** **** Aug. 20, 2013**

(54) **FIGURE MAKER**

(75) Inventors: **Teddy Chan**, Kennedy Town (HK);
Eddy Chan, Kennedy Town (HK)

(73) Assignee: **Guangzhou Hang Lee Plastic Toy Industrial Limited**, Guangzhou (CN)

(**) Term: **14 Years**

(21) Appl. No.: **29/385,942**

(22) Filed: **Feb. 23, 2011**

(30) **Foreign Application Priority Data**

Oct. 27, 2010 (CN) 2010 3 0588497

(51) **LOC (9) Cl.** **21-01**

(52) **U.S. Cl.**
USPC **D21/468**; D15/136; D7/672

(58) **Field of Classification Search**
USPC D21/398, 468, 469, 470, 472, 475,
D21/483, 484, 488, 493-496, 503, 506, 507,
D21/509, 510, 518, 525, 532, 576-661;
D19/35, 36, 41, 42, 65, 71, 72, 100; D7/368,
D7/665, 669, 670, 672, 674-677, 679, 682,
D7/393, 395, 412; D15/128, 135, 136;
D18/14-16; D8/14, 27, 28, 33, 38, 51, 71,
D8/83, 94, 98, 107, 300, 305, 307, 310, 312,
D8/DIG. 2, DIG. 3;
446/70, 85-87, 89, 97-103, 144, 146, 424,
446/475, 483, 487, 489, 491; 101/327, 368,
101/372, 373, 379, 405; 425/DIG. 57

See application file for complete search history.

(56) **References Cited**

U.S. PATENT DOCUMENTS

198,219 A * 12/1877 Schell, Jr. 30/301
D33,983 S * 1/1901 Bavry D7/693
D114,900 S * 5/1939 Napolillo D7/677

D164,089 S * 7/1951 Barcott D21/472
3,120,678 A * 2/1964 Glenny 425/318
3,158,096 A * 11/1964 Arnold 101/368
D221,399 S * 8/1971 Melling D7/677
D268,037 S * 2/1983 Wiseltier et al. D21/472
D282,893 S * 3/1986 Daenen D7/676
4,815,961 A * 3/1989 Kindred 425/544
D332,823 S * 1/1993 Bonnell D23/250
5,372,533 A * 12/1994 Sujack 446/85
D395,926 S * 7/1998 Lassen D21/484
D398,647 S * 9/1998 Mori D19/72
6,032,580 A * 3/2000 Lee 101/368
D427,232 S * 6/2000 Carsel D18/15
6,129,016 A * 10/2000 Rehkemper et al. 101/327
D537,876 S * 3/2007 Balzer D19/36
D578,169 S * 10/2008 Hamilton et al. D21/468
8,006,615 B1 * 8/2011 Allen et al. 101/125

FOREIGN PATENT DOCUMENTS

CN 3249124 * 7/2002
CN 3371231 * 6/2004
JP D1177411 * 6/2003

* cited by examiner

Primary Examiner — Catherine Tuttle

(74) *Attorney, Agent, or Firm* — Rabin & Berdo, P.C.

(57) **CLAIM**

The ornamental design for a figure maker, as shown and described.

DESCRIPTION

FIG. 1 is a front elevation view of a figure maker showing our new design;

FIG. 2 is a back elevation view thereof;

FIG. 3 is a left side elevation view thereof;

FIG. 4 is a right side elevation view thereof;



FIG. 5 is a top plan view thereof;

FIG. 6 is a bottom plan view thereof;

FIG. 7 is a top perspective view thereof; and,

FIG. 8 is a bottom perspective view thereof.

1 Claim, 8 Drawing Sheets






FIG. 1




FIG. 2




FIG. 3




FIG. 4




FIG. 5




FIG. 6




FIG. 7




FIG. 8