



US00D688304S

(12) **United States Design Patent**
Larson et al.

(10) **Patent No.:** **US D688,304 S**

(45) **Date of Patent:** **** *Aug. 20, 2013**

(54) **WRITING INSTRUMENT**

(75) Inventors: **Katherine E. Larson**, Minneapolis, MN (US); **Thomas P. Kuehn**, St. Louis Park, MN (US)

(73) Assignee: **Target Brands, Inc.**, Minneapolis, MN (US)

(*) Notice: This patent is subject to a terminal disclaimer.

(**) Term: **14 Years**

(21) Appl. No.: **29/413,005**

(22) Filed: **Feb. 9, 2012**

(51) **LOC (9) Cl.** **19-06**

(52) **U.S. Cl.**
USPC **D19/45**

(58) **Field of Classification Search**
USPC D14/411; D19/35, 36, 41-51, 54-58;
24/11 F, 11 P, 11 R; 401/52, 99-109, 192,
401/195, 196; D28/7, 76, 88
See application file for complete search history.

(56) **References Cited**

U.S. PATENT DOCUMENTS

554,189	A *	2/1896	Kochendarfer	401/214
1,244,974	A *	10/1917	Gerdorn	401/216
1,529,652	A	2/1922	Hofmann et al.	
1,464,214	A *	8/1923	Ollerenshaw	401/264
1,883,012	A	7/1929	Shields	
1,817,766	A	1/1931	Rhodes, Jr.	
D137,496	S *	3/1944	Lustig	D3/203.2
2,946,311	A	7/1960	Craig	
D214,105	S	5/1969	Cline	
D234,636	S	3/1975	Burgard, Jr.	
D253,897	S	1/1980	Cross	
D254,315	S	2/1980	Carre	
D259,642	S	6/1981	Gomez	

D259,793	S	7/1981	Carre	
D260,101	S	8/1981	Gomez	
D261,009	S *	9/1981	Gomez	D19/49
D261,531	S *	10/1981	Delcroix	D19/4
4,308,879	A *	1/1982	Thornbloom	132/317
D270,843	S *	10/1983	Itoh	D19/51
D273,876	S	5/1984	Evenson	
D279,115	S *	6/1985	Nishida	D19/51
D286,164	S	10/1986	Tinz	
D293,590	S	1/1988	Mimaki	
4,765,767	A	8/1988	Marynissen et al.	
D317,625	S *	6/1991	Itoh	D19/57

(Continued)

OTHER PUBLICATIONS

“Pilot® G2 Retractable Gel Ink Pens:, Fine, Black”, printed from www.quill.com/pilot-g2-retractable-gel-ink-pens/cbs/039077.html?cm_mmc=SEM_PLA_039077 (2 pages).

(Continued)

Primary Examiner — Elizabeth Albert

(74) *Attorney, Agent, or Firm* — Griffiths & Seaton PLLC

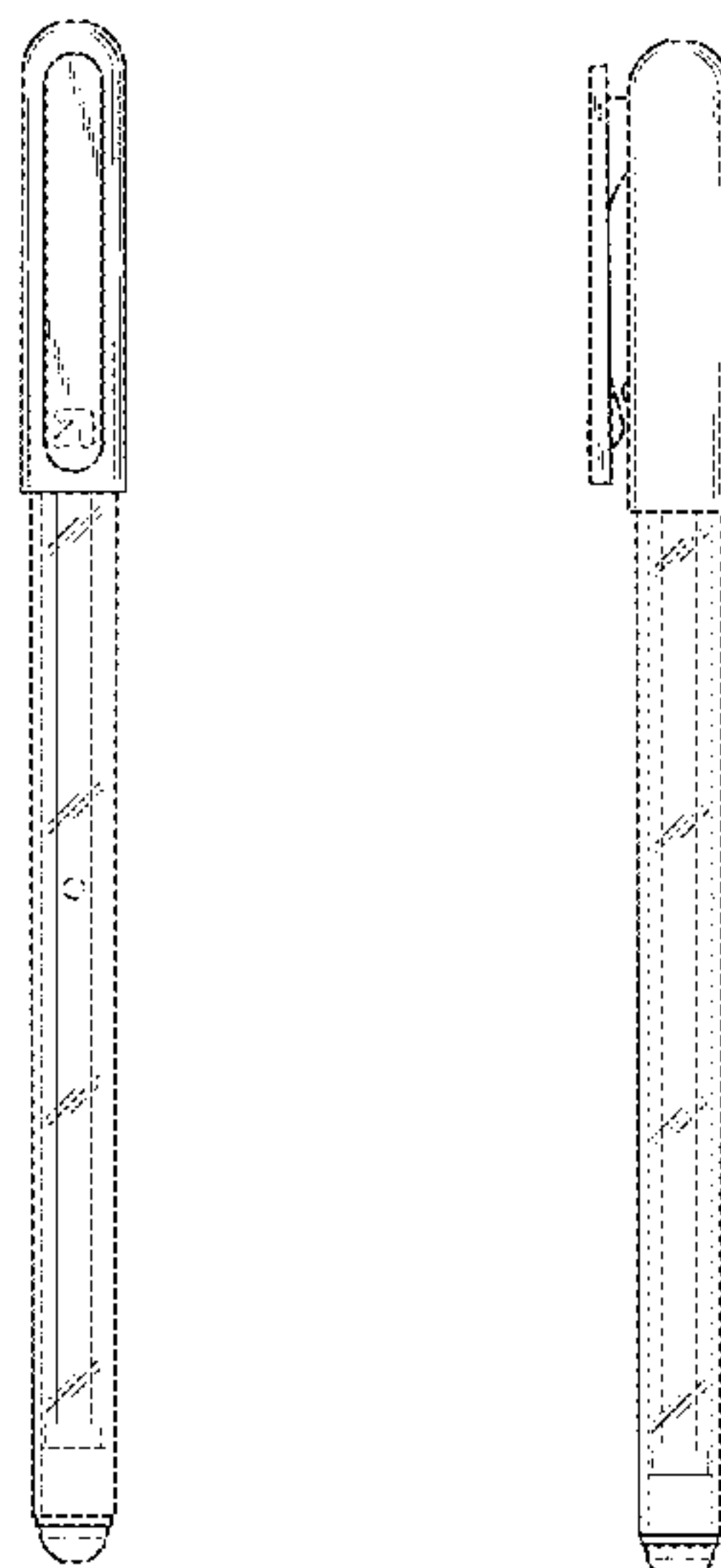
(57) **CLAIM**

The ornamental design for a writing instrument, as shown and described.

DESCRIPTION

FIG. 1 is a front, perspective view of a writing instrument showing our new design;
FIG. 2 is a front view thereof;
FIG. 3 is a rear view thereof;
FIG. 4 is a right side view thereof;
FIG. 5 is a left side view thereof;
FIG. 6 is a top view thereof; and,
FIG. 7 is a bottom view thereof.
The features shown in broken lines depict environmental subject matter only and form no part of the claimed design.

1 Claim, 3 Drawing Sheets



(56)

References Cited

U.S. PATENT DOCUMENTS

D318,688 S 7/1991 Regnault
 D321,720 S * 11/1991 Sakurada D19/51
 D341,623 S 11/1993 Chuang
 D345,578 S * 3/1994 Zier D19/48
 D358,167 S * 5/1995 Herbst et al. D19/48
 D359,757 S 6/1995 Inami et al.
 D377,193 S * 1/1997 Takemura D19/36
 D377,195 S * 1/1997 Takahashi D19/51
 D378,761 S * 4/1997 Sekine D19/48
 D382,016 S * 8/1997 Takahashi D19/51
 5,676,480 A * 10/1997 Tosto 401/10
 D395,673 S * 6/1998 Baubil D19/51
 D398,642 S * 9/1998 Avenatti D19/48
 D401,278 S 11/1998 Hu
 D404,069 S 1/1999 Hasegawa
 D416,940 S * 11/1999 Ito D19/48
 D421,625 S 3/2000 Oka
 D433,447 S 11/2000 Rosenbaum
 6,200,046 B1 * 3/2001 Rylander 401/52
 D447,173 S 8/2001 Yoon
 D452,526 S * 12/2001 Nishida D19/43
 D452,877 S * 1/2002 DeLuca et al. D19/43
 D458,965 S 6/2002 Oka
 D460,110 S * 7/2002 Kobayashi D19/43
 D472,577 S 4/2003 Sakuno et al.
 D473,898 S 4/2003 Nakazawa
 D484,536 S * 12/2003 Takanashi D19/43
 D485,299 S 1/2004 Bodino
 D492,720 S 7/2004 Chiu
 D504,152 S 4/2005 Collin
 D506,500 S 6/2005 Qiu
 6,948,872 B2 9/2005 Eisele
 D540,383 S 4/2007 Nishida
 D545,366 S 6/2007 Ternovits
 D545,367 S 6/2007 Ternovits
 D546,388 S 7/2007 Hung
 D546,884 S 7/2007 Ternovits
 D552,176 S 10/2007 Schnug
 D562,396 S 2/2008 Qiu et al.
 D564,026 S 3/2008 Bhavnani
 D566,174 S 4/2008 Silverstein
 D566,766 S 4/2008 Silverstein
 D568,393 S 5/2008 Bhavnani
 D568,932 S 5/2008 Qiu et al.
 D585,093 S * 1/2009 Schnug D19/51
 D595,350 S * 6/2009 Paz et al. D19/43
 D598,953 S 8/2009 Yu et al.
 D598,954 S 8/2009 Wang et al.
 D601,627 S 10/2009 Liu
 D602,086 S 10/2009 Liu
 D605,693 S 12/2009 Ng

D605,695 S 12/2009 Leibeck
 D605,700 S 12/2009 Ma
 D606,587 S 12/2009 Zhang
 D607,934 S 1/2010 Liu
 D608,393 S * 1/2010 Koreska D19/50
 D610,616 S 2/2010 Li
 D611,095 S 3/2010 Liu
 D611,096 S 3/2010 Liu
 D611,097 S 3/2010 Liu
 D612,426 S 3/2010 Suero, Jr. et al.
 D615,590 S 5/2010 Li
 D616,025 S 5/2010 Yan
 D616,498 S 5/2010 Zhang
 D616,936 S 6/2010 Liu
 D616,937 S 6/2010 Liu
 D621,875 S 8/2010 Stukenkemper
 D633,560 S 3/2011 Clivio
 D636,022 S * 4/2011 Kim D19/41
 D638,062 S 5/2011 Wang
 D641,402 S 7/2011 Tan
 D641,406 S 7/2011 Zhang
 D641,787 S 7/2011 Tan
 D645,506 S * 9/2011 Hung D19/36
 D647,961 S * 11/2011 Zhang D19/43
 D661,736 S * 6/2012 Zhang D19/43
 D670,289 S * 11/2012 Bae et al. D14/411

OTHER PUBLICATIONS

“OfficeMax Retractable Gel Pens, Medium Point, Assorted 6 pk”, printed from www.officemax.com/office-supplies/pens-pencils-markers/pens/gel-pens/product-ARS21761?R=20738980&ssp=true (1 page).
 “Office Depot® Brand Crystal Stick Ballpoint Pens”, printed from www.officedepot.com/a/products/787115/Office-Depot-Brand-Crystal-Stick-Ballpoint/ (2 pages).
 “OfficeMax Stick Medium Point Ballpoint Pens, 12 Black Ink Pens”, printed from www.officemax.com/office-supplies/pens-pencils-markers/pens/ballpoint-pens/product-prod4090254 (1 page).
 “OfficeMax Stick Medium Point Ballpoint Pens, 12 Blue Ink Pens”, printed from www.officemax.com/office-supplies/pens-pencils-markers/pens/ballpoint-pens/product-ARS24331 (1 page).
 Wenzhou Outai Stationery Manufacturing Co. Ltd. “Jumbo Highlighter Marker Pen”, printed from www.ecvv.com/product/3455152.html (3 pages).
 “Just Basics Mechanical Pencils, 0.7 mm 12/pk”, printed from www.officemax.com/office-supplies/pens-pencils-markers/pencils/mechanical-pencils/product-ARS24351 (1 page).
 “Mechanical Pencil”, printed from www.best-b2b.com/Products/500/506-2/mechanical-pencil_68862.html (2 pages).

* cited by examiner




FIG. 1

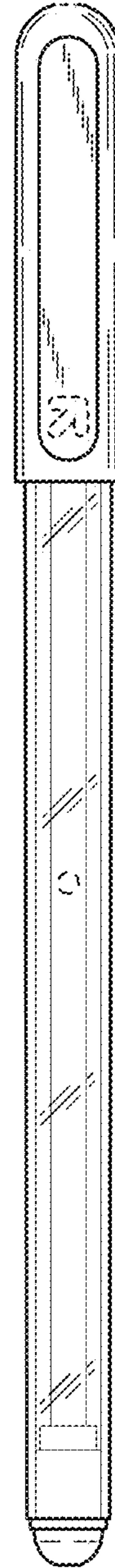


FIG. 2

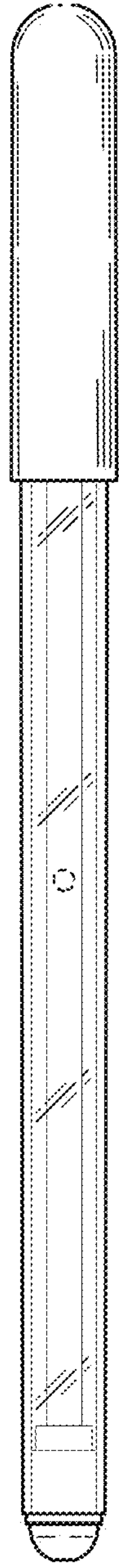


FIG. 3




FIG. 4




FIG. 5

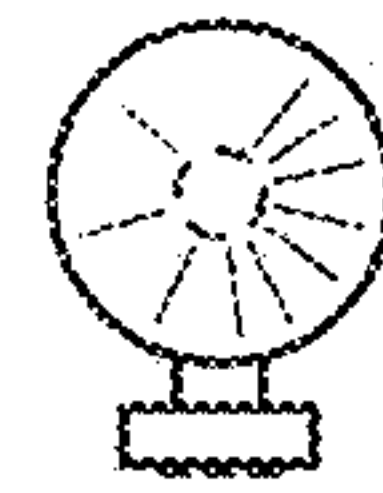


FIG. 6

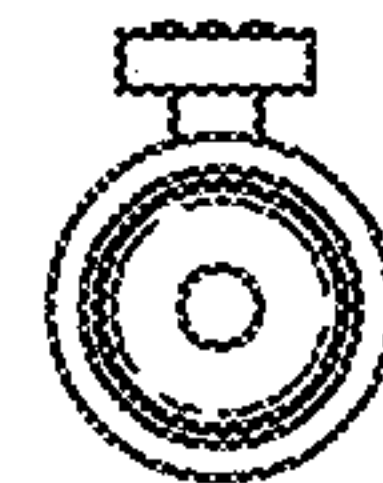


FIG. 7