



US00D688294S

(12) **United States Design Patent**
Roy et al.

(10) **Patent No.:** **US D688,294 S**

(45) **Date of Patent:** **** Aug. 20, 2013**

(54) **VISOR FOR A VISUAL PROSTHETIC APPARATUS**

(75) Inventors: **Arup Roy**, Valencia, CA (US); **Sanjay Gaikwad**, Valencia, CA (US); **Kelly H. McClure**, Simi Valley, CA (US); **Timothy M. Nugent**, Santa Monica, CA (US)

(73) Assignee: **Second Sight Medical Products, Inc.**, Sylmar, CA (US)

(**) Term: **14 Years**

(21) Appl. No.: **29/429,348**

(22) Filed: **Aug. 9, 2012**

(51) **LOC (9) Cl.** **16-06**

(52) **U.S. Cl.**
USPC **D16/309; D24/157; D24/172**

(58) **Field of Classification Search**
USPC **D24/155, 157, 172; D16/100, 135, D16/300, 309, 311-313; D14/223, 372, D14/496; 606/130; 607/53, 54; 623/4.1, 623/6.63; 351/41, 44, 158, 47**
See application file for complete search history.

(56) **References Cited**

U.S. PATENT DOCUMENTS

D359,060	S	*	6/1995	Sherlock et al.	D16/135
D380,032	S	*	6/1997	Kobayashi et al.	D14/372
D392,629	S	*	3/1998	Amafuji et al.	D14/372
5,843,093	A	*	12/1998	Howard, III	606/130
D404,174	S	*	1/1999	Childs et al.	D29/112
5,935,155	A	*	8/1999	Humayun et al.	607/54
D417,666	S	*	12/1999	Morooka	D14/372
D427,982	S	*	7/2000	Ishii	D14/372
D429,253	S	*	8/2000	Robertson et al.	D14/496
D429,751	S	*	8/2000	Garrity et al.	D16/309
D441,388	S	*	5/2001	Lightman	D16/300

D444,155	S	*	6/2001	Morooka et al.	D14/496
D445,416	S	*	7/2001	Glezerman	D14/223
6,346,929	B1	*	2/2002	Fukushima et al.	345/8
D473,890	S	*	4/2003	Waters	D16/309
D483,779	S	*	12/2003	Huang	D16/135
D485,855	S	*	1/2004	Overthun	D16/313
D513,032	S	*	12/2005	Diamantidis	D16/300
6,976,998	B2	*	12/2005	Rizzo et al.	623/6.63
7,079,876	B2	*	7/2006	Levy	455/575.2
D565,082	S	*	3/2008	McClure et al.	
D607,565	S	*	1/2010	McClure et al.	D24/172
D647,947	S	*	11/2011	Yu	D16/309
D662,964	S	*	7/2012	Olsson et al.	D16/300
D664,586	S	*	7/2012	Olsson	D16/300
D665,008	S	*	8/2012	Olsson et al.	D16/309
D669,522	S	*	10/2012	Klinar et al.	D16/300
D671,589	S	*	11/2012	Olsson	D16/300
D671,590	S	*	11/2012	Klinar et al.	D16/309
2004/0030383	A1	*	2/2004	Havey et al.	623/4.1
2006/0129207	A1	*	6/2006	Fried et al.	607/54
2006/0282129	A1	*	12/2006	Fried et al.	607/53
2007/0191910	A1	*	8/2007	Ren	607/54

* cited by examiner

Primary Examiner — Ian Simmons

Assistant Examiner — Charles Hanson

(74) *Attorney, Agent, or Firm* — Scott B. Dunbar

(57) **CLAIM**

The ornamental design for a visor for a visual prosthetic apparatus, as shown and described.

DESCRIPTION

FIG. 1 is a top left perspective view of the visor.

FIG. 2 is a front view of the visor.

FIG. 3 is a left side view of the visor.

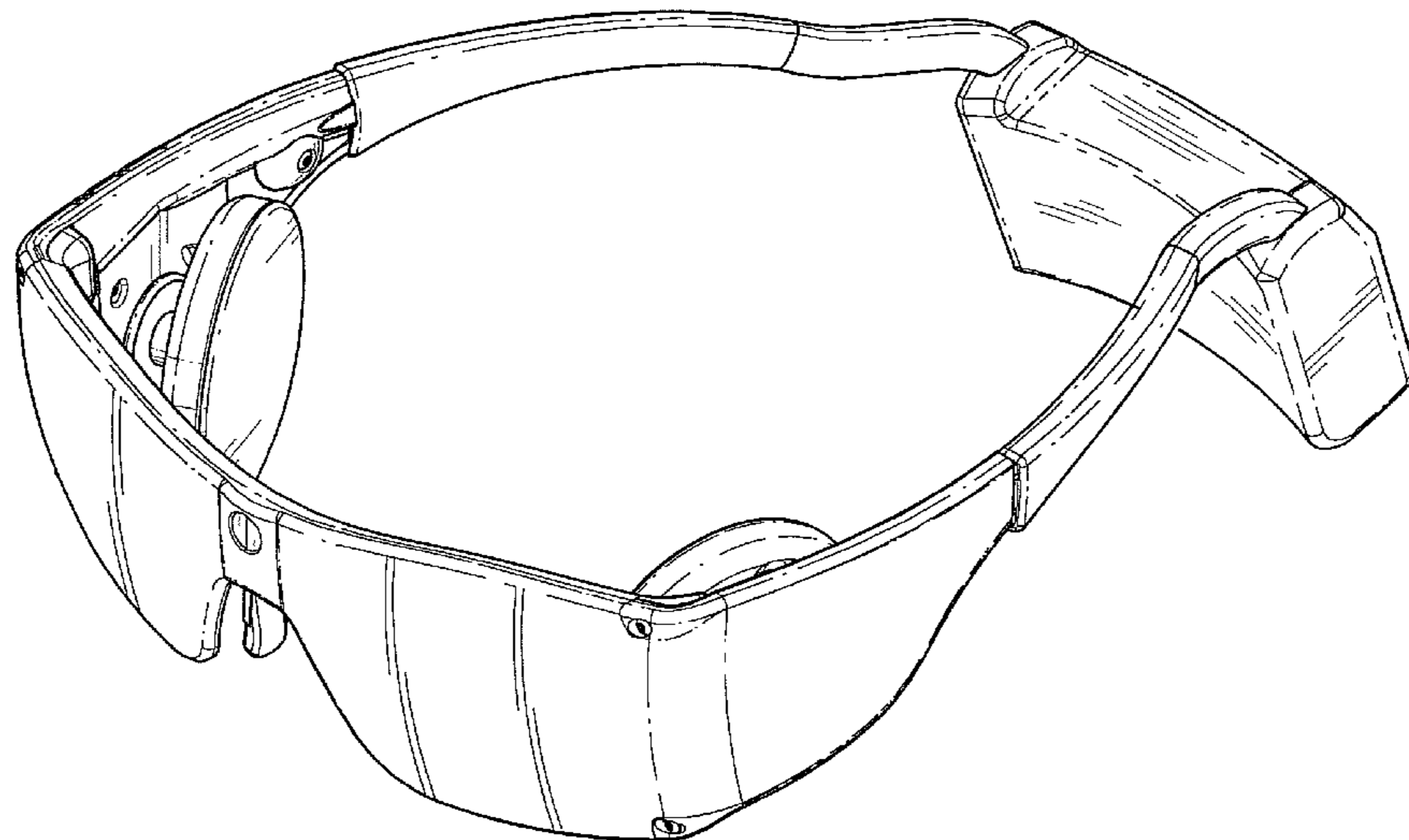
FIG. 4 is a rear view of the visor.

FIG. 5 is a right side view of the visor.

FIG. 6 is a top view of the visor; and,

FIG. 7 is a bottom view of the visor.

1 Claim, 7 Drawing Sheets



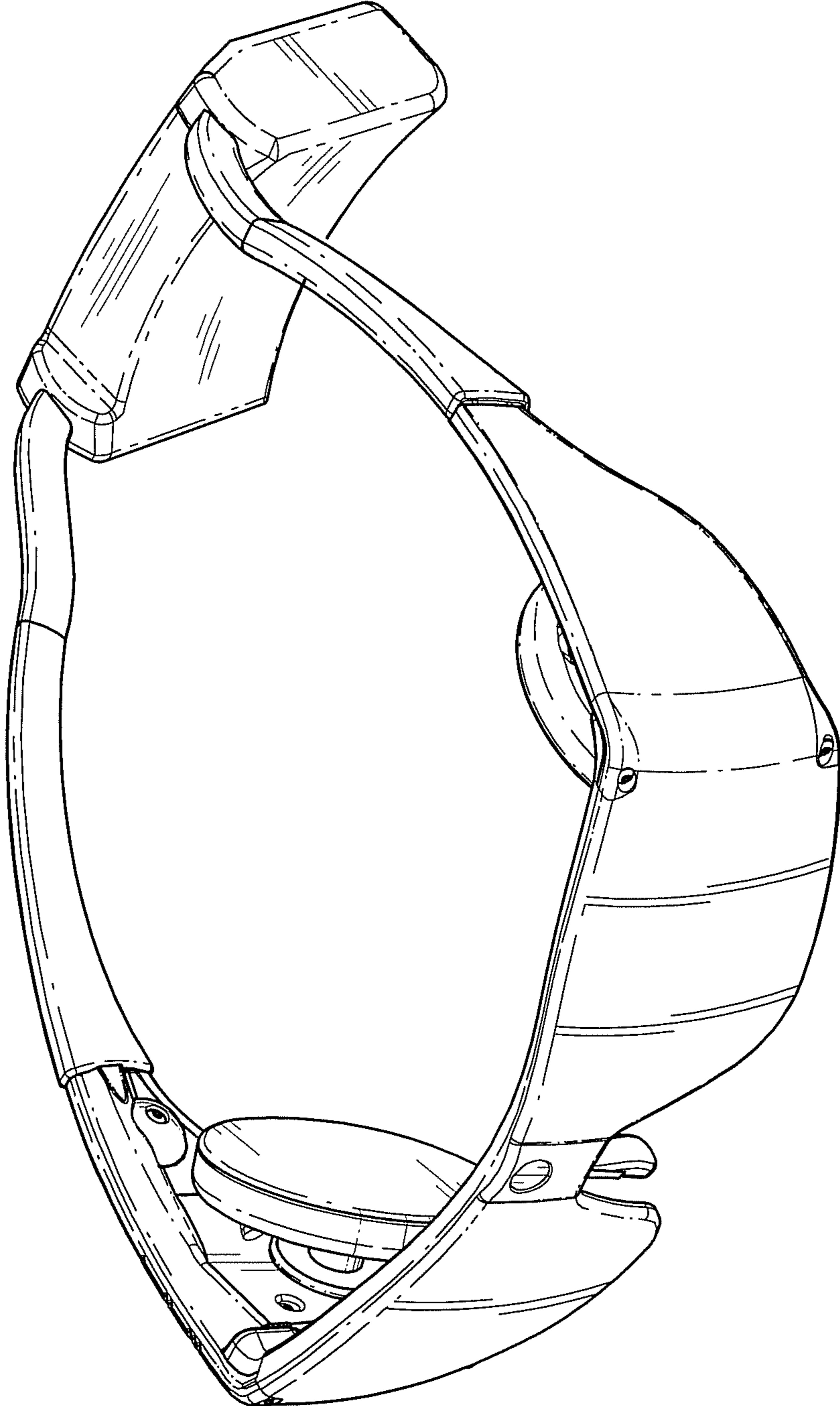


FIG. 1

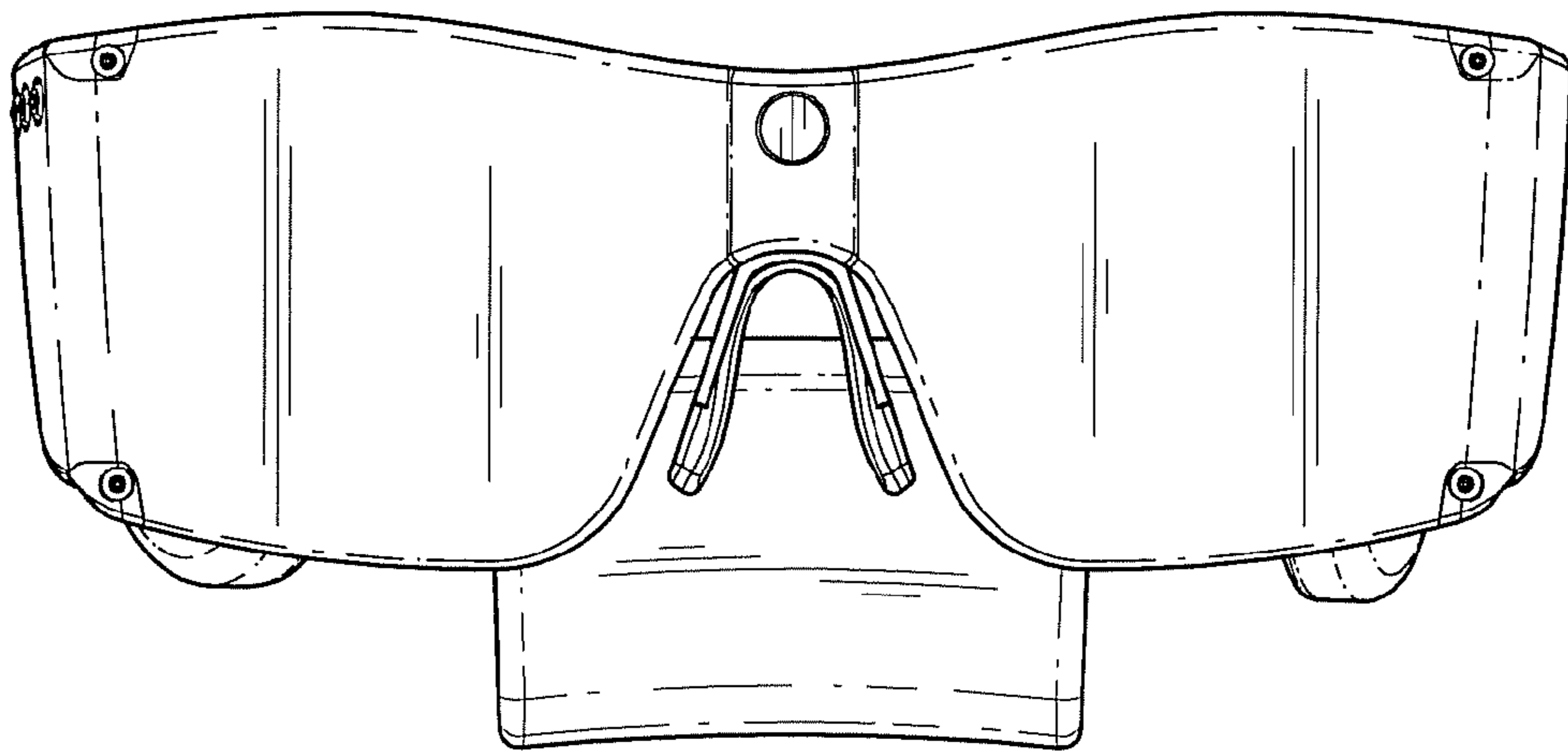


FIG. 2

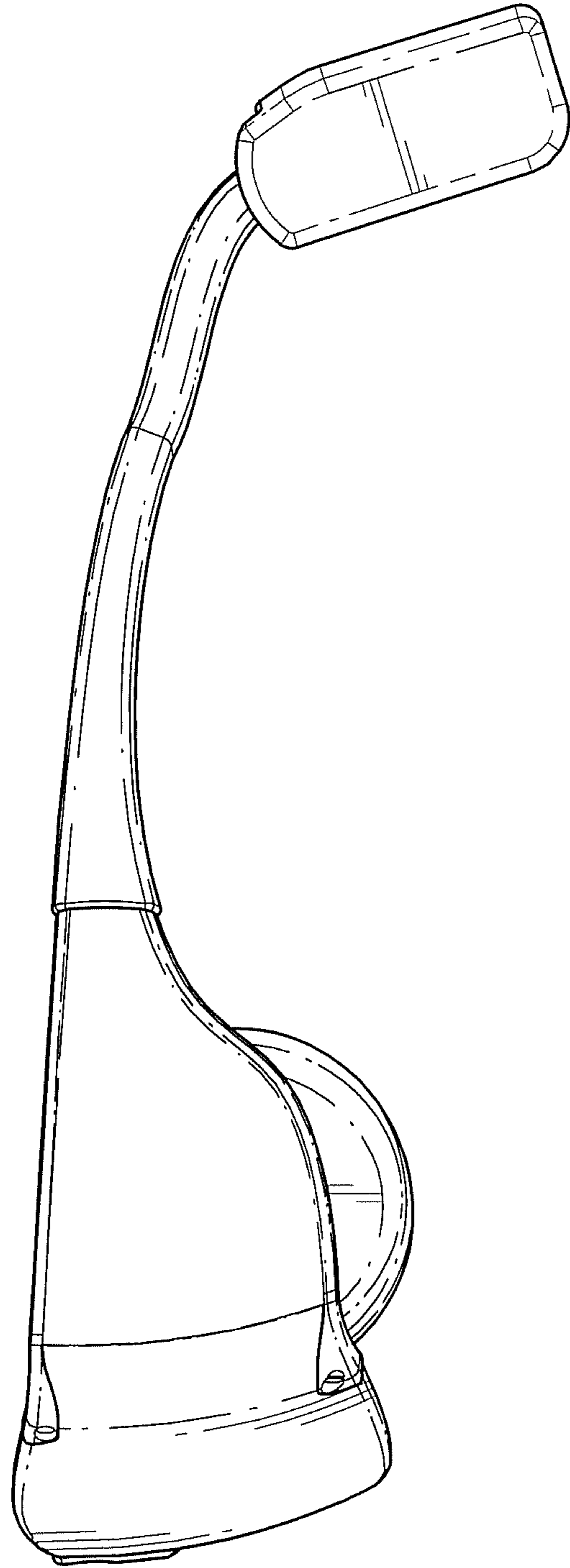


FIG. 3




FIG. 4

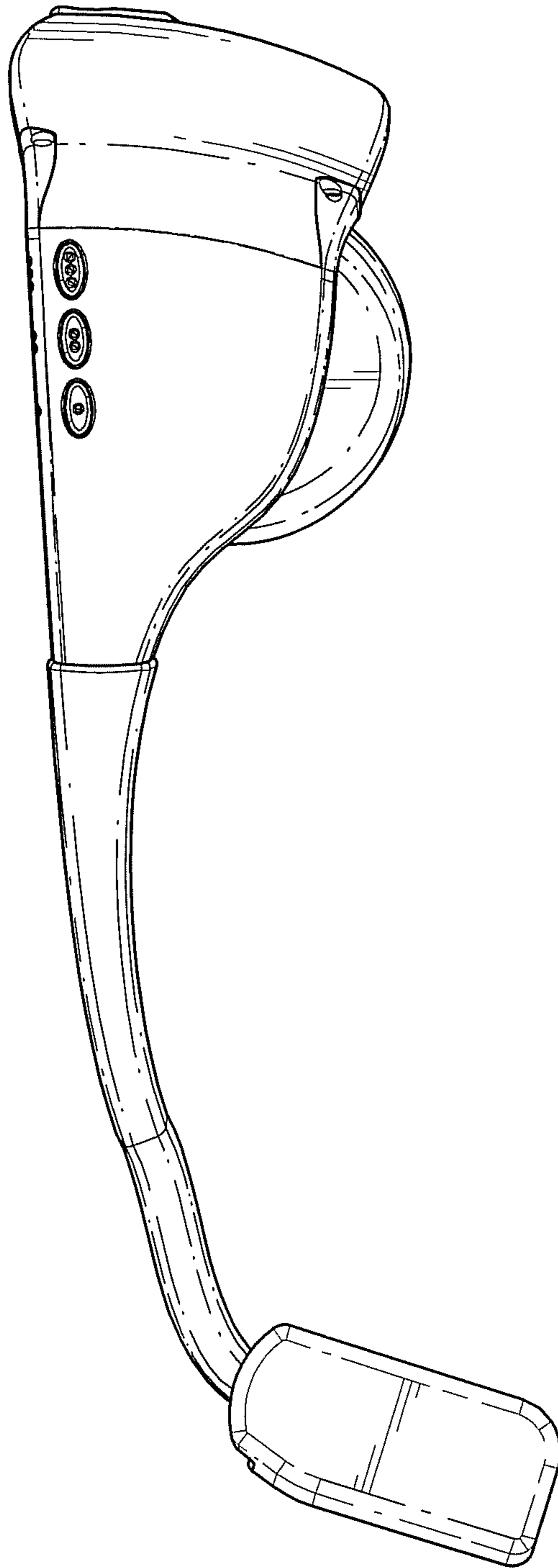


FIG. 5

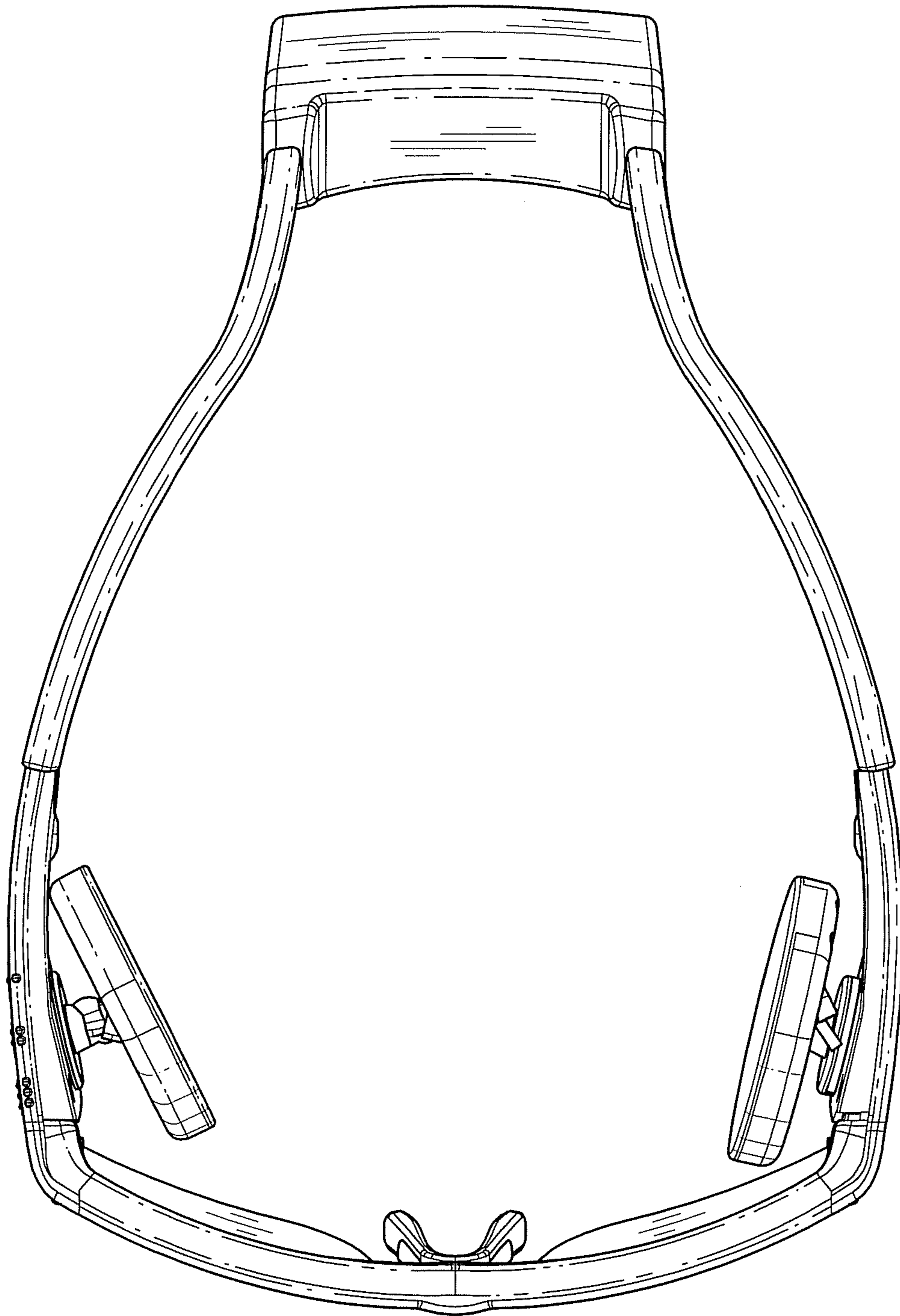


FIG. 6

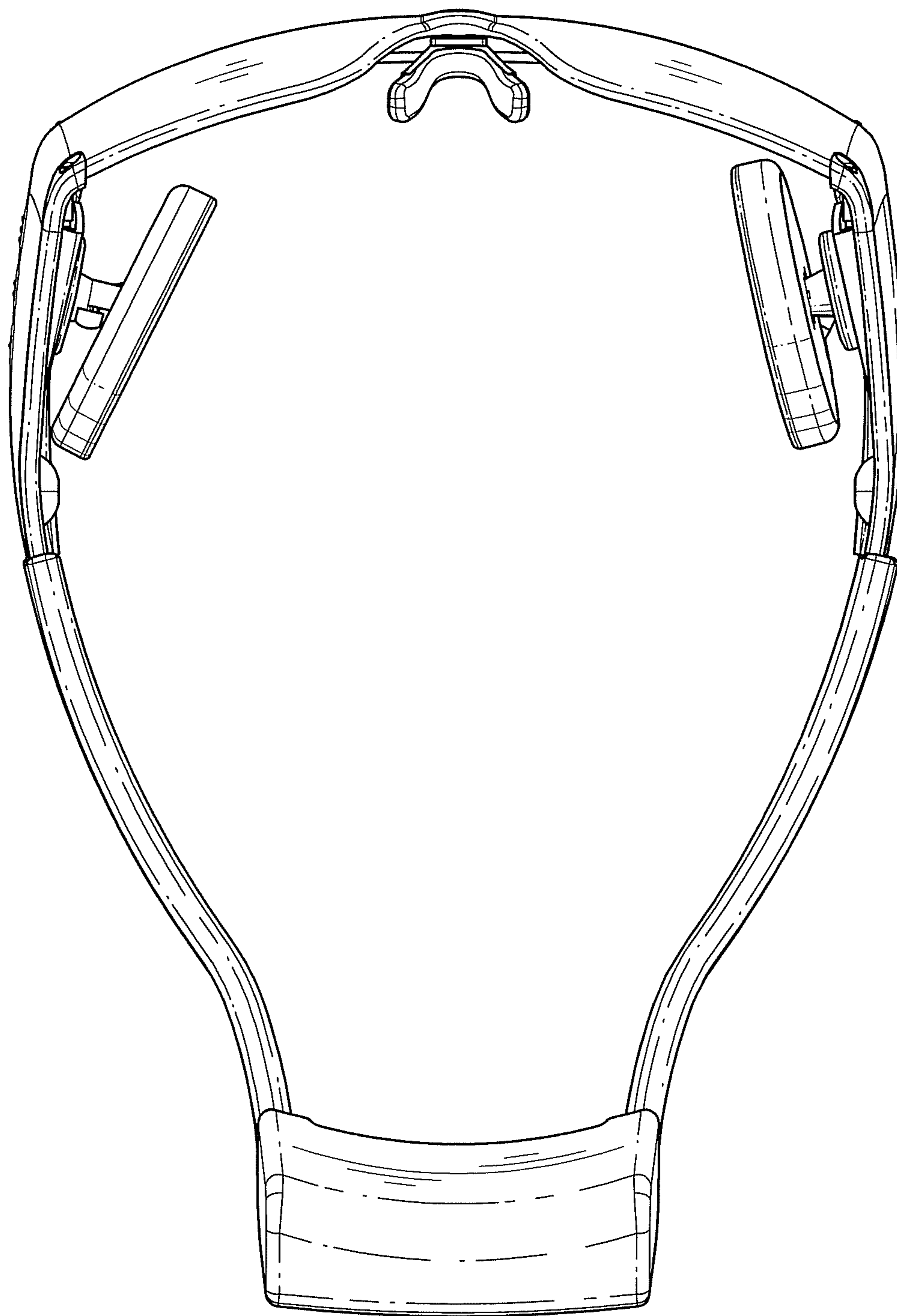


FIG. 7