



US00D688286S

(12) **United States Design Patent**
Huschka

(10) **Patent No.:** **US D688,286 S**

(45) **Date of Patent:** **** Aug. 20, 2013**

(54) **SEMI-OVULAR ARCUATE EYEGLASS LENS WITH SEMI-OVULAR APERTURE**

(71) Applicant: **Esotika Enterprises LLC**, Paramount, CA (US)

(72) Inventor: **Todd Huschka**, Madison, WI (US)

(73) Assignee: **KM Fashion Eyewear, LLC**, Paramount, CA (US)

(**) Term: **14 Years**

(21) Appl. No.: **29/450,288**

(22) Filed: **Mar. 15, 2013**

(51) **LOC (9) Cl.** **16-06**

(52) **U.S. Cl.**
USPC **D16/101; D16/306**

(58) **Field of Classification Search**
USPC D16/101, 300–342, 900; D29/109–110;
351/41, 44, 51–52, 62, 158, 92, 103–123,
351/140–153, 45–46; 2/426–432, 447–449,
2/441, 434–437, 13, 15; D21/483, 659–661;
D14/372

See application file for complete search history.

(56) **References Cited**

U.S. PATENT DOCUMENTS

D74,365 S *	2/1928	Giglio	D16/326
D408,432 S *	4/1999	Jumara	D16/315
D622,748 S	8/2010	Huschka		
D655,732 S	3/2012	Huschka		

D655,733 S	3/2012	Huschka
D655,734 S	3/2012	Huschka
D666,647 S	9/2012	Huschka
D666,648 S	9/2012	Huschka
D666,649 S	9/2012	Huschka
D666,650 S	9/2012	Huschka
D666,651 S	9/2012	Huschka
D666,652 S	9/2012	Huschka

* cited by examiner

Primary Examiner — Raphael Barkai

(74) *Attorney, Agent, or Firm* — Lance M. Pritikin; Wolf, Rifkin, Shapiro, Schulman & Rapkin, LLP

(57) **CLAIM**

The ornamental design for a semi-ovular arcuate eyeglass lens with semi-ovular aperture, as shown and described.

DESCRIPTION

FIG. 1 is a front environmental view of the semi-ovular arcuate eyeglass lens with semi-ovular aperture, showing my new design;

FIG. 2 is a front perspective view of the semi-ovular eyeglass lens with semi-ovular aperture;

FIG. 3 is a front view thereof;

FIG. 4 is a rear view thereof;

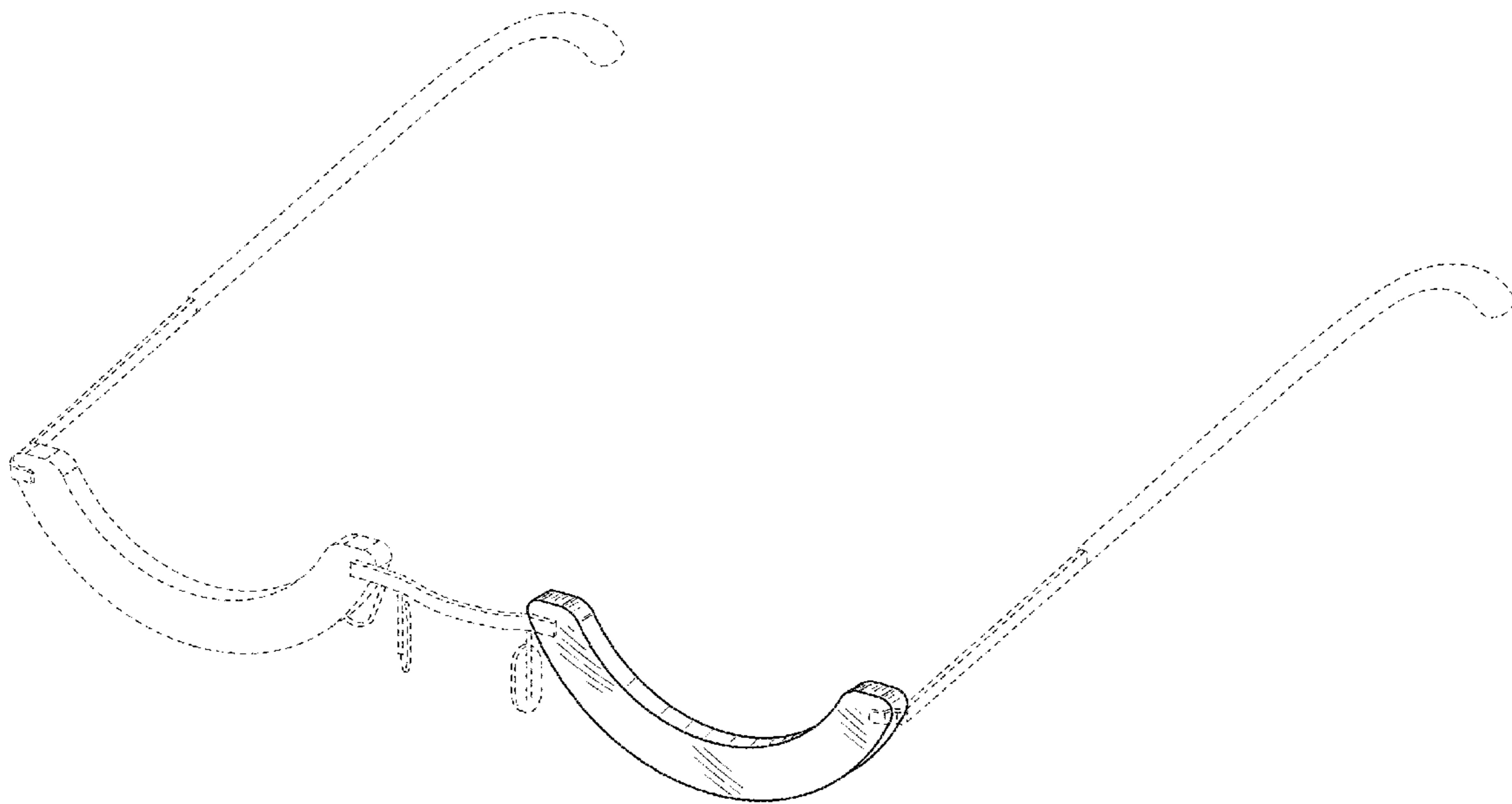
FIG. 5 is a right side view thereof with a left side being a mirror image;

FIG. 6 is a top view thereof; and,

FIG. 7 is a bottom view thereof.

The broken lines are included for illustrative purposes only and form no part of the claimed design.

1 Claim, 3 Drawing Sheets



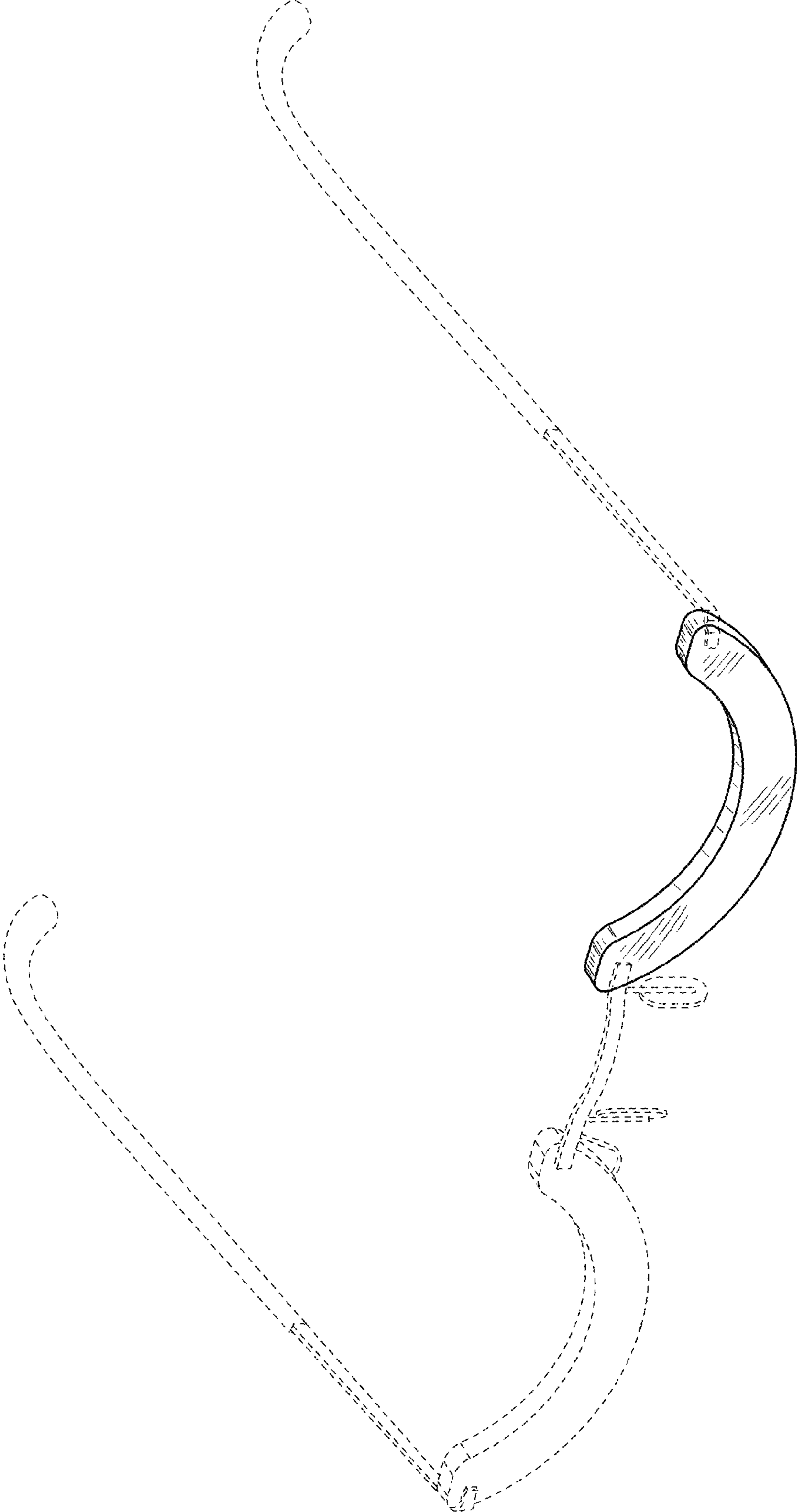


FIG. 1




FIG. 2

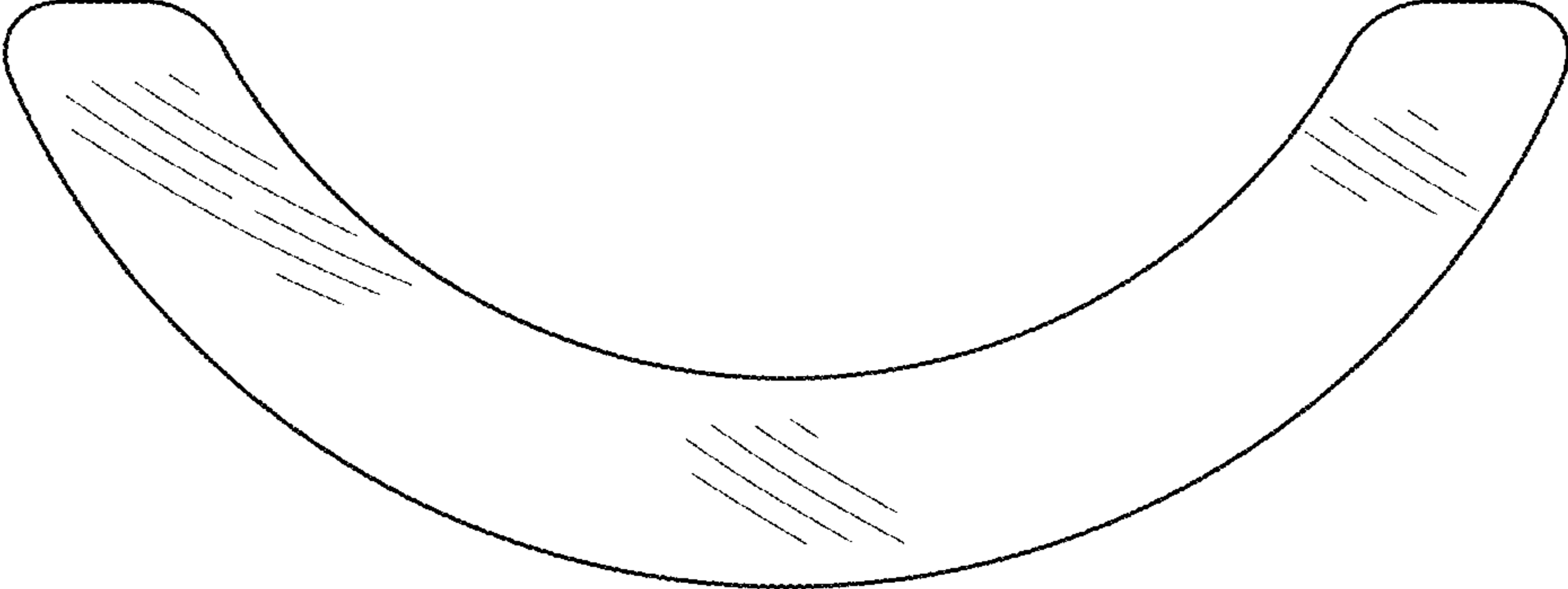


FIG. 3

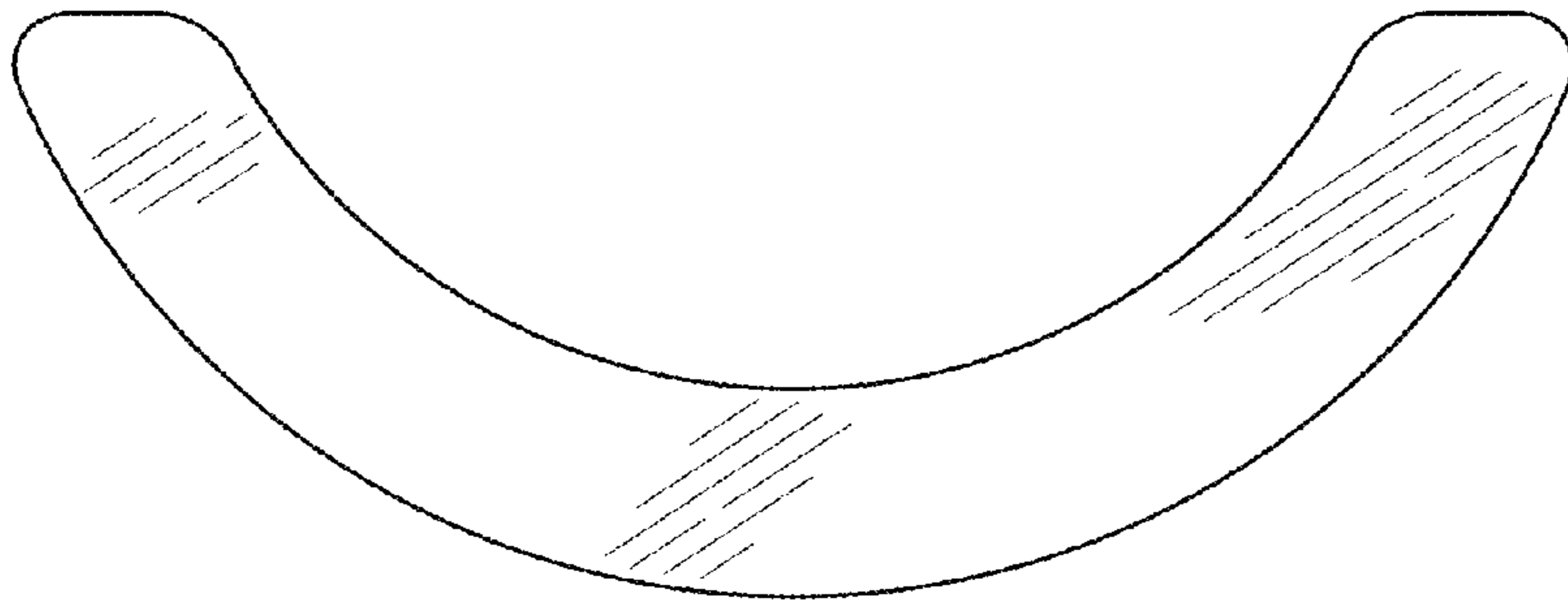


FIG. 4



FIG. 5

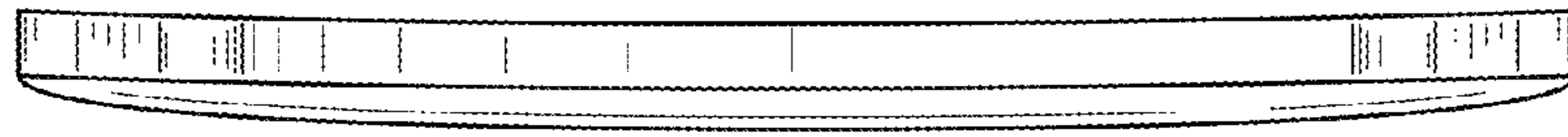


FIG. 6




FIG. 7