



US00D688285S

(12) **United States Design Patent**
Huschka

(10) **Patent No.:** **US D688,285 S**

(45) **Date of Patent:** **** Aug. 20, 2013**

(54) **CIRCULAR EYEGLASS LENS WITH
OCTAGONAL APERTURE**

(71) Applicant: **Esotika Enterprises LLC**, Paramount,
CA (US)

(72) Inventor: **Todd Huschka**, Madison, WI (US)

(73) Assignee: **KM Fashion Eyewear, LLC**,
Paramount, CA (US)

(**) Term: **14 Years**

(21) Appl. No.: **29/450,248**

(22) Filed: **Mar. 15, 2013**

(51) **LOC (9) Cl.** **16-06**

(52) **U.S. Cl.**
USPC **D16/101; D16/306**

(58) **Field of Classification Search**
USPC D16/101, 300-342, 900; D29/109-110;
351/41, 44, 51-52, 62, 158, 92, 103-123,
351/140-153, 45-46; 2/426-432, 447-449,
2/441, 434-437, 13, 15; D21/483, 659-661;
D14/372

See application file for complete search history.

(56) **References Cited**

U.S. PATENT DOCUMENTS

D217,028 S * 3/1970 Wiessman D16/319
D256,025 S * 7/1980 Lewis D16/317
D265,097 S * 6/1982 Lewis D16/317
D622,748 S 8/2010 Huschka

D655,732 S 3/2012 Huschka
D655,733 S 3/2012 Huschka
D655,734 S 3/2012 Huschka
D666,647 S 9/2012 Huschka
D666,648 S 9/2012 Huschka
D666,649 S 9/2012 Huschka
D666,650 S 9/2012 Huschka
D666,651 S 9/2012 Huschka
D666,652 S 9/2012 Huschka

* cited by examiner

Primary Examiner — Raphael Barkai

(74) *Attorney, Agent, or Firm* — Lance M. Pritkin; Wolf,
Rifkin, Shapiro, Schulman & Rapkin, LLP

(57) **CLAIM**

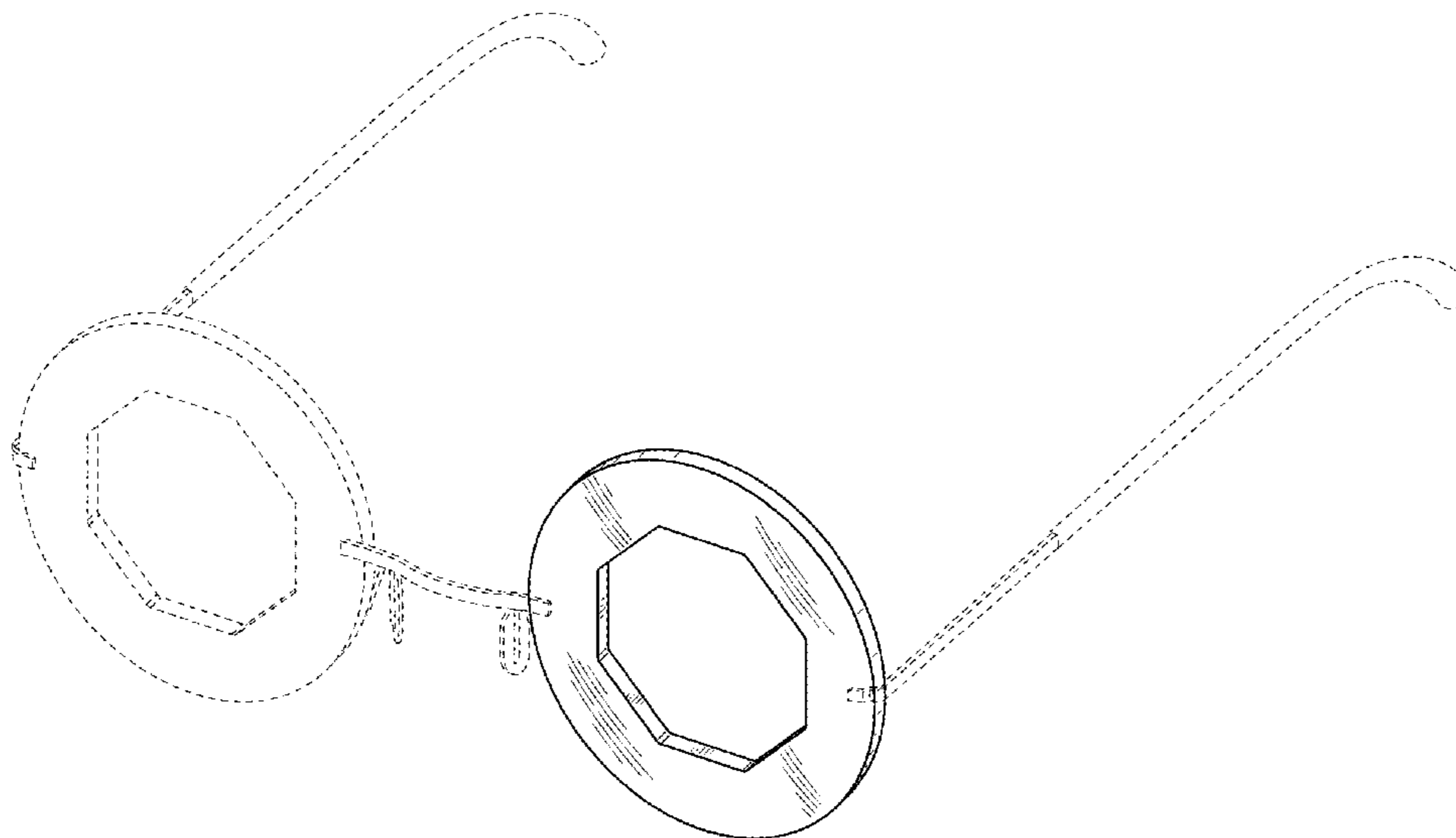
The ornamental design for a circular eyeglass lens with
octagonal aperture, as shown and described.

DESCRIPTION

FIG. 1 is a front environmental view of the circular eyeglass
lens with octagonal aperture, showing my new design;
FIG. 2 is a front perspective view of the circular eyeglass lens
with octagonal aperture;
FIG. 3 is a front view thereof;
FIG. 4 is a rear view thereof;
FIG. 5 is a right side view thereof with a left side being a
mirror image; and,
FIG. 6 is a top view thereof with a bottom view being a mirror
image.

The broken lines are included for illustrative purposes only
and form no part of the claimed design.

1 Claim, 3 Drawing Sheets



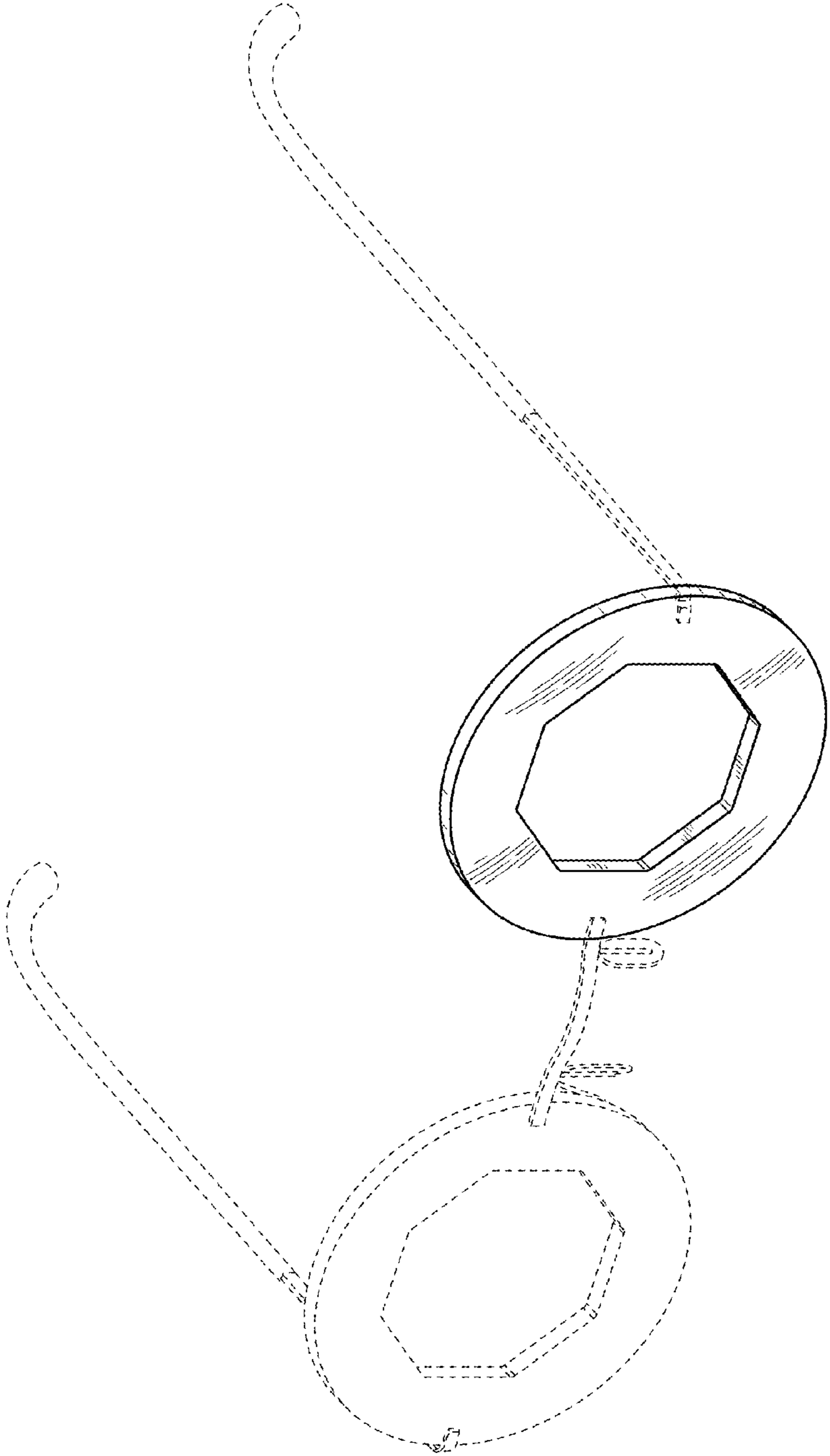


FIG. 1

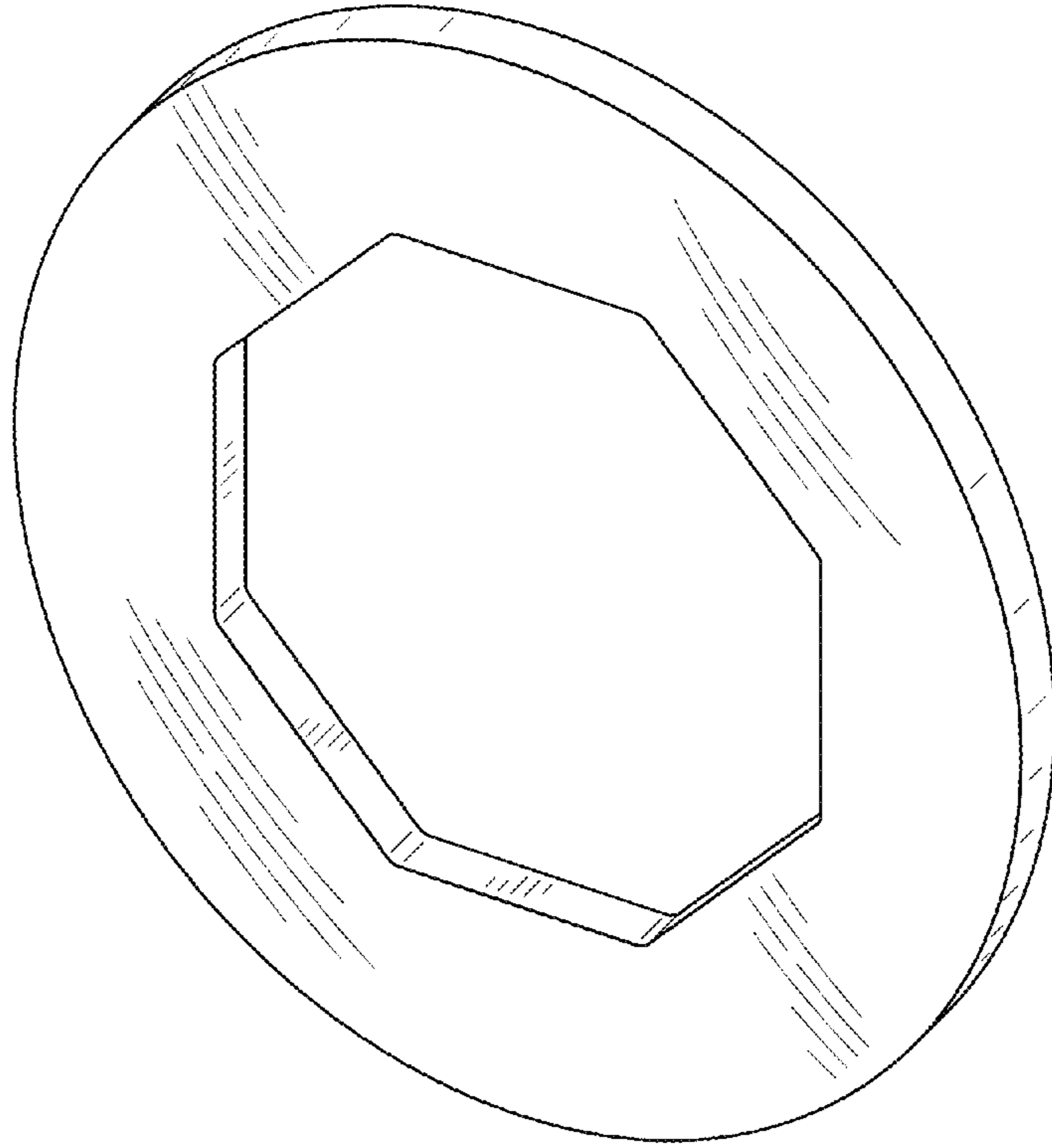


FIG. 2

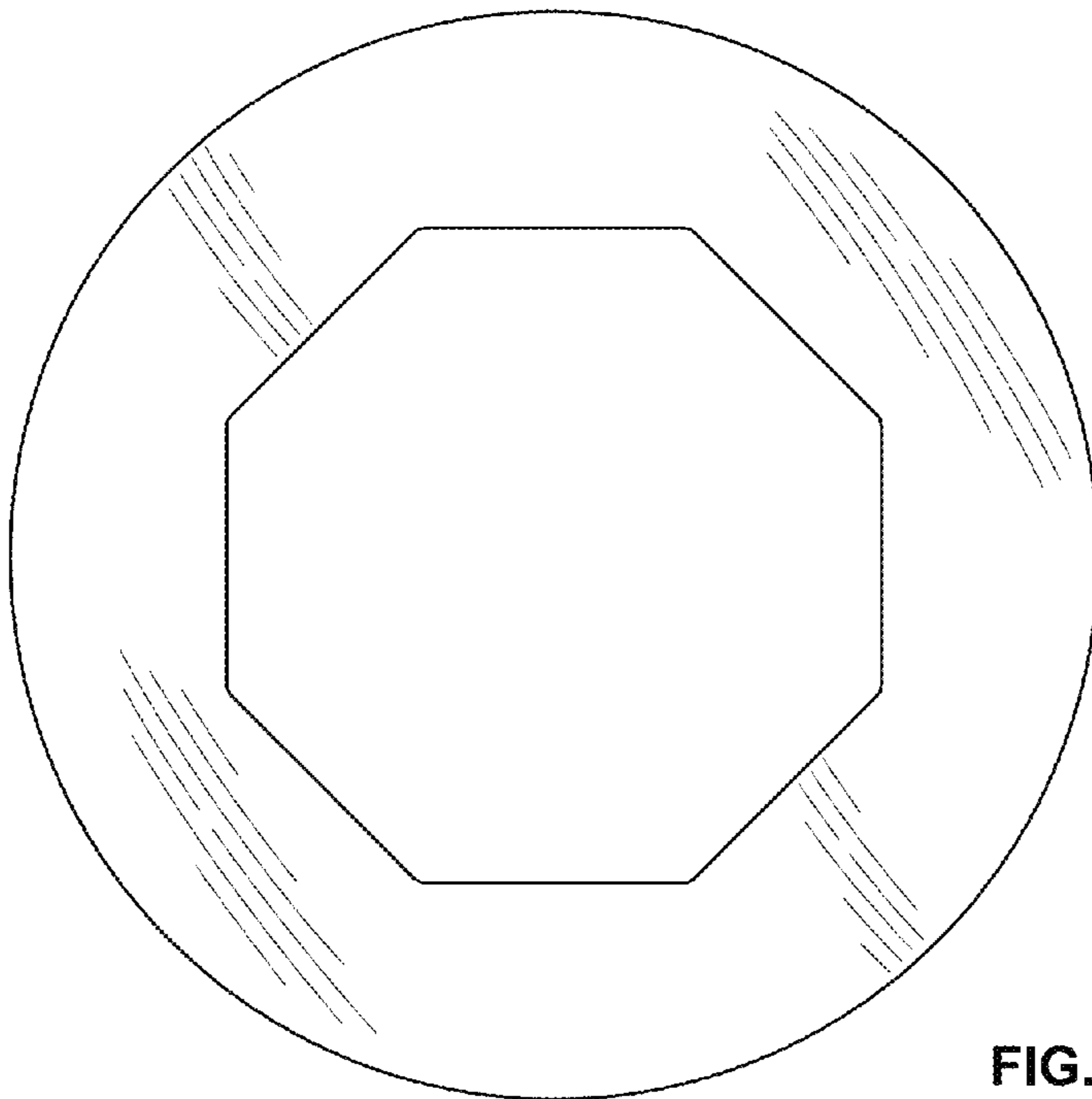


FIG. 3

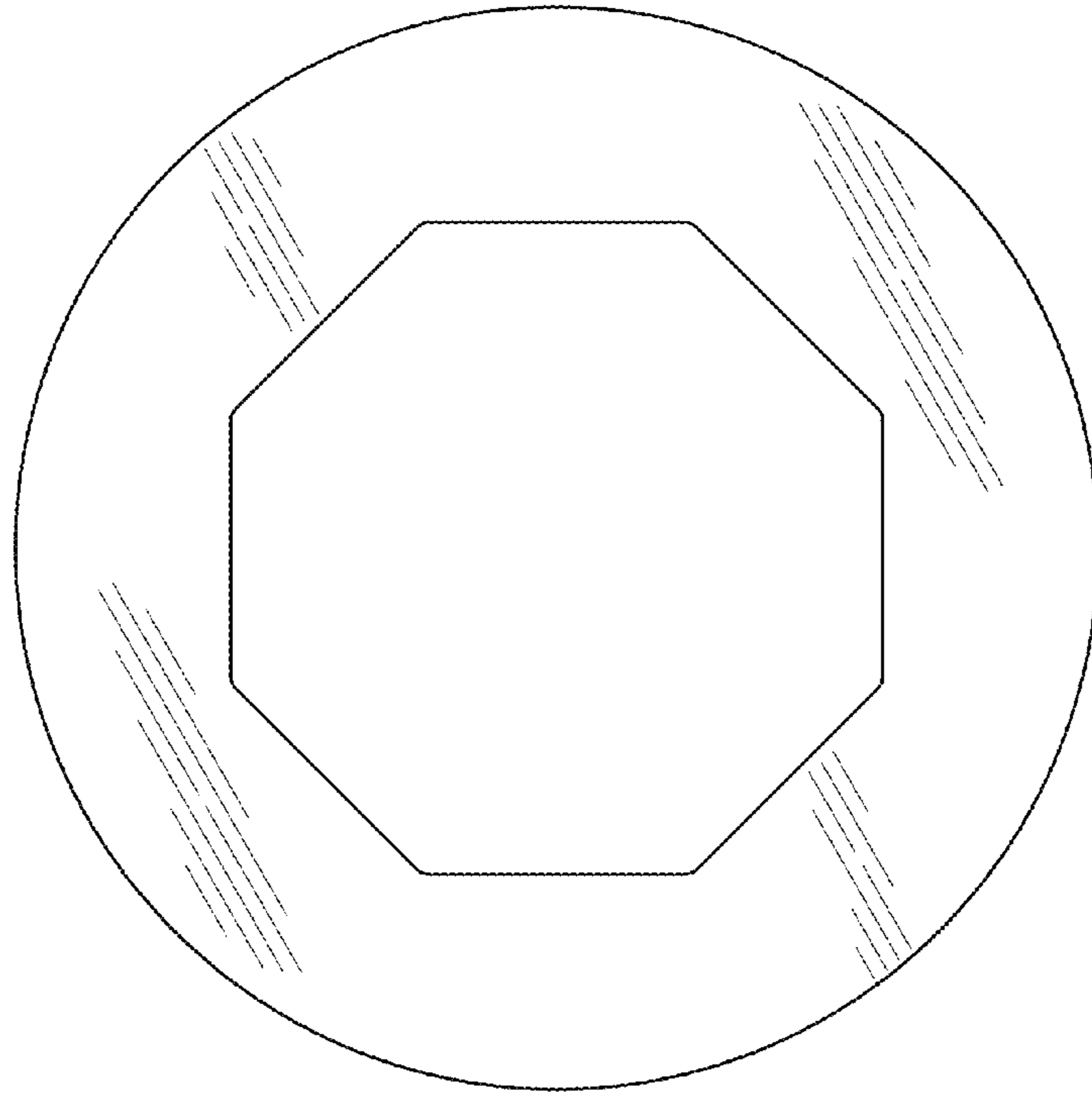


FIG. 4




FIG. 5

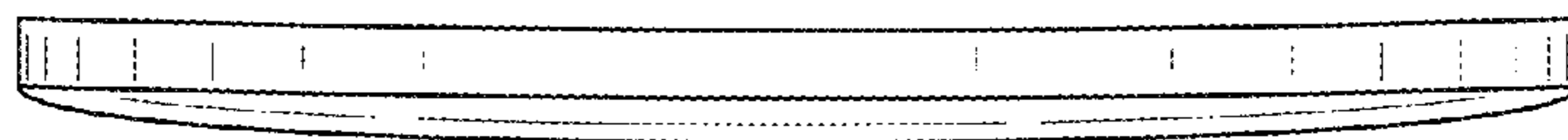


FIG. 6