



US00D688284S

(12) **United States Design Patent**  
**Huschka**

(10) **Patent No.:** **US D688,284 S**

(45) **Date of Patent:** **\*\* Aug. 20, 2013**

(54) **ARCuate EYEGlASS LENS WITH SEMI-OCTAGONAL APERTURE**

(71) Applicant: **Esotika Enterprises LLC**, Paramount, CA (US)

(72) Inventor: **Todd Huschka**, Madison, WI (US)

(73) Assignee: **KM Fashion Eyewear, LLC**, Paramount, CA (US)

(\*\*) Term: **14 Years**

(21) Appl. No.: **29/450,133**

(22) Filed: **Mar. 15, 2013**

(51) **LOC (9) Cl.** ..... **16-06**

(52) **U.S. Cl.**  
USPC ..... **D16/101; D16/306**

(58) **Field of Classification Search**  
USPC ..... D16/101, 300-342, 900; D29/109-110; 351/41, 44, 51-52, 62, 158, 92, 103-123, 351/140-153, 45-46; 2/426-432, 447-449, 2/441, 434-437, 13, 15; D21/483, 659-661; D14/372  
See application file for complete search history.

(56) **References Cited**

**U.S. PATENT DOCUMENTS**

D74,365 S \* 2/1928 Giglio ..... D16/326  
D408,432 S \* 4/1999 Jumara ..... D16/315  
D622,748 S 8/2010 Huschka

D655,732 S 3/2012 Huschka  
D655,733 S 3/2012 Huschka  
D655,734 S 3/2012 Huschka  
D666,647 S 9/2012 Huschka  
D666,648 S 9/2012 Huschka  
D666,649 S 9/2012 Huschka  
D666,650 S 9/2012 Huschka  
D666,651 S 9/2012 Huschka  
D666,652 S 9/2012 Huschka

\* cited by examiner

*Primary Examiner* — Raphael Barkai

(74) *Attorney, Agent, or Firm* — Lance M. Pritkin; Wolf, Rifkin, Shapiro, Schulman & Rapkin, LLP

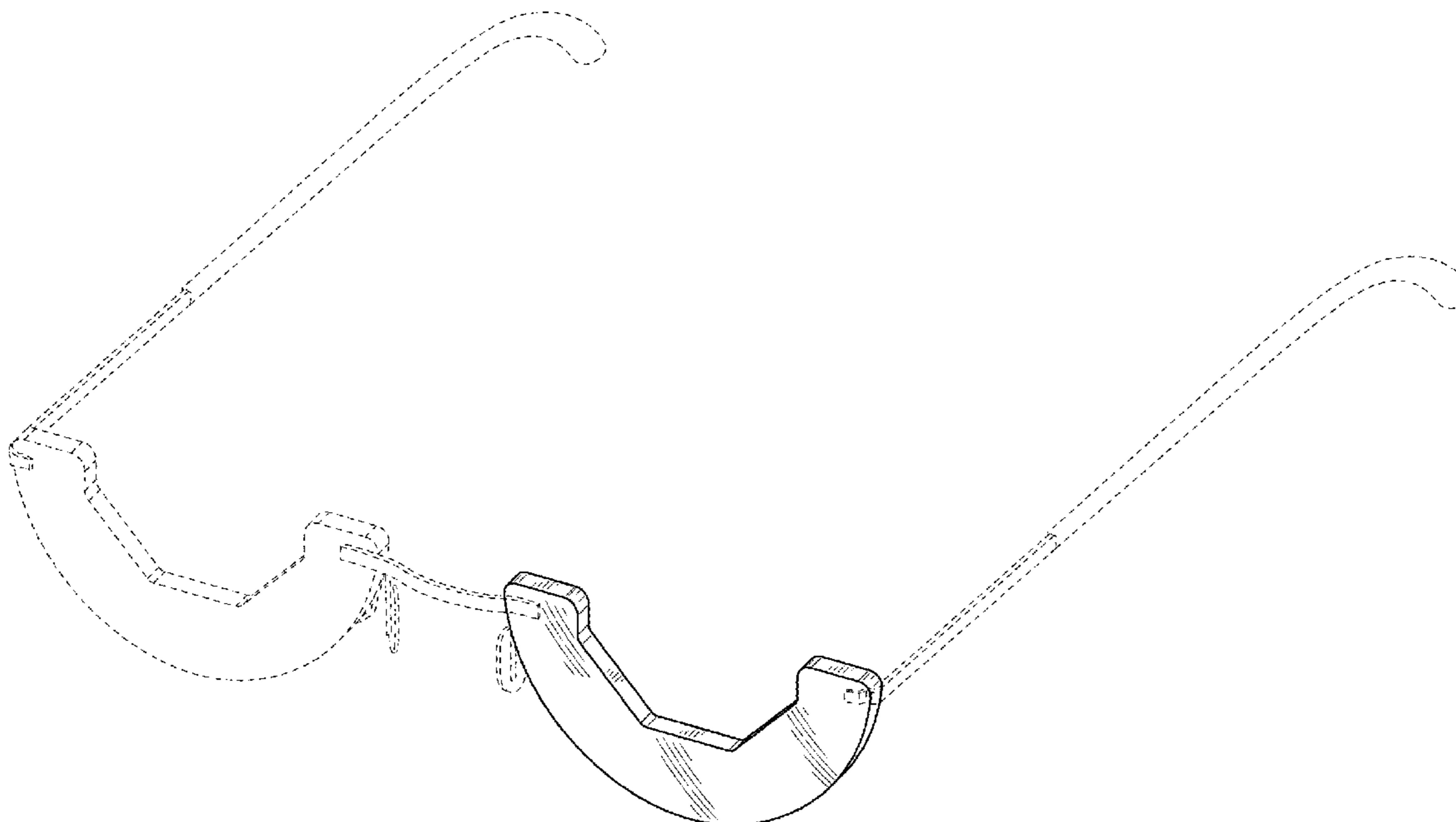
(57) **CLAIM**

The ornamental design for an arcuate eyeglass lens with semi-octagonal aperture, as shown and described.

**DESCRIPTION**

FIG. 1 is a front environmental view of the arcuate eyeglass lens with semi-octagonal aperture, showing my new design; FIG. 2 is a front perspective view of an arcuate eyeglass lens with semi-octagonal aperture; FIG. 3 is a front view thereof; FIG. 4 is a rear view thereof; FIG. 5 is a right side view thereof with a left side being a mirror image; FIG. 6 is a top view thereof; and, FIG. 7 is a bottom view thereof.  
The broken lines are included for illustrative purposes only and form no part of the claimed design.

**1 Claim, 3 Drawing Sheets**



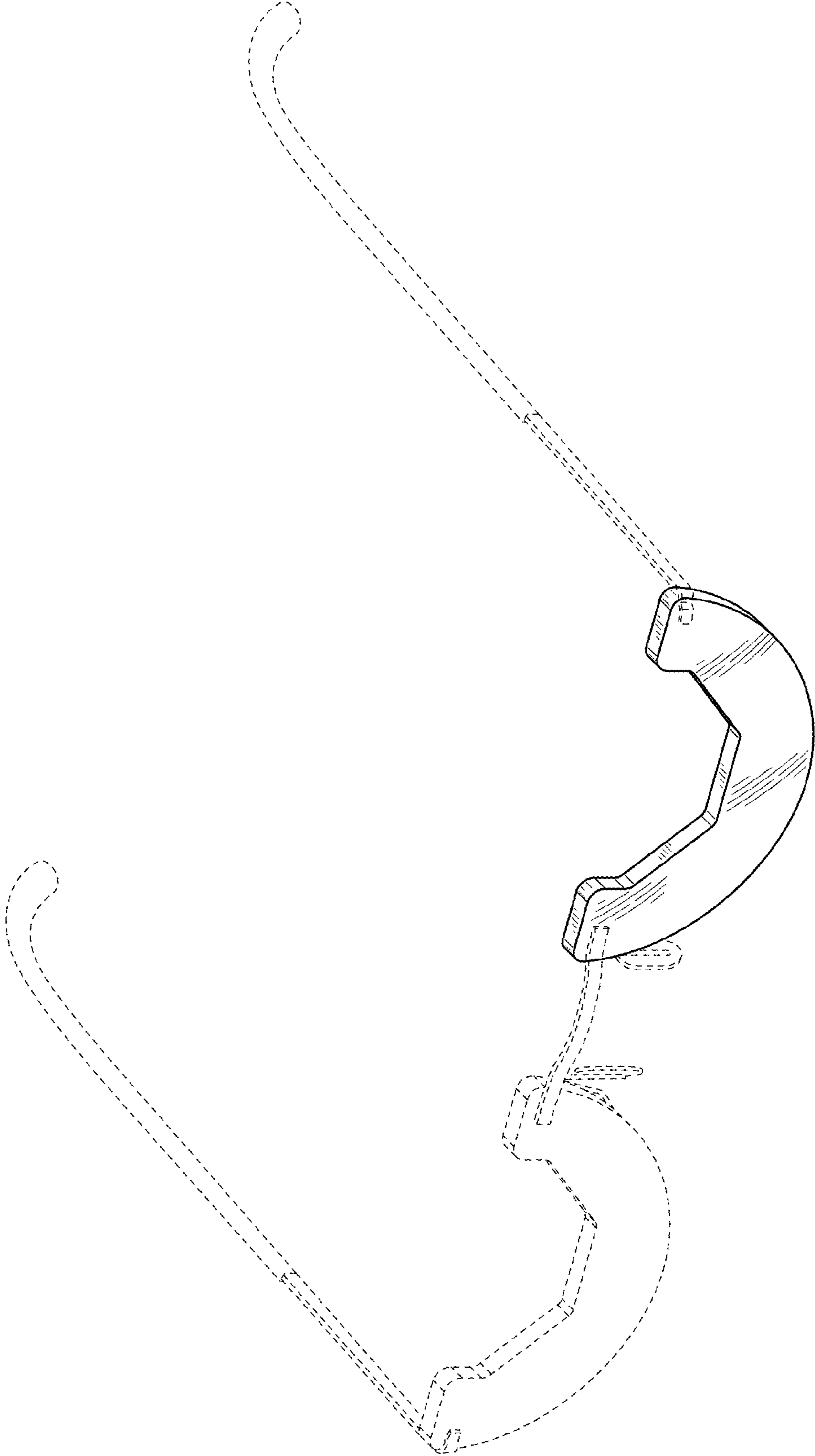


FIG. 1

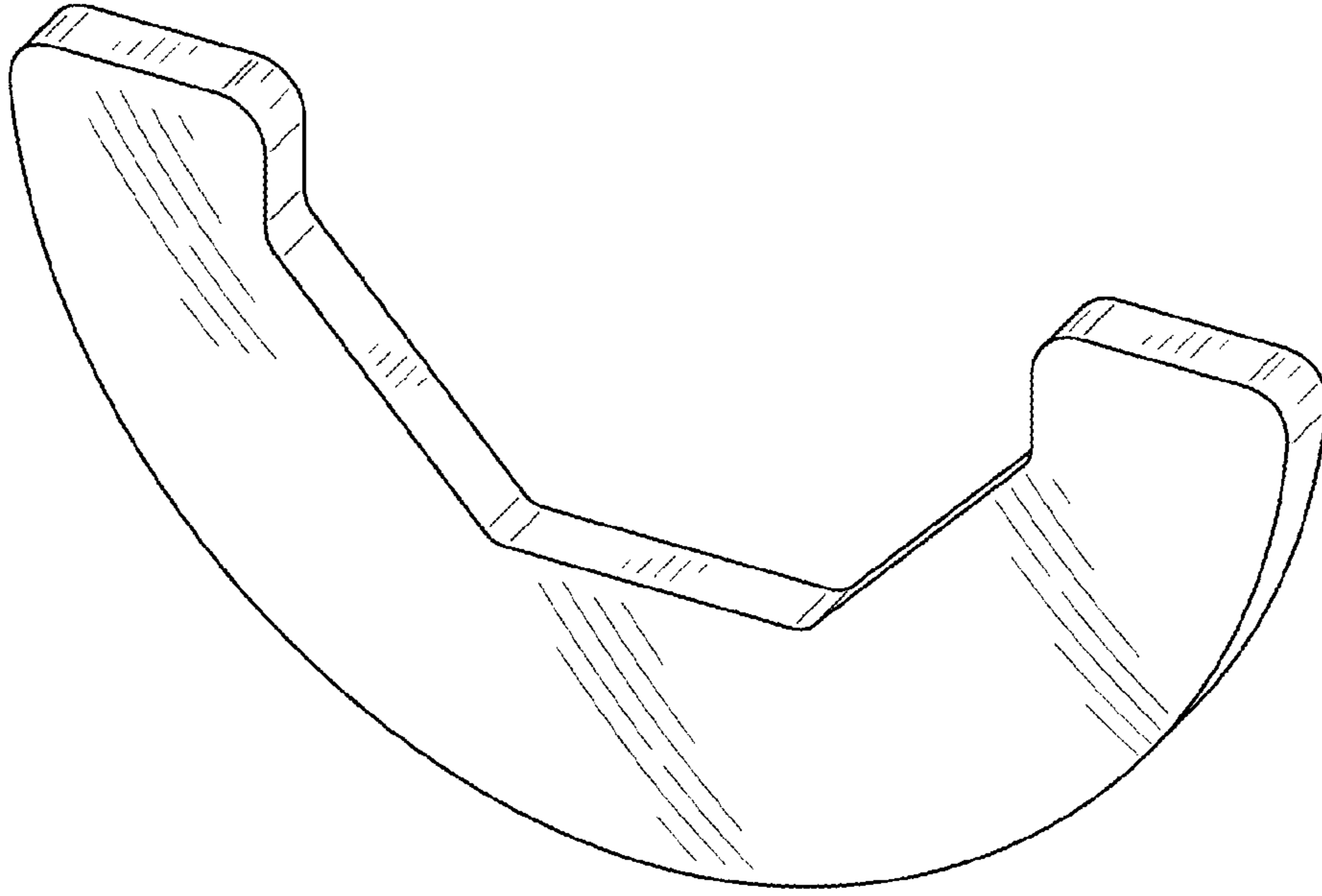


FIG. 2

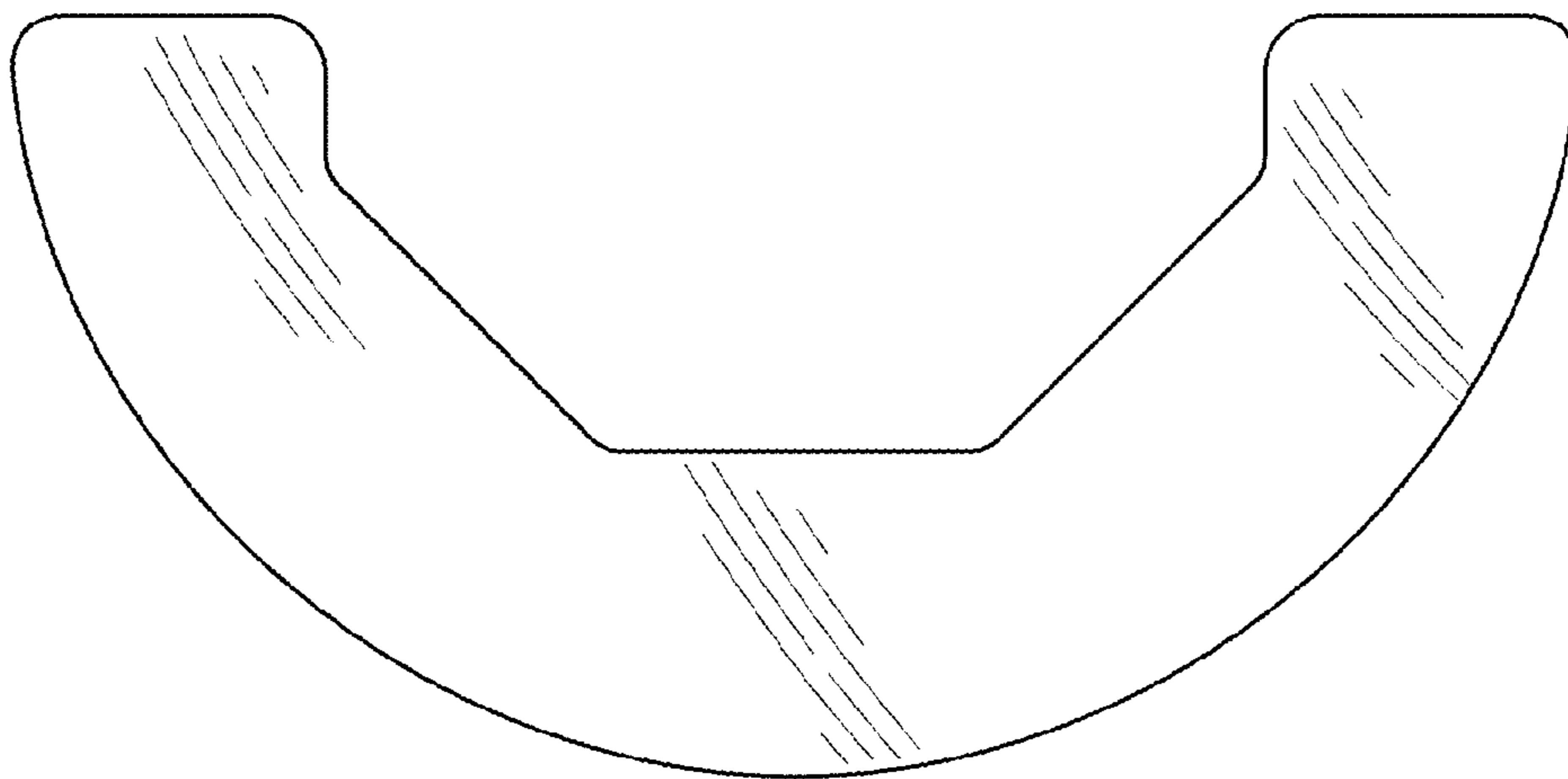


FIG. 3

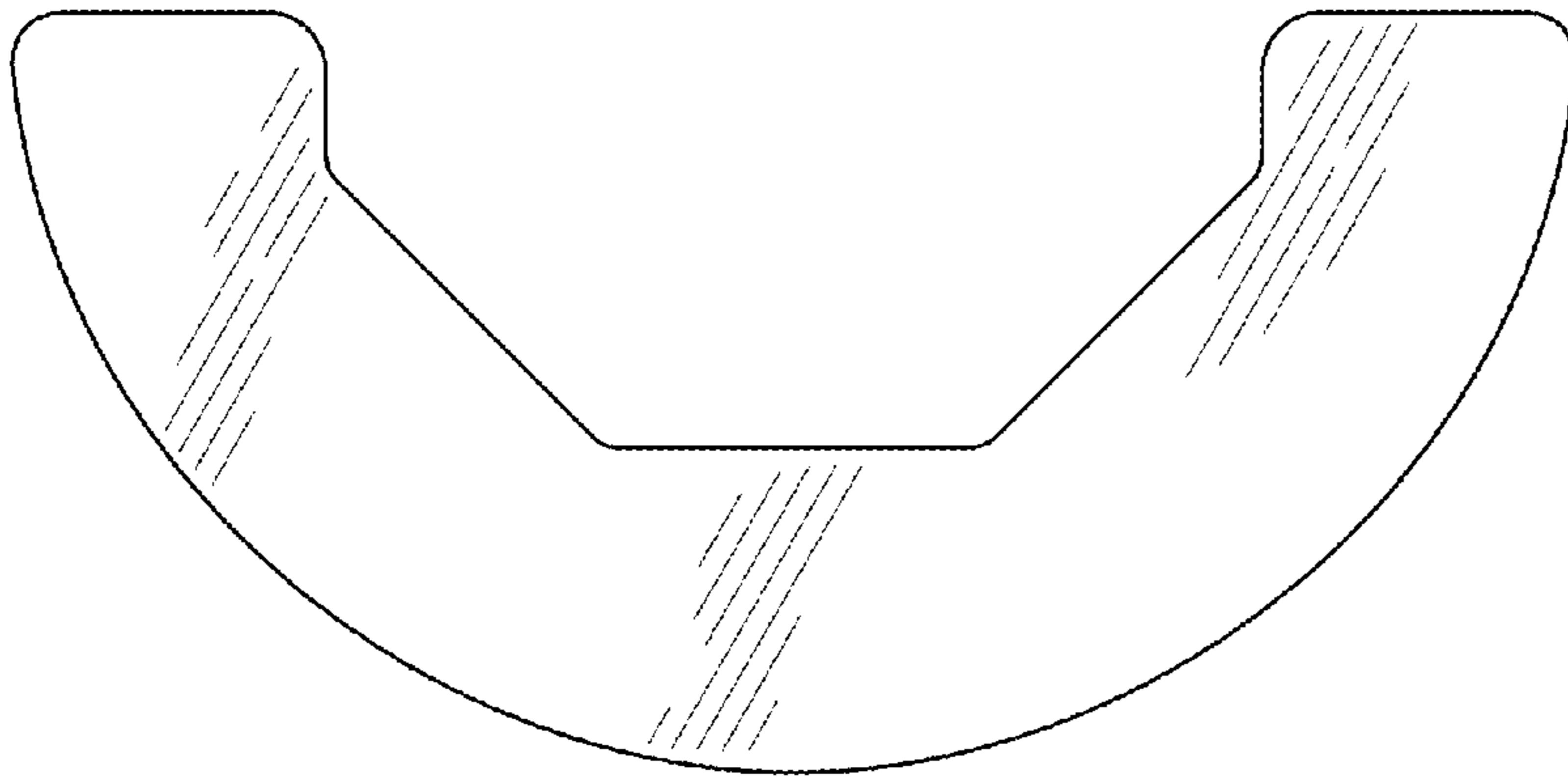


FIG. 4



FIG. 5



FIG. 6

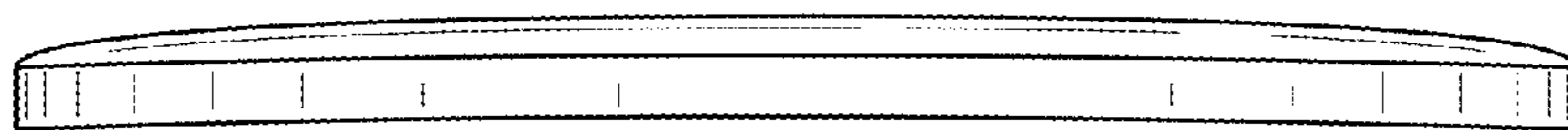


FIG. 7