



US00D688278S

(12) **United States Design Patent**  
**Eddisford**

(10) **Patent No.:** **US D688,278 S**

(45) **Date of Patent:** **\*\* \*Aug. 20, 2013**

(54) **STRUCTURAL STAY**

(76) Inventor: **Lucien Eddisford**, Arcata, CA (US)

(\*) Notice: This patent is subject to a terminal disclaimer.

(\*\*) Term: **14 Years**

(21) Appl. No.: **29/417,934**

(22) Filed: **Apr. 10, 2012**

(51) **LOC (9) Cl.** ..... **15-09**

(52) **U.S. Cl.**  
USPC ..... **D15/138**

(58) **Field of Classification Search**  
USPC ..... D8/20, 70, 71, 95, 354, 381; D12/111, D12/117; D15/138, 199; 2/255, 256, 257, 2/258, 260; 59/874; 119/753; 180/89.14, 180/89.16; 188/277; 248/476, 477, 480; 267/64.11, 120; 280/281.1-288.3, 288; 292/263; 359/841, 872, 876, 877; 403/109.5; 450/143, 155, 156; 602/19  
See application file for complete search history.

(56) **References Cited**

**U.S. PATENT DOCUMENTS**

25,763	A	*	10/1859	Wallace	.....	135/32
44,561	A	*	10/1864	Gouck	.....	261/114.1
3,135,491	A	*	6/1964	Knape et al.	.....	248/243
4,307,671	A	*	12/1981	Albano	.....	108/6
4,502,484	A	*	3/1985	Giampapa et al.	.....	606/176
D295,950	S	*	5/1988	Johnston	.....	D8/381
D347,150	S	*	5/1994	Falconbridge	.....	D8/8
D350,547	S	*	9/1994	Felstehausen	.....	D15/28

D376,098	S	*	12/1996	Bucher	.....	D8/400
D411,738	S	*	6/1999	Raasch et al.	.....	D8/381
6,402,108	B1	*	6/2002	Remmers	.....	248/243
D547,640	S	*	7/2007	Remmers	.....	D8/381
7,497,533	B2	*	3/2009	Remmers	.....	312/404
D618,087	S	*	6/2010	Stafford et al.	.....	D8/363
D622,341	S	*	8/2010	Pepin	.....	D21/756
D639,830	S	*	6/2011	Inkster	.....	D15/139

\* cited by examiner

*Primary Examiner* — Patricia Palasik

(74) *Attorney, Agent, or Firm* — Damon M. Thurston

(57) **CLAIM**

The ornamental design for a structural stay, as shown and described.

**DESCRIPTION**

FIG. 1 is a three-quarter perspective view of an ornamental design for a structural stay.

FIG. 2 is a side view of an ornamental design for a structural stay.

FIG. 3 is a top view of an ornamental design for a structural stay.

FIG. 4 is an underside view of an ornamental design for a structural stay.

FIG. 5 is a rear end-on view of an ornamental design for a structural stay; and,

FIG. 6 is a front end-on view of an ornamental design for a structural stay.

The broken lines in the drawings depict unclaimed environmental subject matter.

**1 Claim, 3 Drawing Sheets**

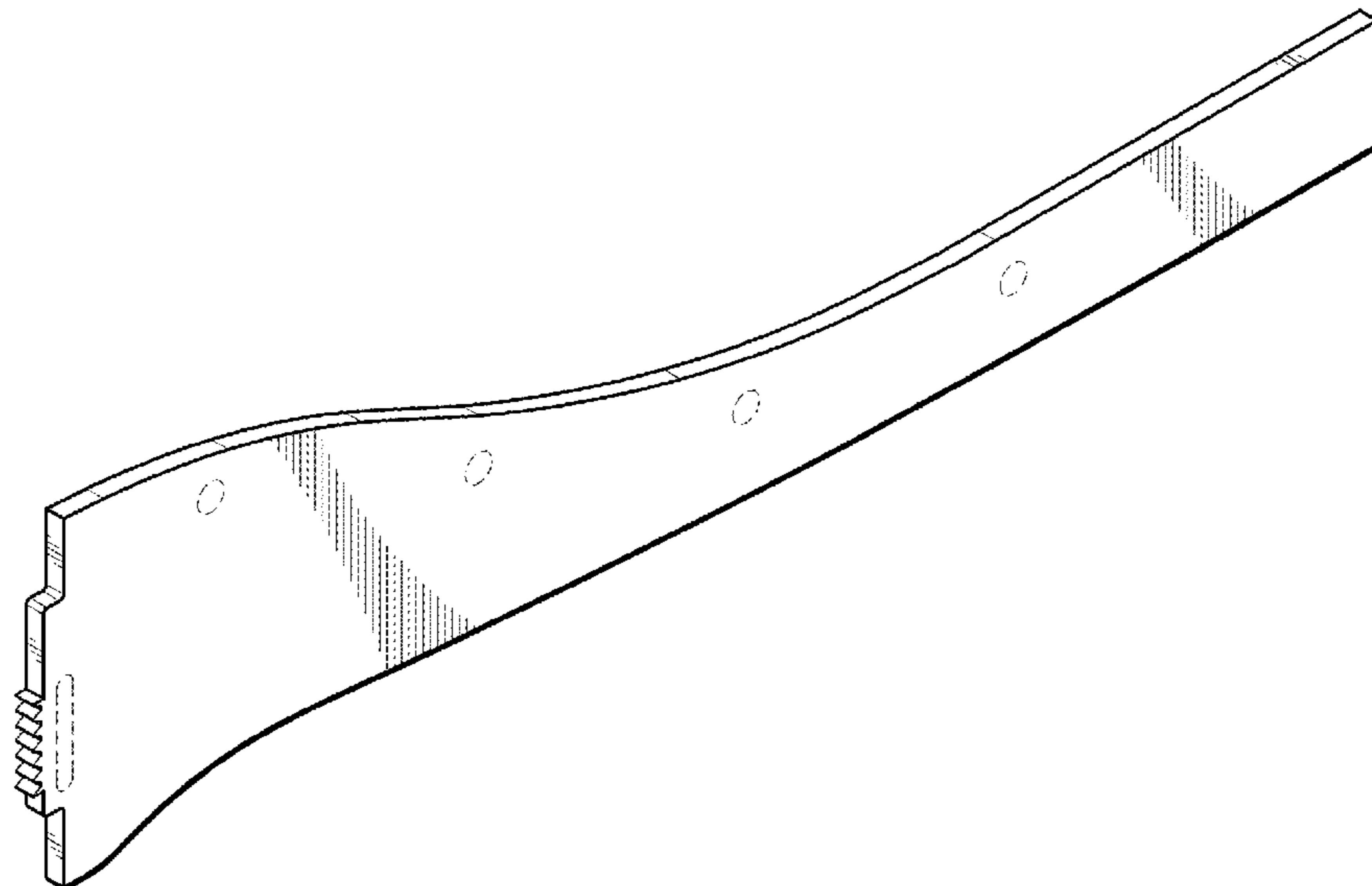
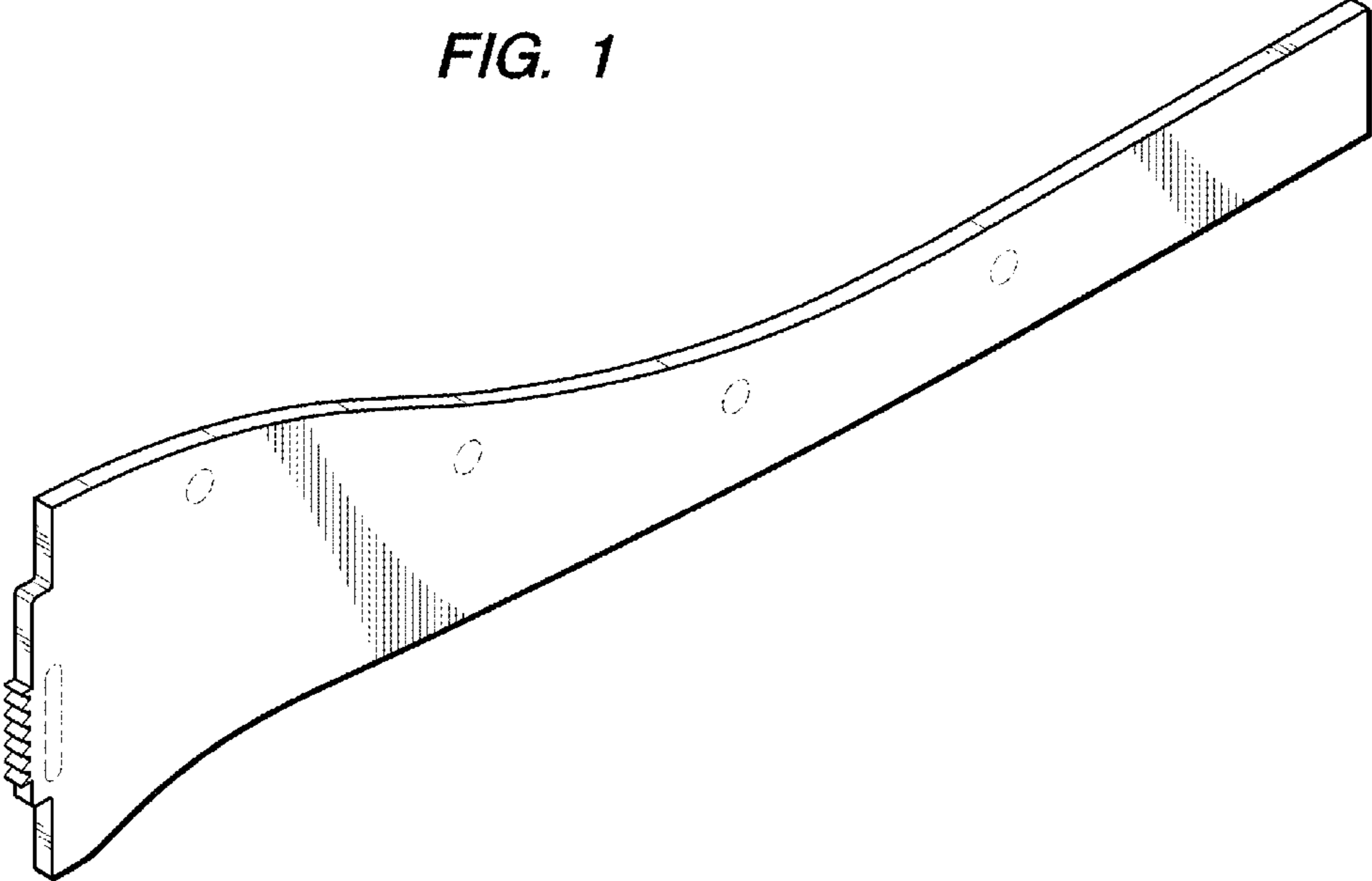
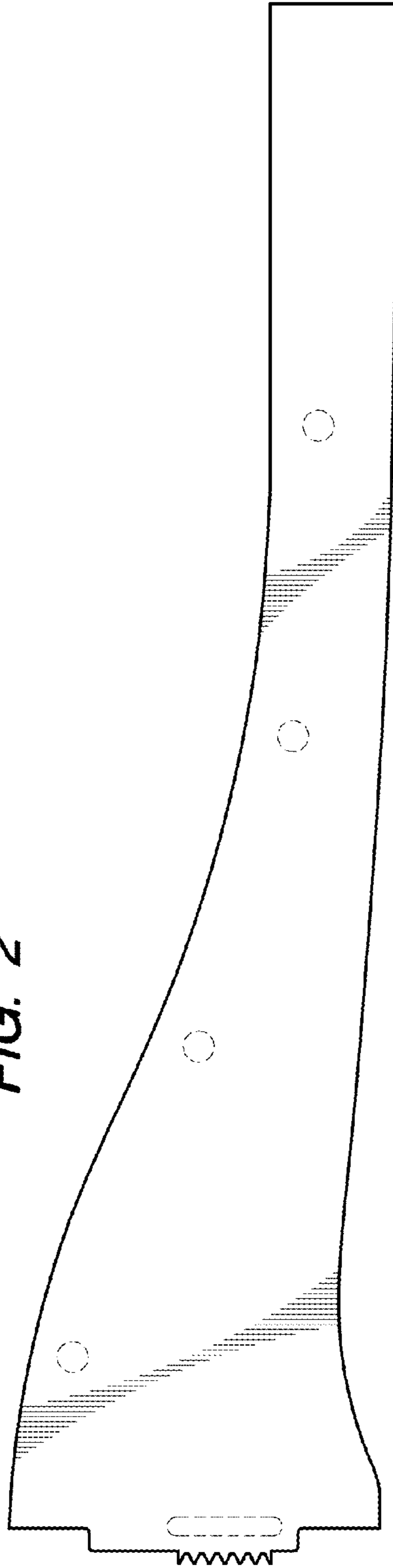


FIG. 1



**FIG. 2**



**FIG. 3**



**FIG. 4**



*FIG. 5*



*FIG. 6*

