



US00D688247S

(12) **United States Design Patent**
Girotti et al.

(10) **Patent No.:** **US D688,247 S**

(45) **Date of Patent:** **** Aug. 20, 2013**

(54) **ELECTRONIC DEVICE**

(75) Inventors: **Nicola Girotti**, Copenhagen (DK);
Eskild Timme Hansen, Copenhagen
(DK); **Lars Riisboell Petersen**,
Kokkedal (DK); **Hung-Bing Chen**,
Irvine, CA (US)

(73) Assignee: **Linksys LLC**, Playa Vista, CA (US)

(**) Term: **14 Years**

(21) Appl. No.: **29/394,518**

(22) Filed: **Jun. 17, 2011**

(51) **LOC (9) Cl.** **14-02**

(52) **U.S. Cl.**
USPC **D14/435.1; D14/240**

(58) **Field of Classification Search**
USPC D14/411, 433, 435.1, 436, 480.1–480.7,
D14/484.1, 137, 155, 203.1–203.8, 240, 218;
D13/133, 154; 361/679.31, 679.33, 679.4,
361/752; 439/131, 135–147; 710/300, 301;
711/100, 115

See application file for complete search history.

(56) **References Cited**

U.S. PATENT DOCUMENTS

D341,567	S	*	11/1993	Acker et al.	D13/110
D385,541	S	*	10/1997	Taylor	D13/168
D432,540	S	*	10/2000	Laity et al.	D14/436
6,609,935	B2	*	8/2003	Huang	439/620.16
D522,518	S	*	6/2006	Loftus	D14/480.1
D544,480	S	*	6/2007	Murakami	D14/480.5
7,301,596	B1	*	11/2007	Morganstern et al.	349/131
D558,763	S	*	1/2008	Morganstern et al.	D14/480.7
7,361,032	B2	*	4/2008	Loftus	439/131
D591,272	S	*	4/2009	Vitito	D14/218
D611,944	S	*	3/2010	Kujawski et al.	D14/435.1
D624,012	S	*	9/2010	de Medeiros et al.	D13/103
D624,903	S	*	10/2010	Wlotzka	D14/218
D625,730	S	*	10/2010	Cacioppo et al.	D14/435.1
D631,055	S	*	1/2011	Gilbert et al.	D14/480.5

D631,884	S	*	2/2011	Klein et al.	D14/435.1
D636,383	S	*	4/2011	Hao	D14/242
D638,002	S	*	5/2011	Chen	D14/242
D645,866	S	*	9/2011	Schindler	D14/435
D645,869	S	*	9/2011	Hathway et al.	D14/480.6
D647,510	S	*	10/2011	Maier et al.	D14/218
8,089,751	B2	*	1/2012	Lo	361/679.31
8,388,361	B2	*	3/2013	Wavra et al.	439/131
2009/0033621	A1	*	2/2009	Quinn et al.	345/158
2011/0034048	A1	*	2/2011	Zhao et al.	439/131

OTHER PUBLICATIONS

Beth Ann & Jessica's Helpful Savings: 1SaleADay: Linksys Wireless USB Antenna \$7.99, [online] posted 25 Feb. 2012 [retrieved on Mar. 21, 2013]. Retrieved from the Internet <URL: <http://www.bethannshelpfulsavings.com/2012/02/1saleaday-linksys-wireless-usb-antenna.html>>.*

* cited by examiner

Primary Examiner — Karen E Kearney

(74) *Attorney, Agent, or Firm* — Patterson & Sheridan, LLP

(57) **CLAIM**

The ornamental design for an electronic device, as shown and described.

DESCRIPTION

FIG. 1 is a perspective view of an electronic device showing our new design.

FIG. 2 is another perspective view of the electronic device.

FIG. 3 is a top view thereof.

FIG. 4 is a front view thereof.

FIG. 5 is a rear view thereof.

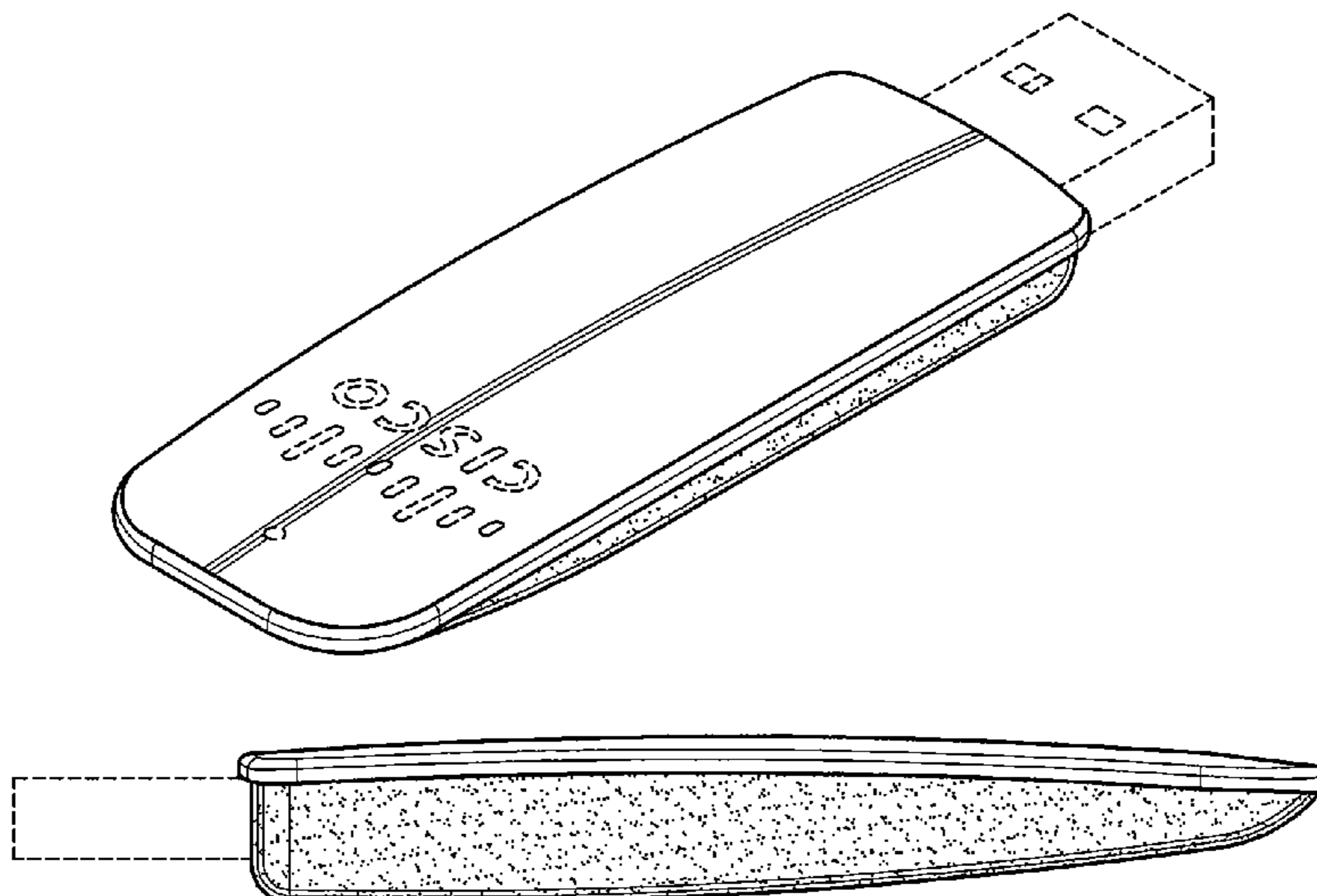
FIG. 6 is a bottom view thereof.

FIG. 7 is a right side view thereof; and,

FIG. 8 is a left side view thereof.

The broken lines shown in the figures form no part of the claimed design. The shade lines in the figures show contour and not surface ornamentation. The stippling shading represents a contrast in appearance.

1 Claim, 4 Drawing Sheets



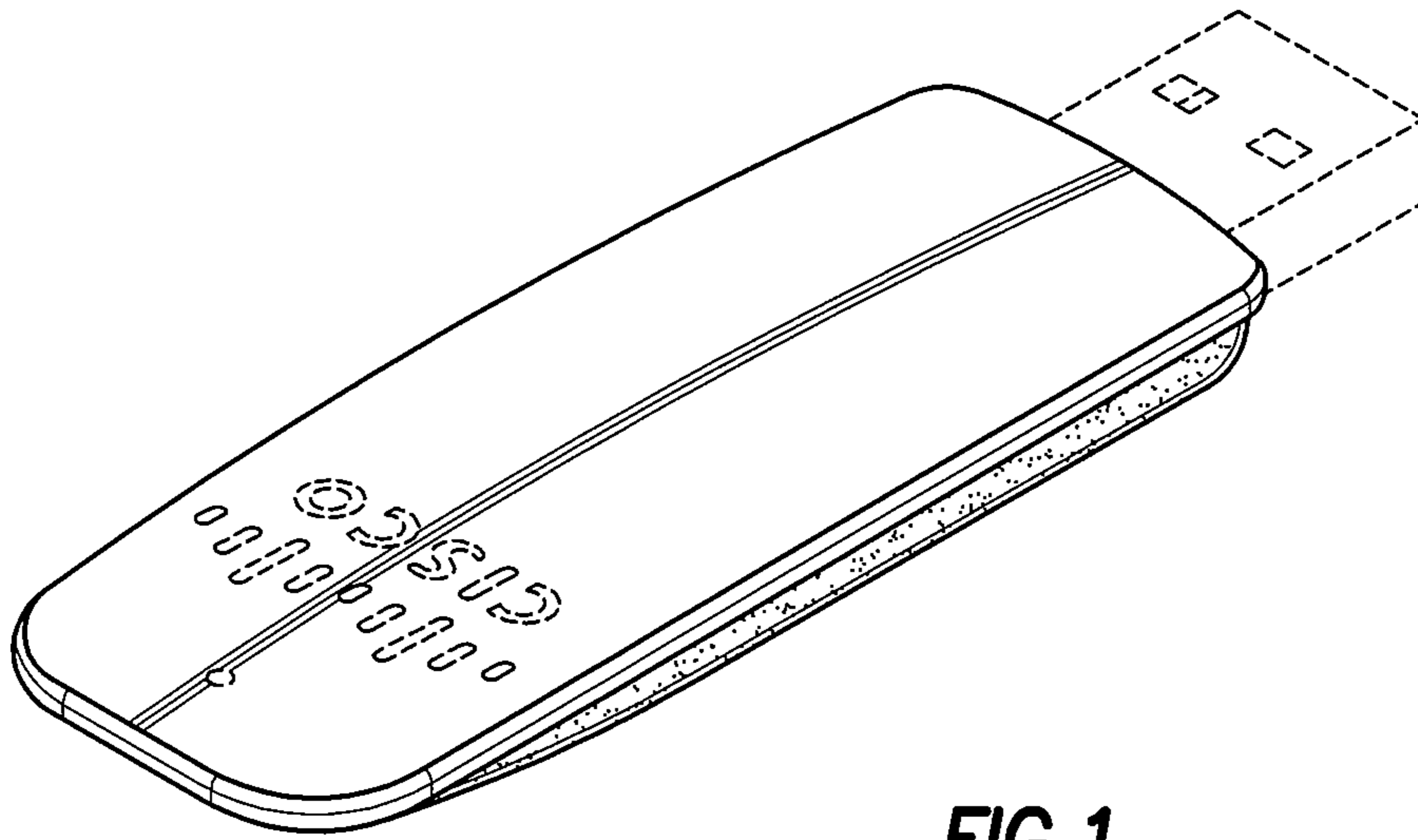


FIG. 1

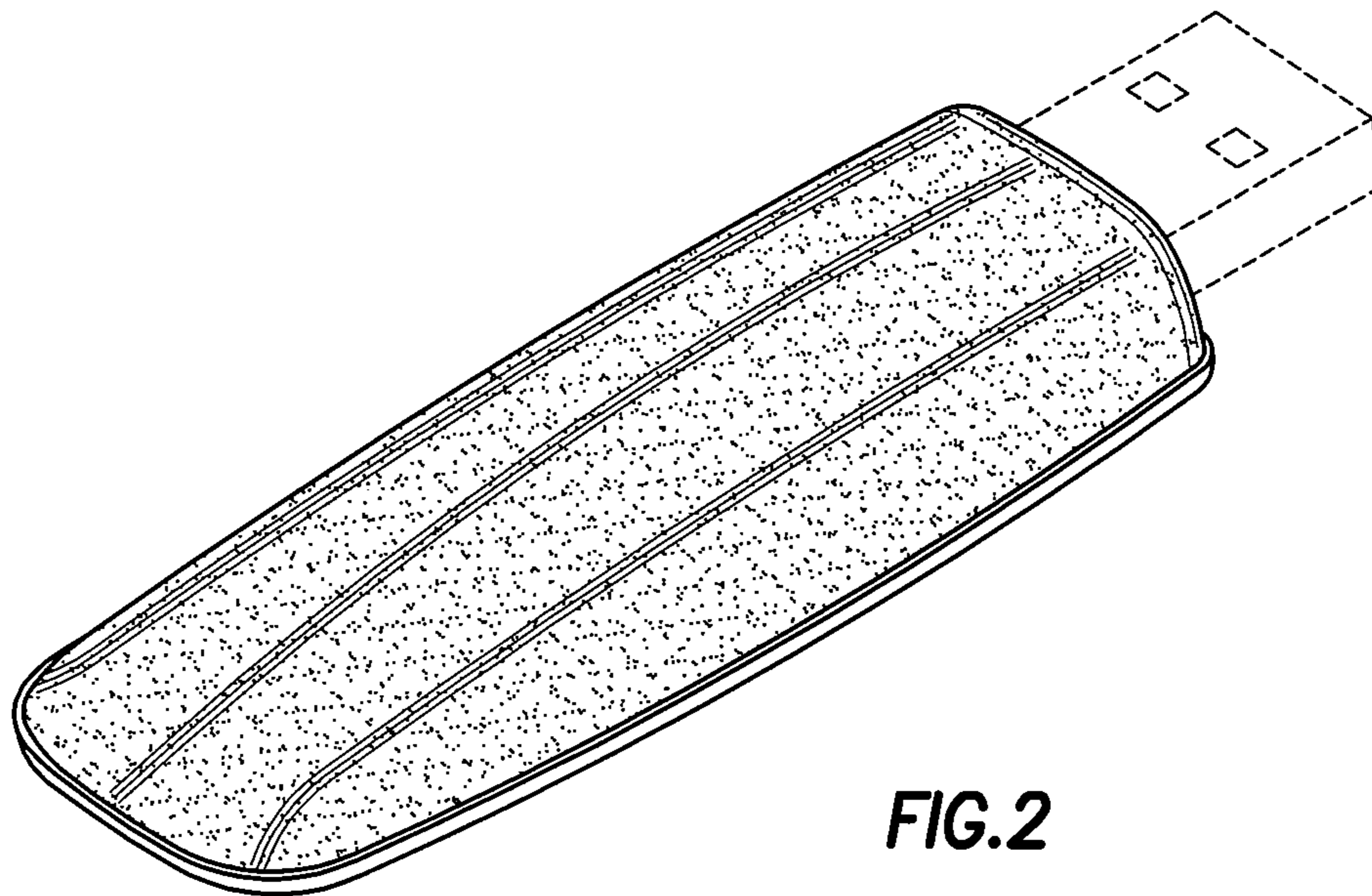


FIG. 2




FIG.3



FIG.4

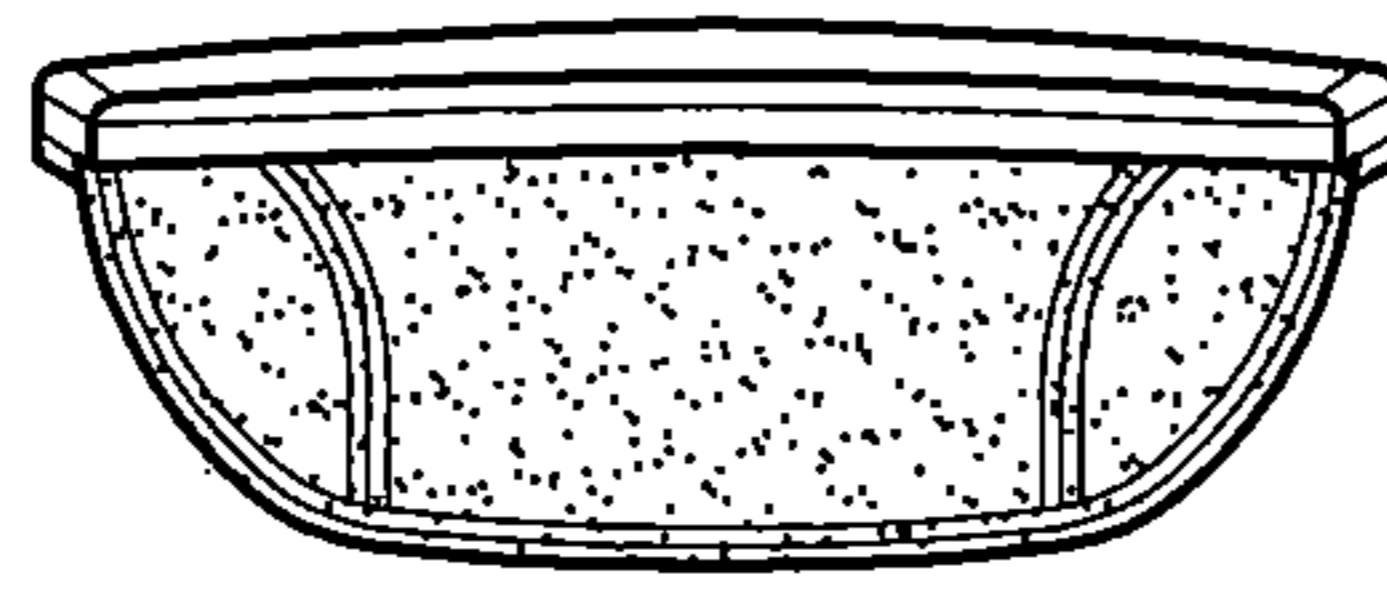


FIG. 5

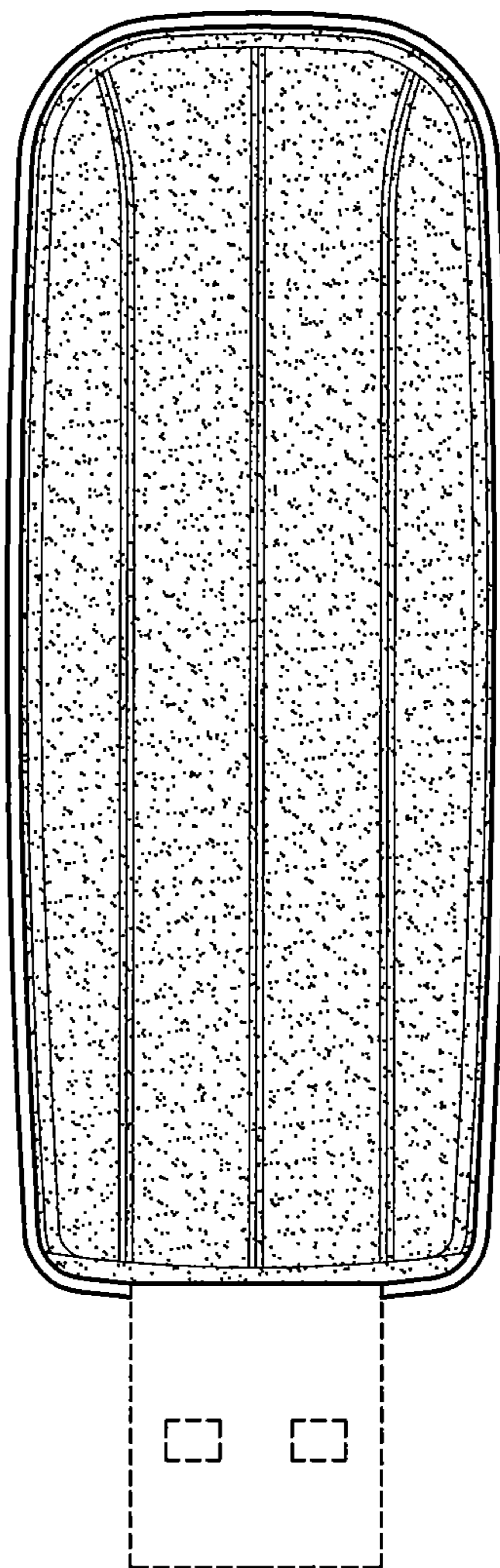


FIG. 6




FIG. 7




FIG. 8