



US00D688239S

(12) **United States Design Patent**
Chiang

(10) **Patent No.:** **US D688,239 S**

(45) **Date of Patent:** **** Aug. 20, 2013**

(54) **PORTABLE ELECTRONIC DEVICE**

(75) Inventor: **Meng-Sheng Chiang**, Taoyuan (TW)

(73) Assignee: **HTC Corporation**, Taoyuan (TW)

(**) Term: **14 Years**

(21) Appl. No.: **29/403,472**

(22) Filed: **Oct. 6, 2011**

(51) **LOC (9) Cl.** **14-02**

(52) **U.S. Cl.**
USPC **D14/341**

(58) **Field of Classification Search**
USPC D14/341–347, 137, 138, 138.1, 138 A,
D14/138 AA, 138 R, 138 AB, 138 AC, 138 AD,
D14/138 C, 138 G, 496, 203.1, 203.3, 203.4,
D14/203.5, 203.7, 426, 427, 432, 429, 129,
D14/130, 420, 439–441, 448, 125, 126, 147,
D14/156, 218, 247–248, 250, 389, 388, 315–318;
D10/65, 104; D18/6–7; D19/26, 59, 60;
455/556.1, 556.2, 566, 575.1, 90.3; 379/433.04,
379/433.01, 433.06, 916; 345/169, 173,
345/901, 905; 361/679.26, 679.27, 679.3,
361/679.55, 679.56

See application file for complete search history.

(56) **References Cited**

U.S. PATENT DOCUMENTS

D337,569 S *	7/1993	Kando	D14/341
D584,738 S *	1/2009	Kim et al.	D14/496
D600,690 S *	9/2009	Miyaji	D14/341
D602,014 S *	10/2009	Andre et al.	D14/341
D623,183 S *	9/2010	Hong et al.	D14/341
D631,028 S *	1/2011	Park et al.	D14/138 G
D631,029 S *	1/2011	Park et al.	D14/138 G
D631,030 S *	1/2011	Park et al.	D14/138 G
D632,663 S *	2/2011	Oh et al.	D14/138 G
D633,886 S *	3/2011	Chen	D14/138 AD
D636,770 S *	4/2011	Li	D14/341

D638,395 S *	5/2011	Finnegan	D14/203.7
D638,815 S *	5/2011	Lee et al.	D14/138 G
D639,805 S *	6/2011	Song et al.	D14/341
D645,441 S	9/2011	Choe et al.		
D646,250 S *	10/2011	Han et al.	D14/138 G
D652,008 S *	1/2012	Kim et al.	D14/138 G
D654,497 S *	2/2012	Lee	D14/341
D654,889 S *	2/2012	Kim et al.	D14/138 G
D654,893 S *	2/2012	Jung	D14/138 G
D656,136 S *	3/2012	Lee	D14/341
D656,476 S *	3/2012	Han	D14/138 G
D657,331 S *	4/2012	Jung	D14/138 G
D658,147 S *	4/2012	Yoon	D14/138 G

(Continued)

FOREIGN PATENT DOCUMENTS

JP	D1431125	1/2012
TW	D140985	6/2011
TW	D142834	9/2011

Primary Examiner — Barbara Fox

(74) *Attorney, Agent, or Firm* — Birch, Stewart, Kolasch & Birch, LLP

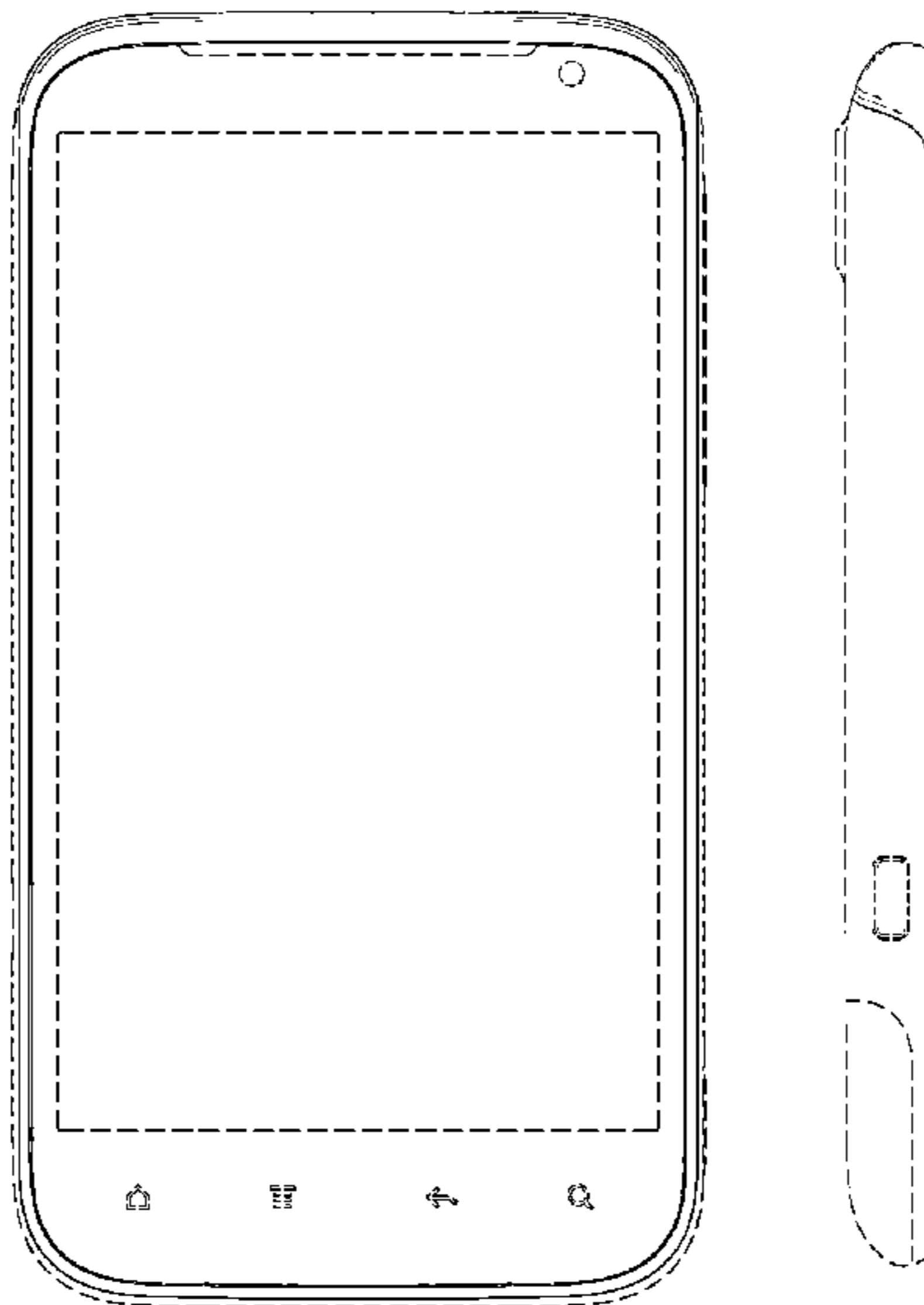
(57) **CLAIM**

The ornamental design for portable electronic device, as shown and described.

DESCRIPTION

FIG. 1 is a front perspective view of a portable electronic device showing the new design;
FIG. 2 is a front side view thereof;
FIG. 3 is a rear side view thereof;
FIG. 4 is a left side view thereof;
FIG. 5 is a right side view thereof;
FIG. 6 is a top plan view thereof;
FIG. 7 is a bottom plan view thereof; and,
FIG. 8 is a rear perspective view thereof.
The broken lines shown in the drawings represent portions of the portable electronic device that form no part of the claimed design.

1 Claim, 6 Drawing Sheets



(56)

References Cited

U.S. PATENT DOCUMENTS

D662,489 S * 6/2012 Yeo D14/203.7
D667,395 S * 9/2012 Lee D14/341
D667,825 S * 9/2012 Jung D14/341
D668,627 S * 10/2012 Chung D14/138 G

D668,628 S * 10/2012 Ha et al. D14/138 G
D668,652 S * 10/2012 Kim et al. D14/341
D669,054 S * 10/2012 Han D14/138 G
D669,446 S * 10/2012 Cho D14/138 G
D669,447 S * 10/2012 Hong D14/138 G
D669,448 S * 10/2012 Hong D14/138 G

* cited by examiner

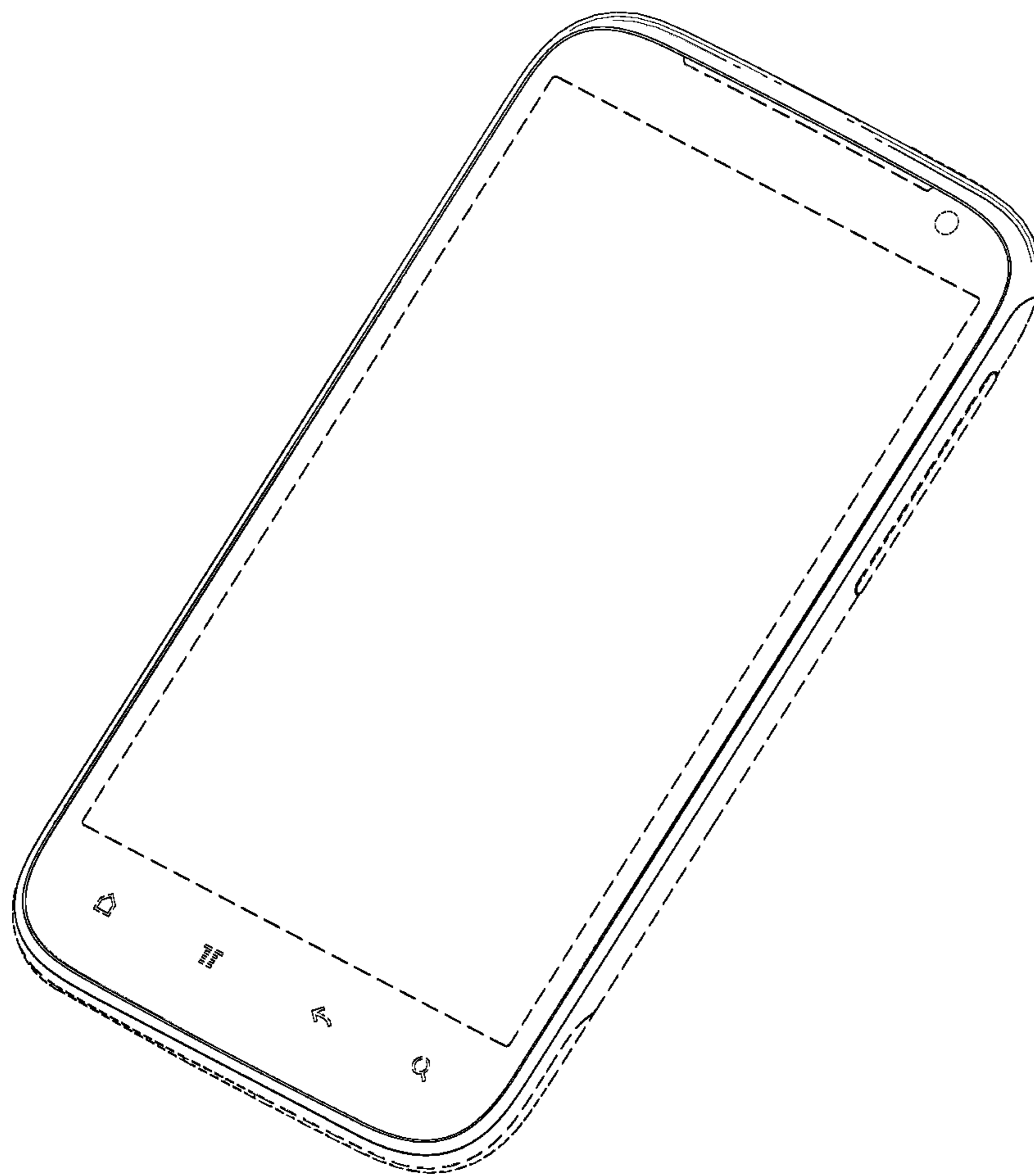


FIG. 1




FIG. 2




FIG. 3



FIG. 4

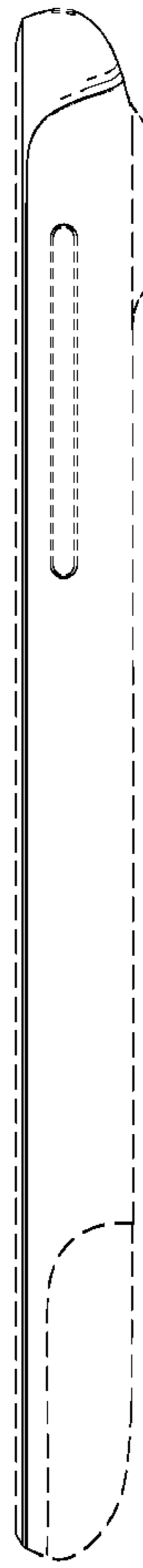


FIG. 5




FIG. 6

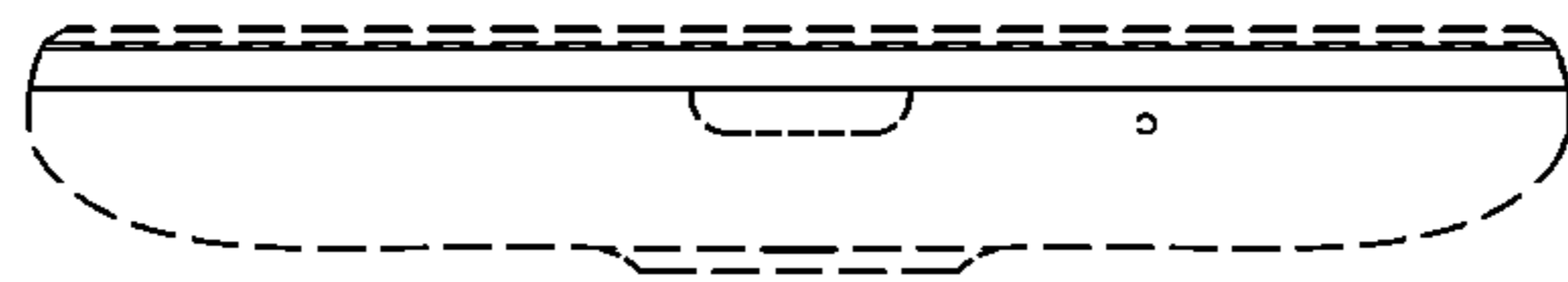


FIG. 7

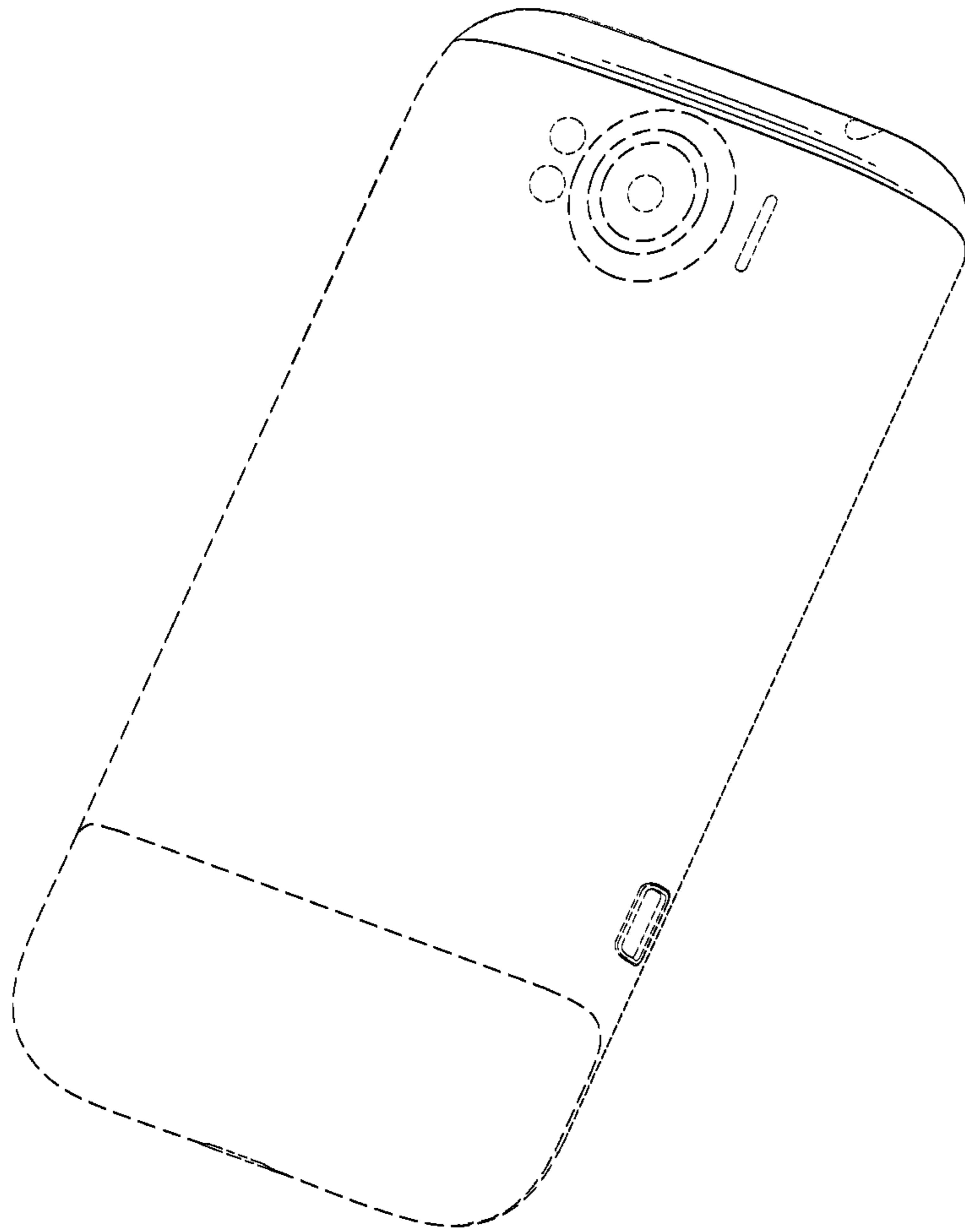


FIG. 8