



US00D688238S

(12) **United States Design Patent**  
**Hsu et al.**

(10) **Patent No.:** **US D688,238 S**  
(45) **Date of Patent:** **\*\* Aug. 20, 2013**

(54) **NOTEBOOK COMPUTER**

(71) Applicant: **Acer Incorporated**, New Taipei (TW)

(72) Inventors: **Chung-Hao Hsu**, New Taipei (TW);  
**Cheng-Nan Ling**, New Taipei (TW);  
**Chun-I Chen**, New Taipei (TW);  
**Hsien-Wei Chen**, New Taipei (TW);  
**Yi-Ta Huang**, New Taipei (TW)

(73) Assignee: **Acer Incorporated**, New Taipei (TW)

(\*\*) Term: **14 Years**

(21) Appl. No.: **29/438,322**

(22) Filed: **Nov. 29, 2012**

(30) **Foreign Application Priority Data**

Oct. 16, 2012 (TW) ..... 101306023

(51) **LOC (9) Cl.** ..... **14-02**

(52) **U.S. Cl.**  
USPC ..... **D14/315**

(58) **Field of Classification Search**  
USPC ..... D14/315-327, 455; D18/1, 2, 7,  
D18/11; 235/145 A, 145 R; 341/22, 23;  
345/104, 156, 168, 169, 173; 361/679.08,  
361/679.09, 679.11, 679.26, 679.27

See application file for complete search history.

(56) **References Cited**

U.S. PATENT DOCUMENTS

D587,701	S	*	3/2009	Yoon	.....	D14/318
D615,539	S	*	5/2010	Jen	.....	D14/315
D651,206	S	*	12/2011	Kim et al.	.....	D14/315
D656,934	S	*	4/2012	Lee et al.	.....	D14/315
D661,298	S	*	6/2012	Park et al.	.....	D14/327
D661,301	S	*	6/2012	Kim et al.	.....	D14/327
2011/0255727	A1	*	10/2011	Azuchi	.....	381/333

\* cited by examiner

*Primary Examiner* — Freda S Nunn

(74) *Attorney, Agent, or Firm* — Jianq Chyun IP Office

(57) **CLAIM**

The ornamental design for a notebook computer, as shown and described.

**DESCRIPTION**

FIG. 1 is a perspective view of a notebook computer showing my new design;

FIG. 2 is a front view thereof;

FIG. 3 is a rear view thereof;

FIG. 4 is a left side view thereof;

FIG. 5 is a right side view thereof;

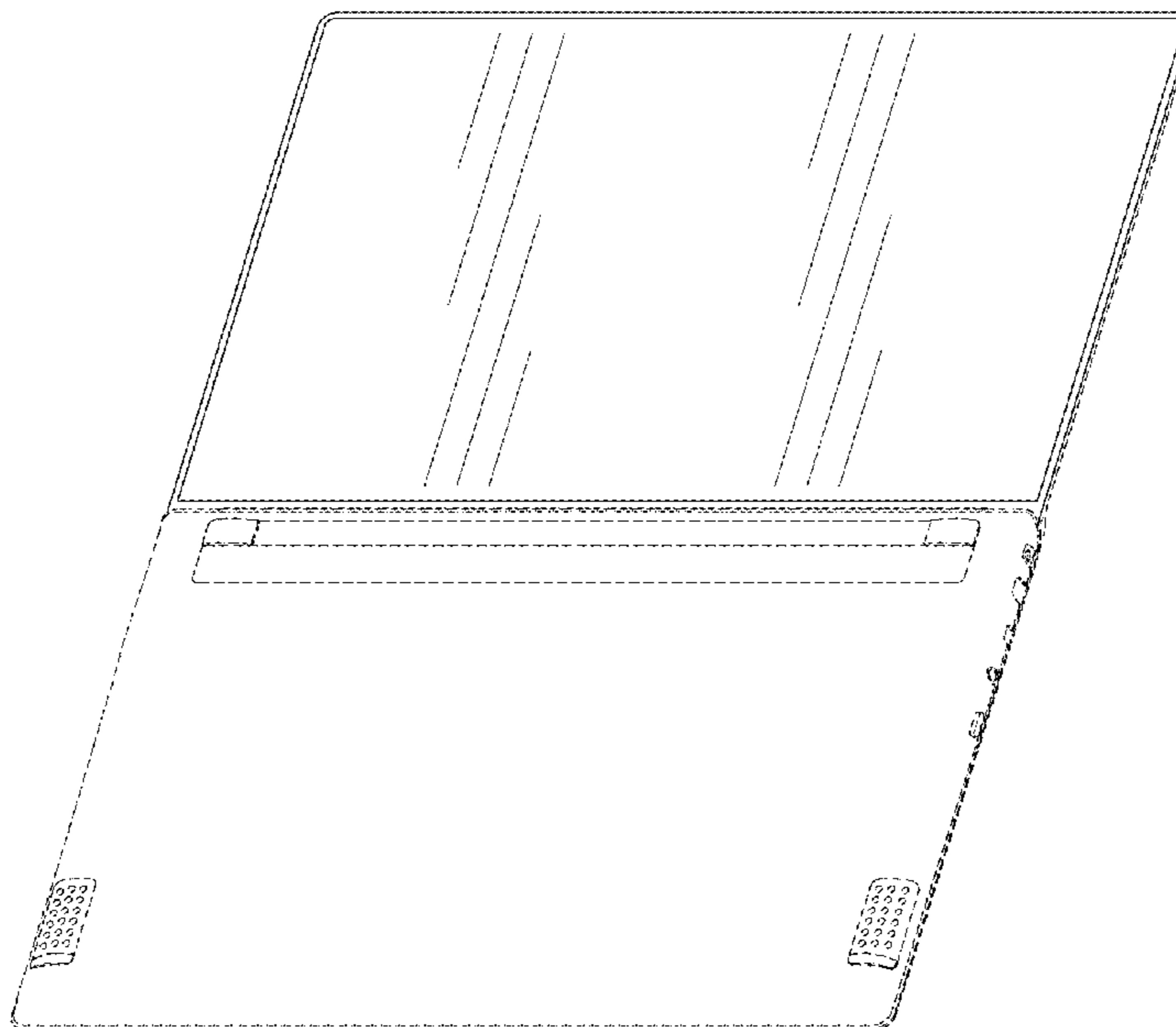
FIG. 6 is a top view thereof;

FIG. 7 is a bottom view thereof;

FIG. 8 is a perspective view thereof, shown in closed state; and,

FIG. 9 is an enlarged view of an indicated portion of FIG. 8. The broken lines shown in FIGS. 3, 8, and 9 that are immediately adjacent to the shaded areas represent the bounds of the claimed design, while all other lines are directed to environment and form no part of the claimed design.

**1 Claim, 7 Drawing Sheets**



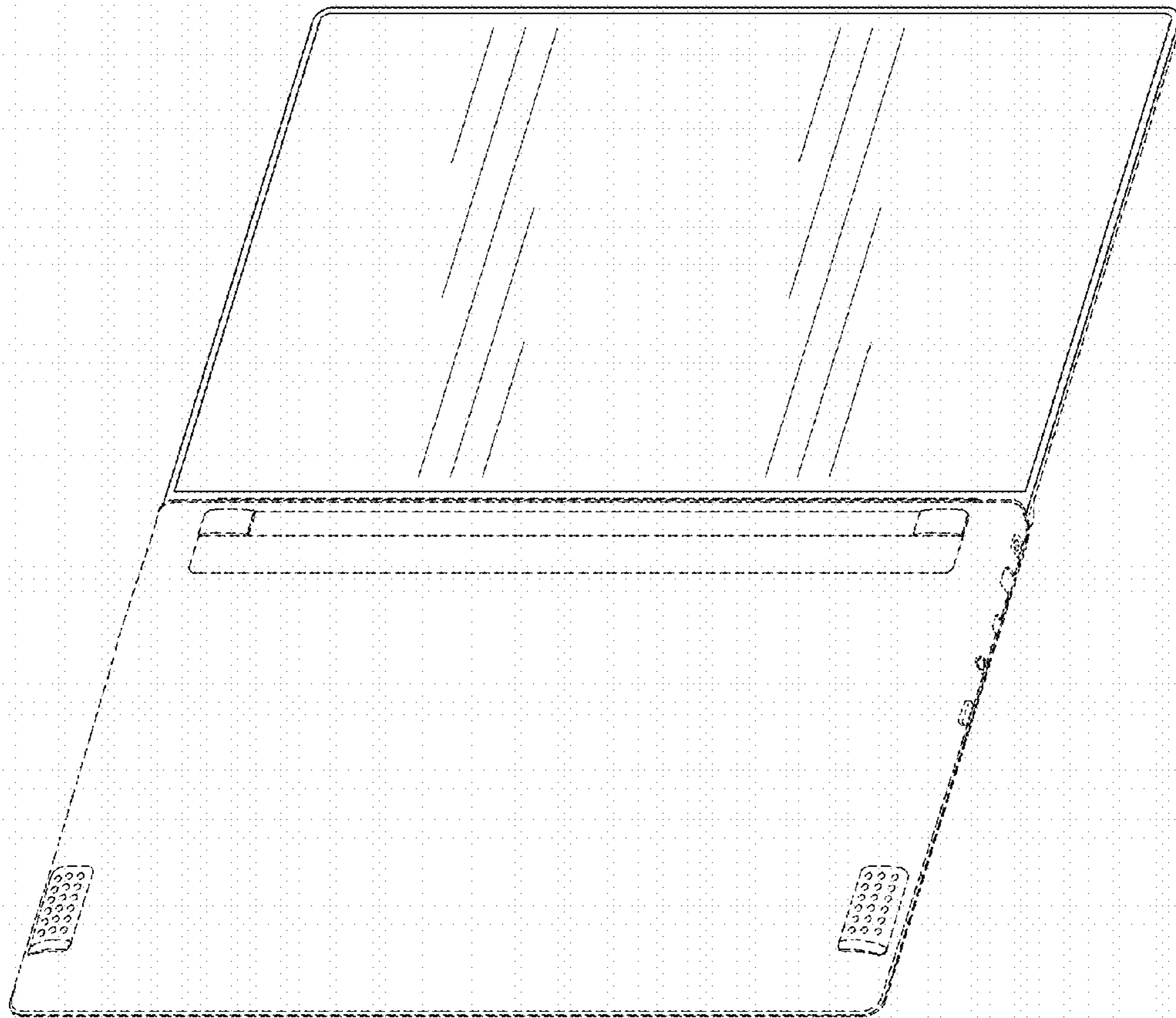


FIG. 1




FIG. 2

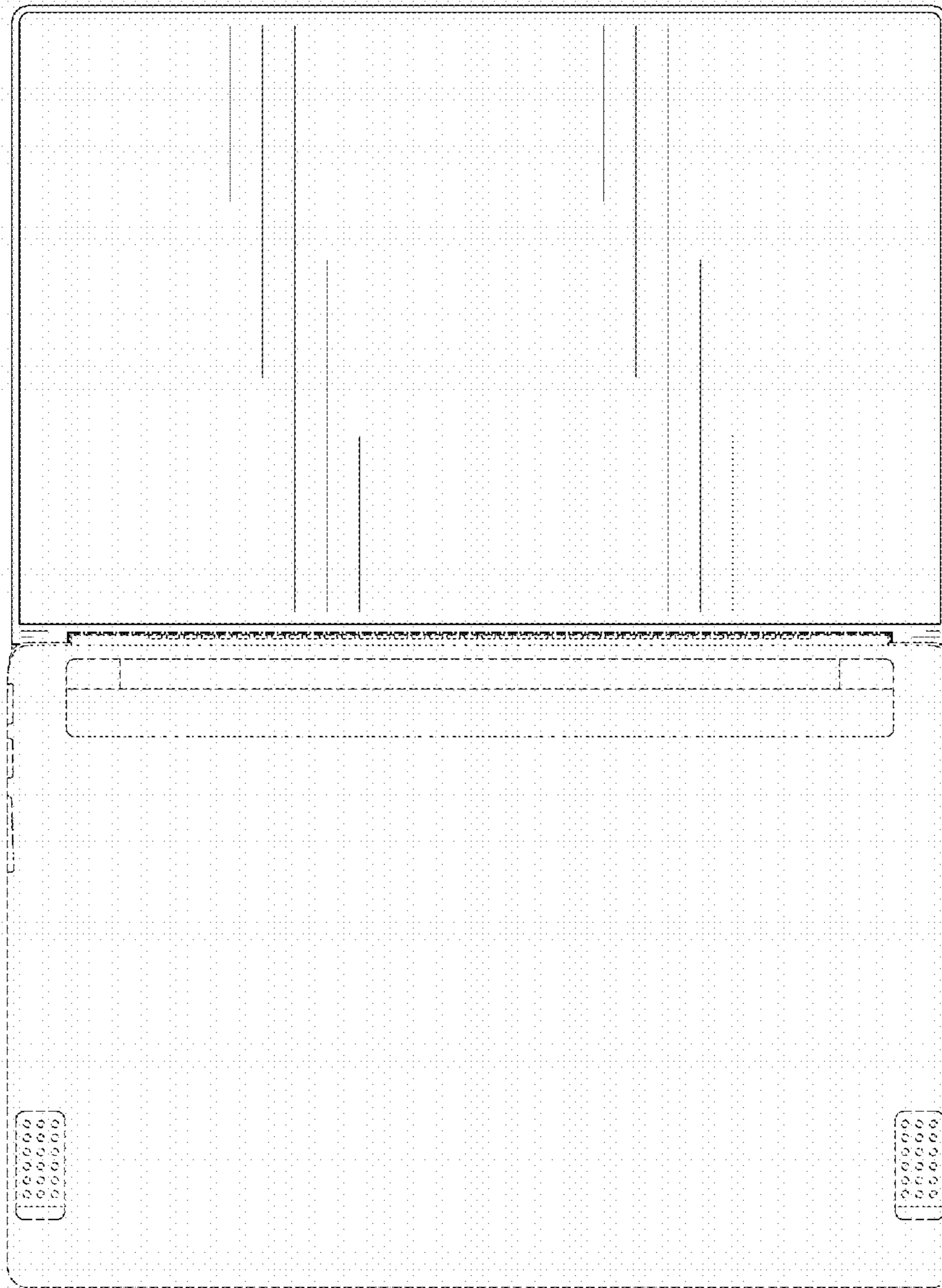


FIG. 3





FIG. 4



FIG. 5




FIG. 6




FIG. 7

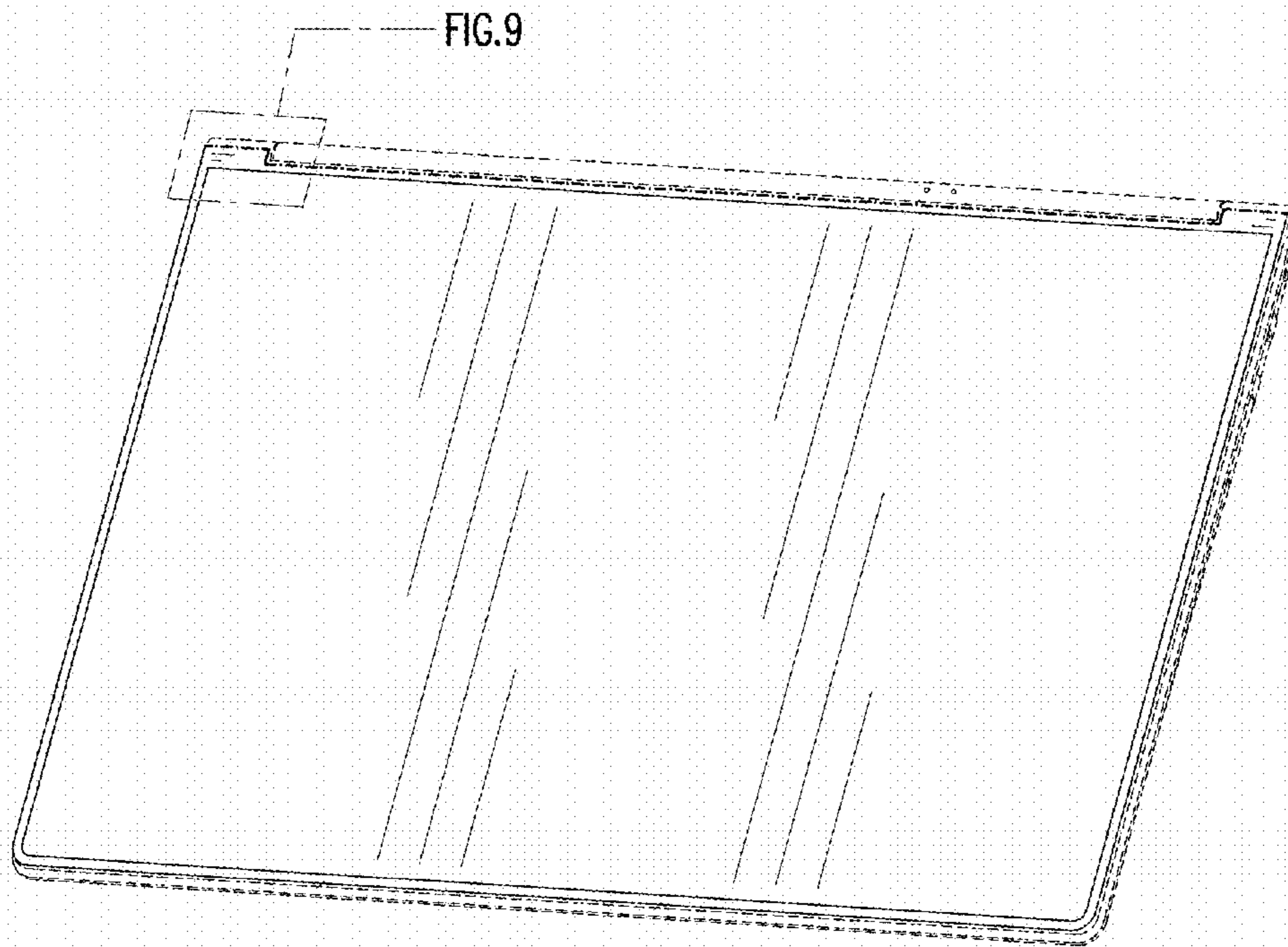


FIG. 8

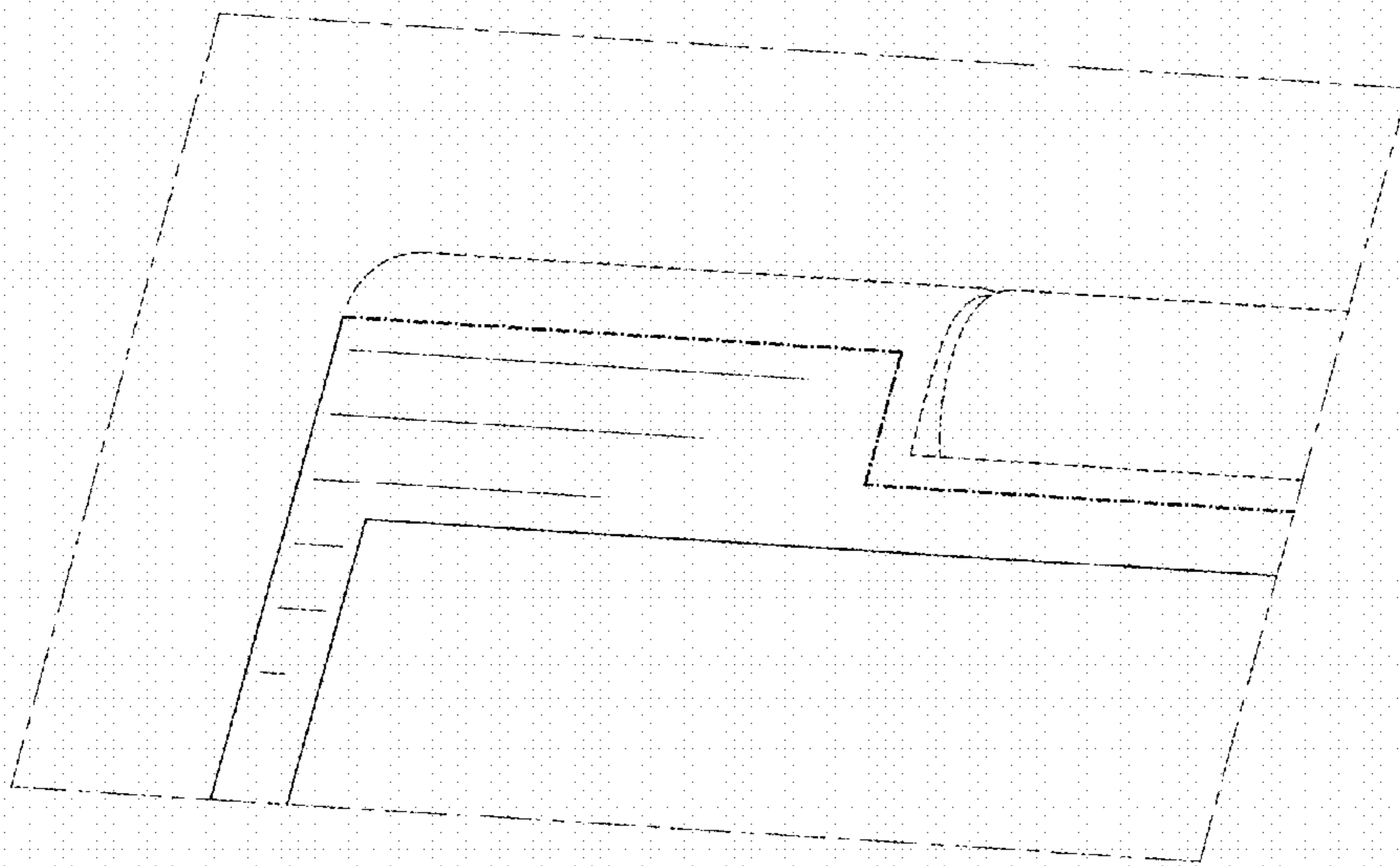


FIG. 9