



US00D688226S

(12) **United States Design Patent**
Morisawa

(10) **Patent No.:** **US D688,226 S**

(45) **Date of Patent:** **** Aug. 20, 2013**

(54) **PORTABLE RECORDER**

(75) Inventor: **Rui Morisawa**, Tokyo (JP)

(73) Assignee: **Sony Corporation**, Tokyo (JP)

(**) Term: **14 Years**

(21) Appl. No.: **29/421,288**

(22) Filed: **Jun. 26, 2012**

(30) **Foreign Application Priority Data**

Dec. 26, 2011 (CN) 2011 3 0498882

Dec. 29, 2011 (CN) 2011 3 0504756

Jan. 5, 2012 (JP) D2012-000044

Jan. 5, 2012 (JP) D2012-000045

(51) **LOC (9) Cl.** **14-01**

(52) **U.S. Cl.**
USPC **D14/167**

(58) **Field of Classification Search**
USPC D14/167, 154, 168, 188, 496, 156,
D14/160, 161, 162, 163, 164, 165, 158, 203.1,
D14/341, 346, 342, 345, 225, 226, 228, 227,
D14/214; 455/351, 350; D19/60, 62;
D21/330; 369/44.14, 44.32; 700/94
See application file for complete search history.

(56) **References Cited**

U.S. PATENT DOCUMENTS

D118,749 S * 1/1940 Zimmerman D26/120

D304,299 S * 10/1989 Sakamoto D9/707

D441,744 S 5/2001 Miyazaki

D456,815 S * 5/2002 Suzuki D14/439
D462,967 S * 9/2002 Suzuki D14/439
D529,915 S * 10/2006 Scicluna et al. D14/439
D589,516 S * 3/2009 Anglin D14/432
D598,024 S * 8/2009 Scott et al. D14/432
D634,727 S * 3/2011 Wakabayashi D14/167
D635,122 S * 3/2011 Sakai D14/167
D635,545 S * 4/2011 Sakai D14/167
D645,838 S * 9/2011 Hayashi D14/167
D665,771 S * 8/2012 Osada D14/167
D674,370 S * 1/2013 Ohta D14/167

FOREIGN PATENT DOCUMENTS

JP D1362457 S 6/2009

JP D1362555 S 6/2009

JP D1365581 S 7/2009

* cited by examiner

Primary Examiner — Austin Murphy

(74) *Attorney, Agent, or Firm* — Rader, Fishman & Grauer
PLLC

(57) **CLAIM**

The ornamental design for a portable recorder, as shown and described.

DESCRIPTION

FIG. 1 is a perspective view of a portable recorder showing my new design; and

FIG. 2 is a front elevational view thereof.

FIG. 3 is a rear elevational view thereof;

FIG. 4 is a right side elevational view thereof; and,

FIG. 5 is a top plan view thereof.

Portions shown as broken lines are for illustrative purposes only and form no part of the claimed design.

1 Claim, 5 Drawing Sheets





FIG.1

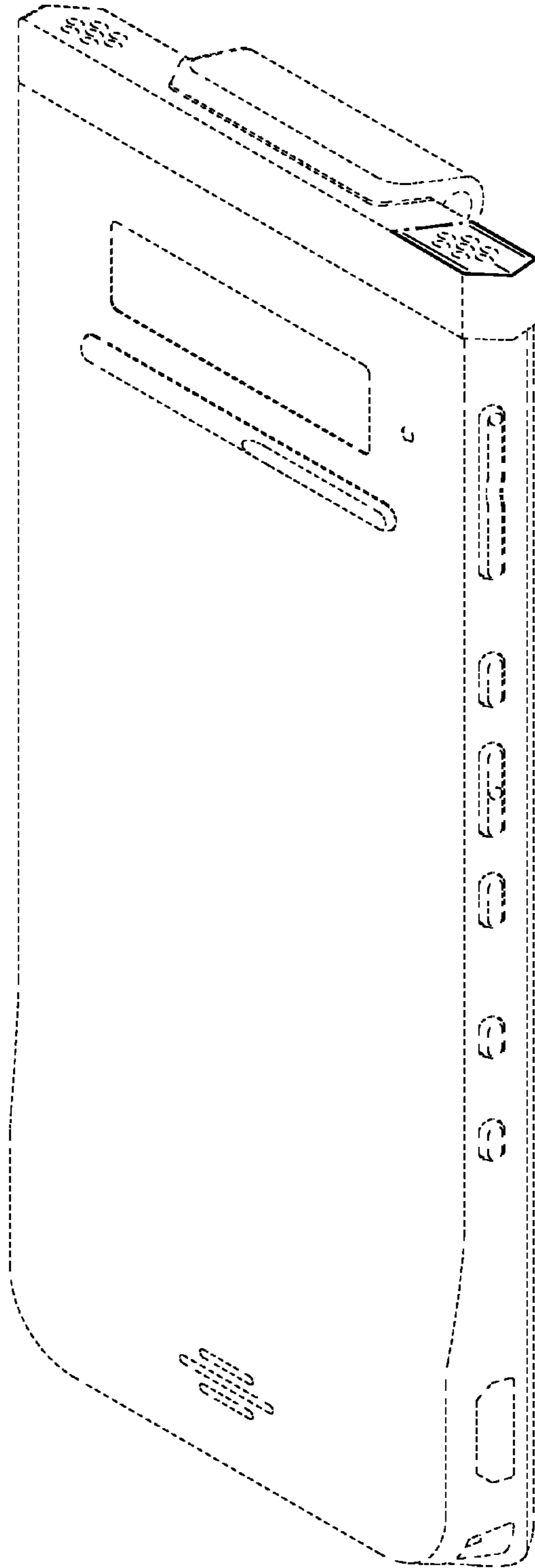


FIG.2




FIG.3

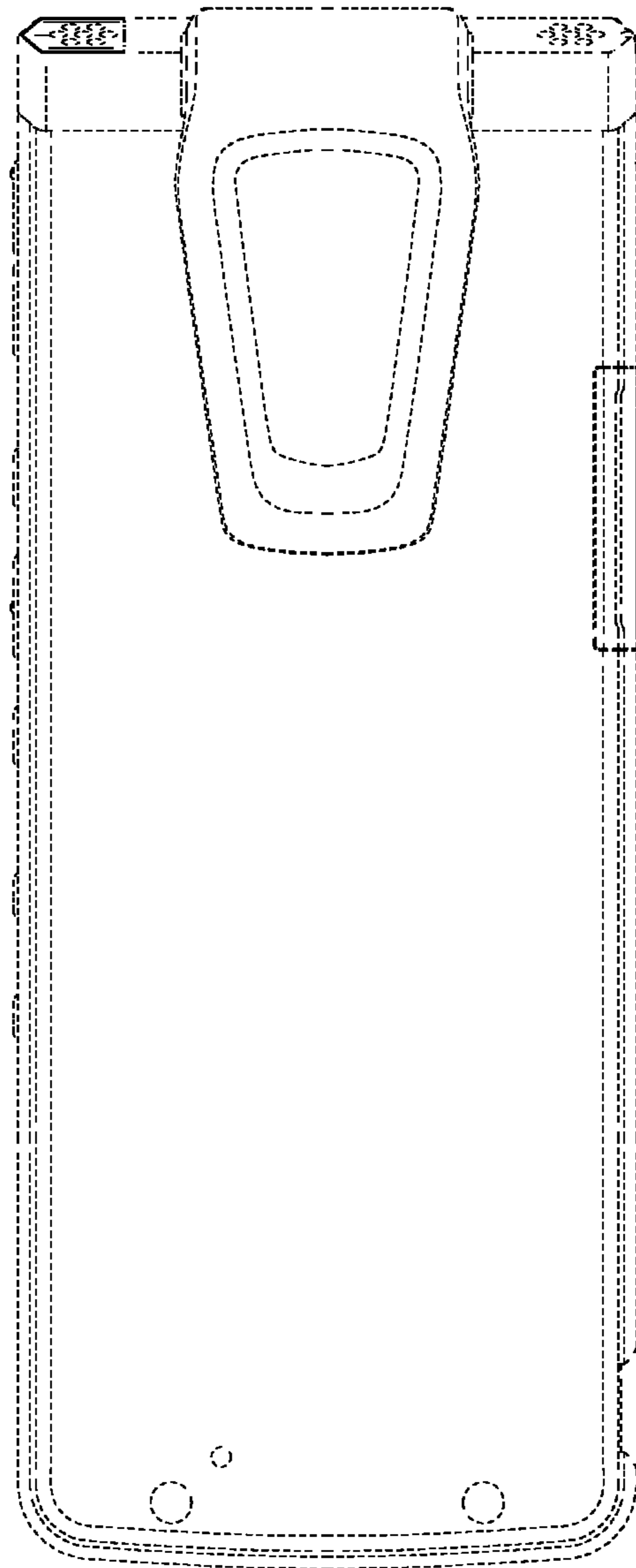


FIG.4

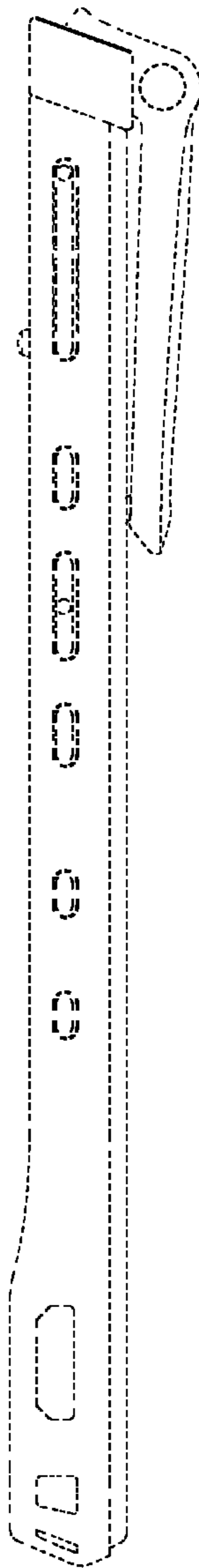


FIG.5

