



US00D688200S

(12) **United States Design Patent**  
**Shin**

(10) **Patent No.:** **US D688,200 S**

(45) **Date of Patent:** **\*\* Aug. 20, 2013**

(54) **PORTABLE ELECTRIC VEHICLE CHARGER**

(75) Inventor: **Young Sung Shin**, Gyeonggi-do (KR)

(73) Assignee: **LSIS Co., Ltd.**, Anyang-si (KR)

(\*\*) Term: **14 Years**

(21) Appl. No.: **29/429,226**

(22) Filed: **Aug. 8, 2012**

(30) **Foreign Application Priority Data**

Mar. 8, 2012 (KR) ..... 30-2012-0011153

(51) **LOC (9) Cl.** ..... **13-02**

(52) **U.S. Cl.**  
USPC ..... **D13/107**

(58) **Field of Classification Search**  
USPC ..... D13/107-110, 118-119, 184, 199;  
D14/217; 320/107-115  
See application file for complete search history.

(56) **References Cited**

**U.S. PATENT DOCUMENTS**

5,019,767 A \* 5/1991 Shirai et al. .... 320/112  
D483,725 S \* 12/2003 Thompson et al. .... D13/184  
D494,541 S \* 8/2004 Hriscu et al. .... D13/110  
D556,678 S \* 12/2007 Weinstein et al. .... D13/103  
D570,772 S \* 6/2008 Mahaffey et al. .... D13/110

D575,225 S \* 8/2008 Ahlgren ..... D13/107  
D581,356 S \* 11/2008 Ahlgren ..... D13/107  
D617,267 S \* 6/2010 Li ..... D13/107  
D624,013 S \* 9/2010 Lingott ..... D13/107  
D624,014 S \* 9/2010 Lingott ..... D13/107  
D654,854 S \* 2/2012 Inskeep ..... D13/107  
D664,501 S \* 7/2012 Inskeep ..... D13/107  
D667,788 S \* 9/2012 Mai ..... D13/110  
D676,380 S \* 2/2013 Sun ..... D13/108  
D678,187 S \* 3/2013 Huang ..... D13/103  
2012/0281392 A1\* 11/2012 Workman et al. .... 362/183

\* cited by examiner

*Primary Examiner* — Rosemary K Tarcza

(74) *Attorney, Agent, or Firm* — Birch, Stewart, Kolasch & Birch, LLP

(57) **CLAIM**

I claim the ornamental design for a portable electric vehicle charger, as shown and described.

**DESCRIPTION**

FIG. 1 is a perspective view of a portable electric vehicle charger showing my new design:

FIG. 2 is a front elevation view thereof;

FIG. 3 is a rear elevation view thereof;

FIG. 4 is a left-side elevation view thereof;

FIG. 5 is a right-side elevation view thereof;

FIG. 6 is a top plan view thereof; and,

FIG. 7 is a bottom plan view thereof.

**1 Claim, 4 Drawing Sheets**

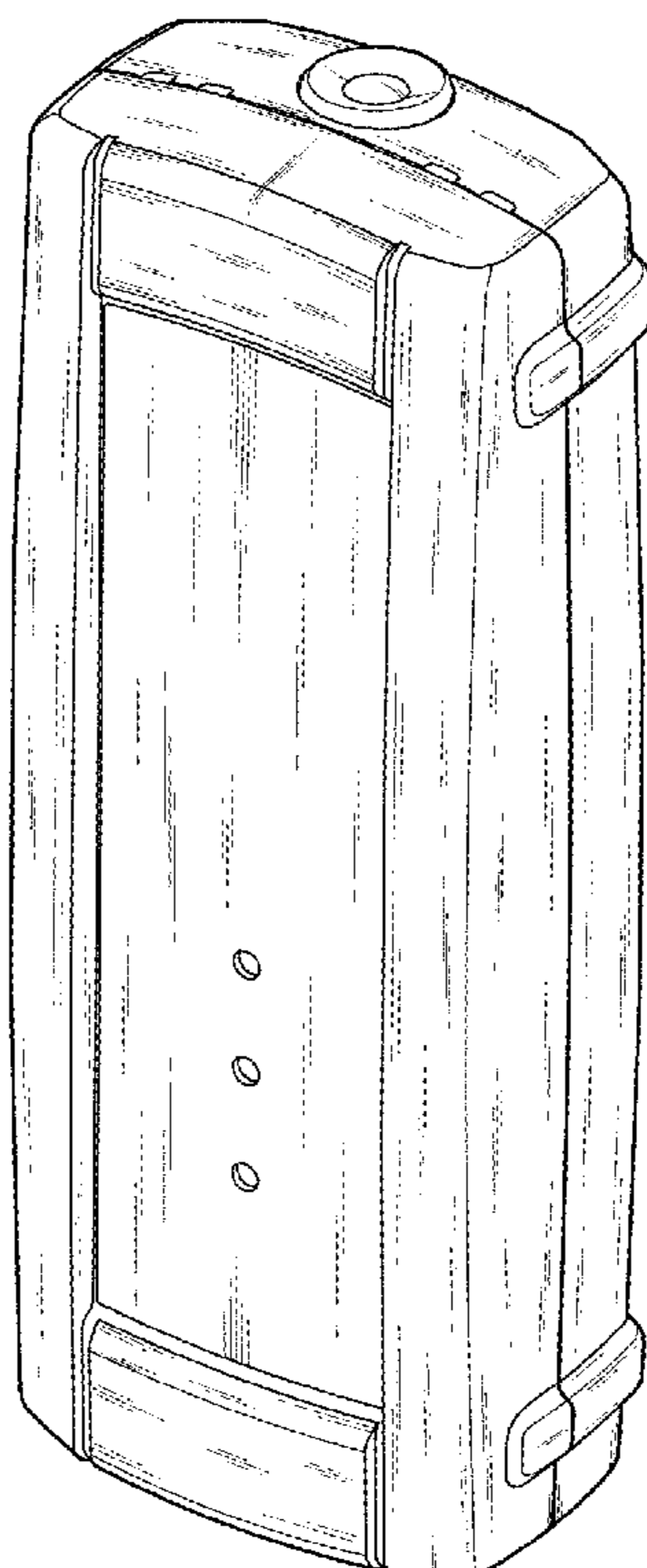


FIG. 1




FIG. 2

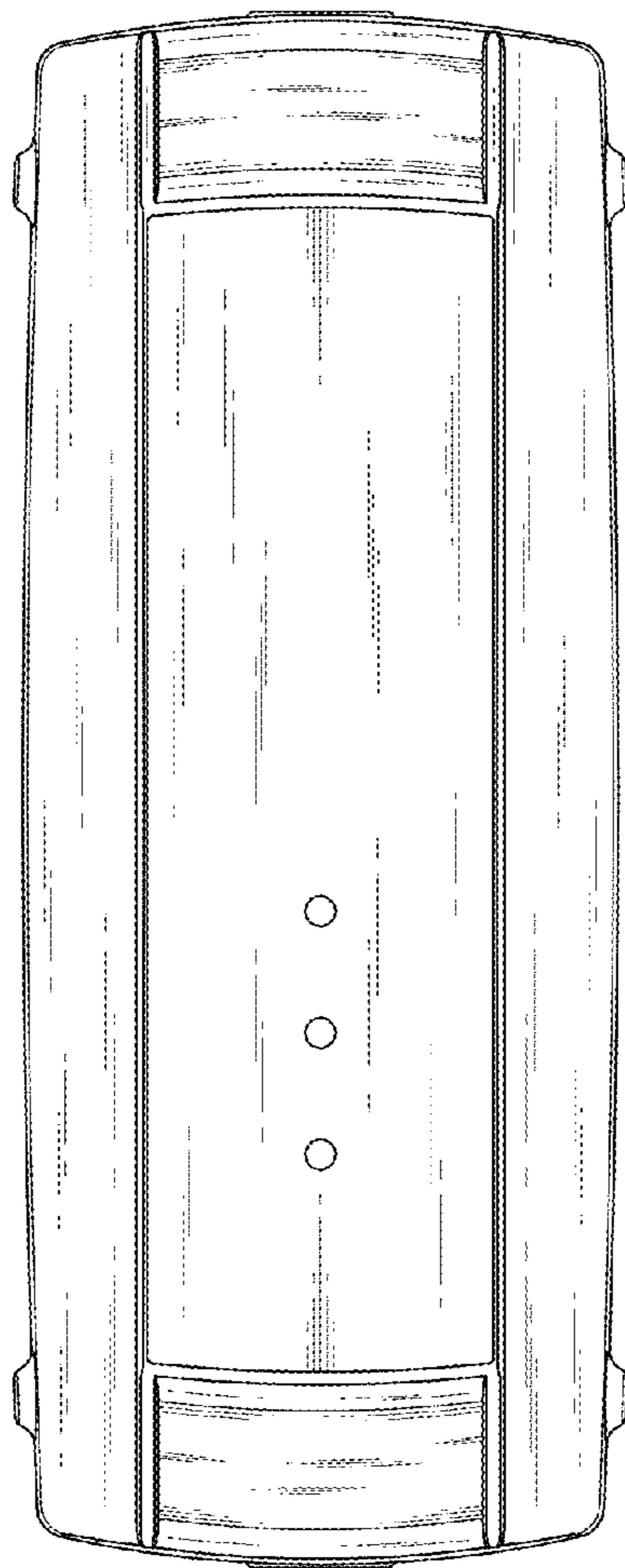


FIG. 3




FIG. 4




FIG. 5




FIG. 6

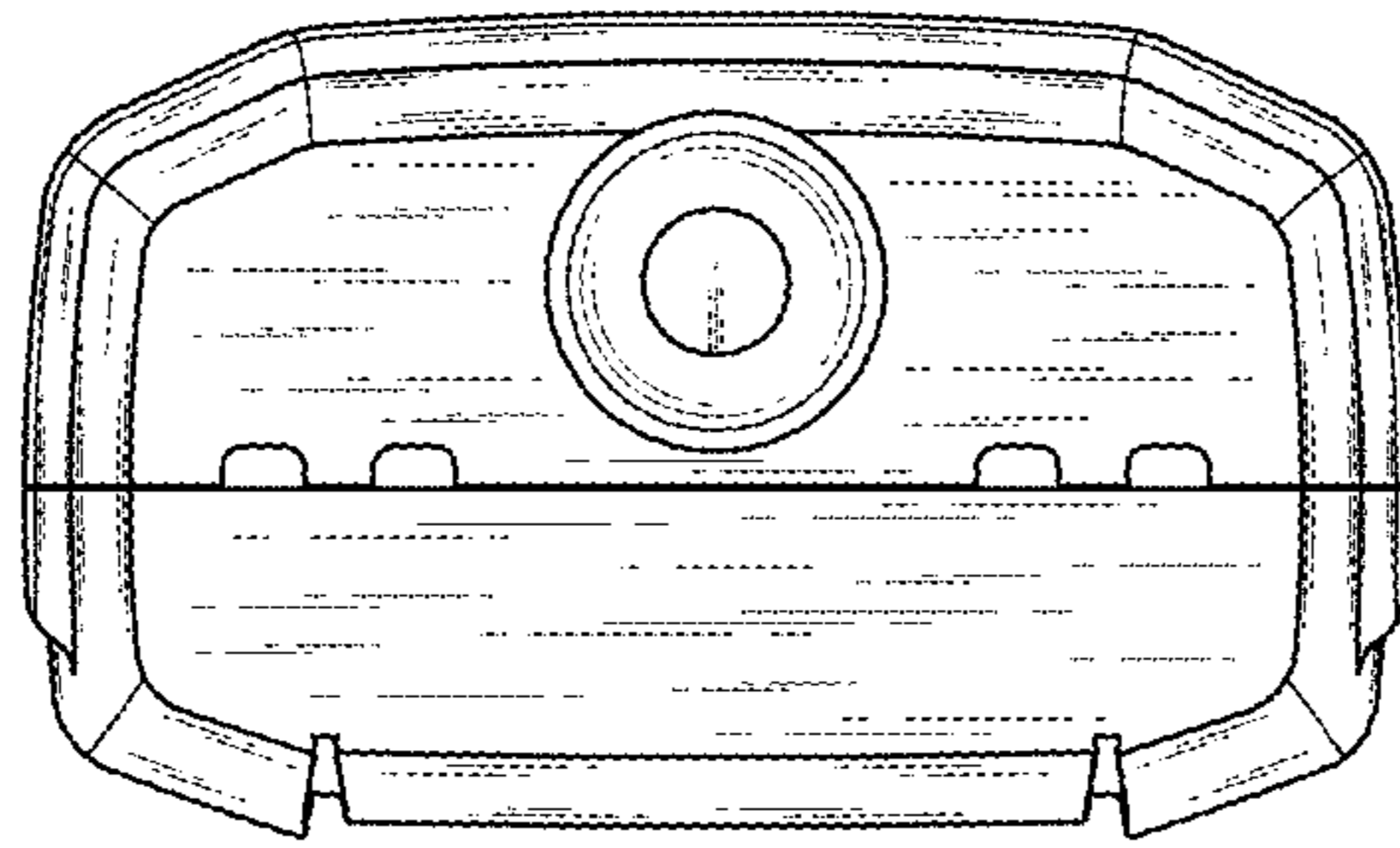


FIG. 7

