



US00D688194S

(12) **United States Design Patent**
Robinson et al.

(10) **Patent No.:** **US D688,194 S**

(45) **Date of Patent:** **** Aug. 20, 2013**

(54) **CABIN HEADLINER**

(75) Inventors: **Mike Robinson**, Cheney, KS (US);
Allan Schrag, Wichita, KS (US);
Matthew Harrell, Wichita, KS (US)

(73) Assignee: **Bell Helicopter Textron Inc.**, Fort
Worth, TX (US)

(**) Term: **14 Years**

(21) Appl. No.: **29/413,143**

(22) Filed: **Feb. 10, 2012**

(51) **LOC (9) Cl.** **12-07**

(52) **U.S. Cl.**
USPC **D12/345**

(58) **Field of Classification Search**
USPC D12/182, 319, 326, 327, 328, 329,
D12/331-334, 337, 338, 339, 344, 345;
D21/430, 441, 442, 446, 447, 448, 449, 450,
D21/451, 452, 453; 244/2, 5, 6, 7 C, 7 R,
244/7 A, 12.1, 12.3, 12.4, 17.11, 17.19, 17.23,
244/17.25, 17.27, 8, 99.1, 119, 117 R, 118.5,
244/60, 12.2, 23 B, 129.3; 280/1.12; 446/230,
446/231, 232, 233, 235, 37, 36, 7
See application file for complete search history.

(56) **References Cited**

U.S. PATENT DOCUMENTS

D203,720 S * 2/1966 Jarchow et al. D12/335
3,241,791 A * 3/1966 Piasecki 244/17.19

3,332,643 A * 7/1967 Toner 244/7 R
3,902,688 A * 9/1975 Seibel et al. 244/17.11
D336,888 S * 6/1993 Alber et al. D12/327
D425,853 S * 5/2000 Caporaletti D12/327
D455,705 S * 4/2002 Granzeier et al. D12/345
D512,954 S * 12/2005 Guard et al. D12/345
7,059,034 B2 * 6/2006 Anderson et al. 244/119
D539,210 S * 3/2007 Guard et al. D12/345
D583,296 S * 12/2008 Tsay et al. D12/345
D627,404 S * 11/2010 Suzuki D21/447

* cited by examiner

Primary Examiner — Caron D Veynar

Assistant Examiner — Martie K Holtje

(74) *Attorney, Agent, or Firm* — Baker Botts L.L.P.

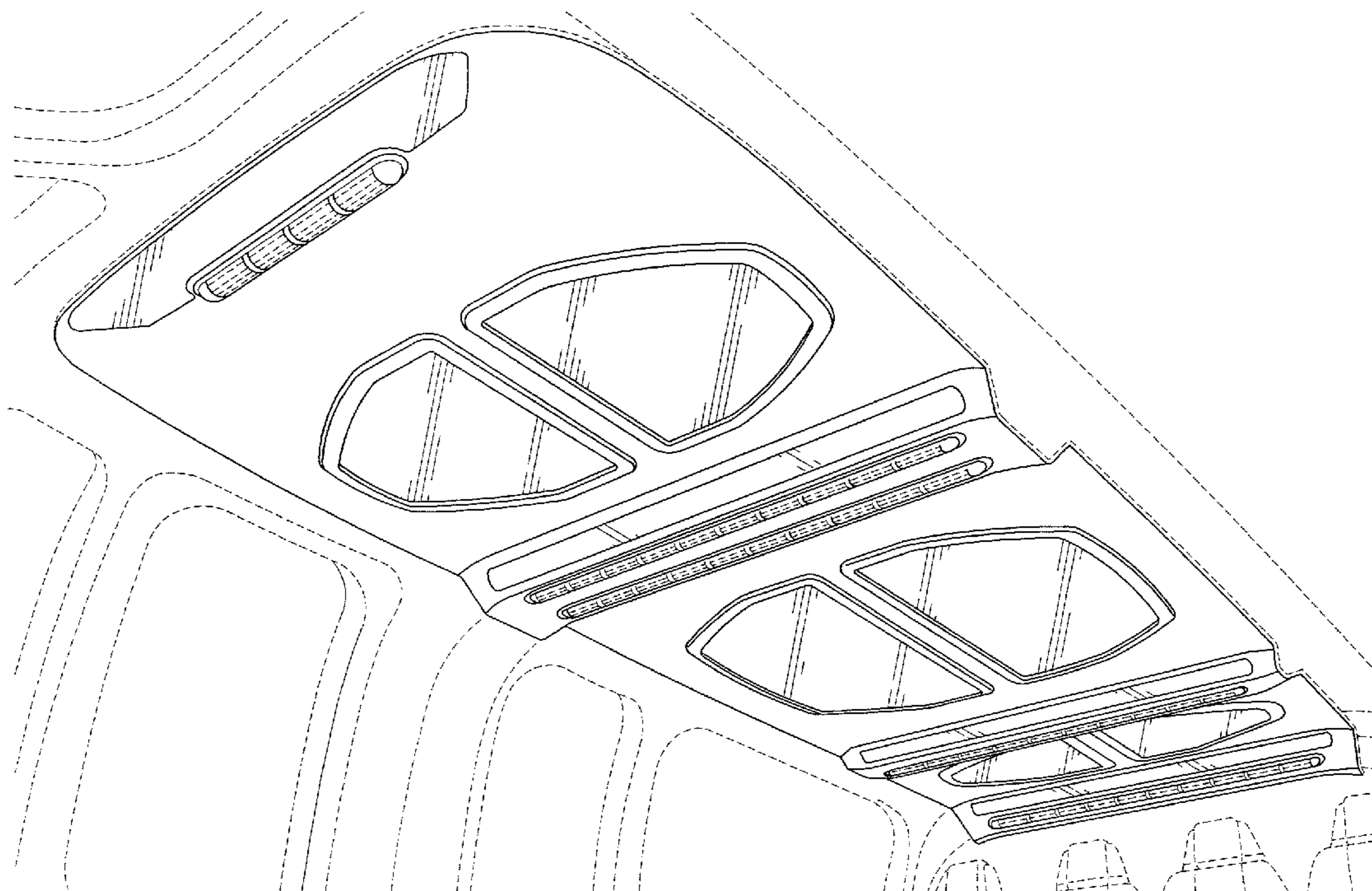
(57) **CLAIM**

The ornamental design for a cabin headliner, as shown and described.

DESCRIPTION

FIG. 1 is a perspective view of a cabin headliner showing our new design;
FIG. 2 is a bottom plan view thereof;
FIG. 3 is a side elevational view thereof;
FIG. 4 is a front elevational view thereof; and,
FIG. 5 is a rear elevational view thereof.
The broken line structure in the drawings is included for the purpose of illustrating environment and forms no part of the claimed design.

1 Claim, 3 Drawing Sheets



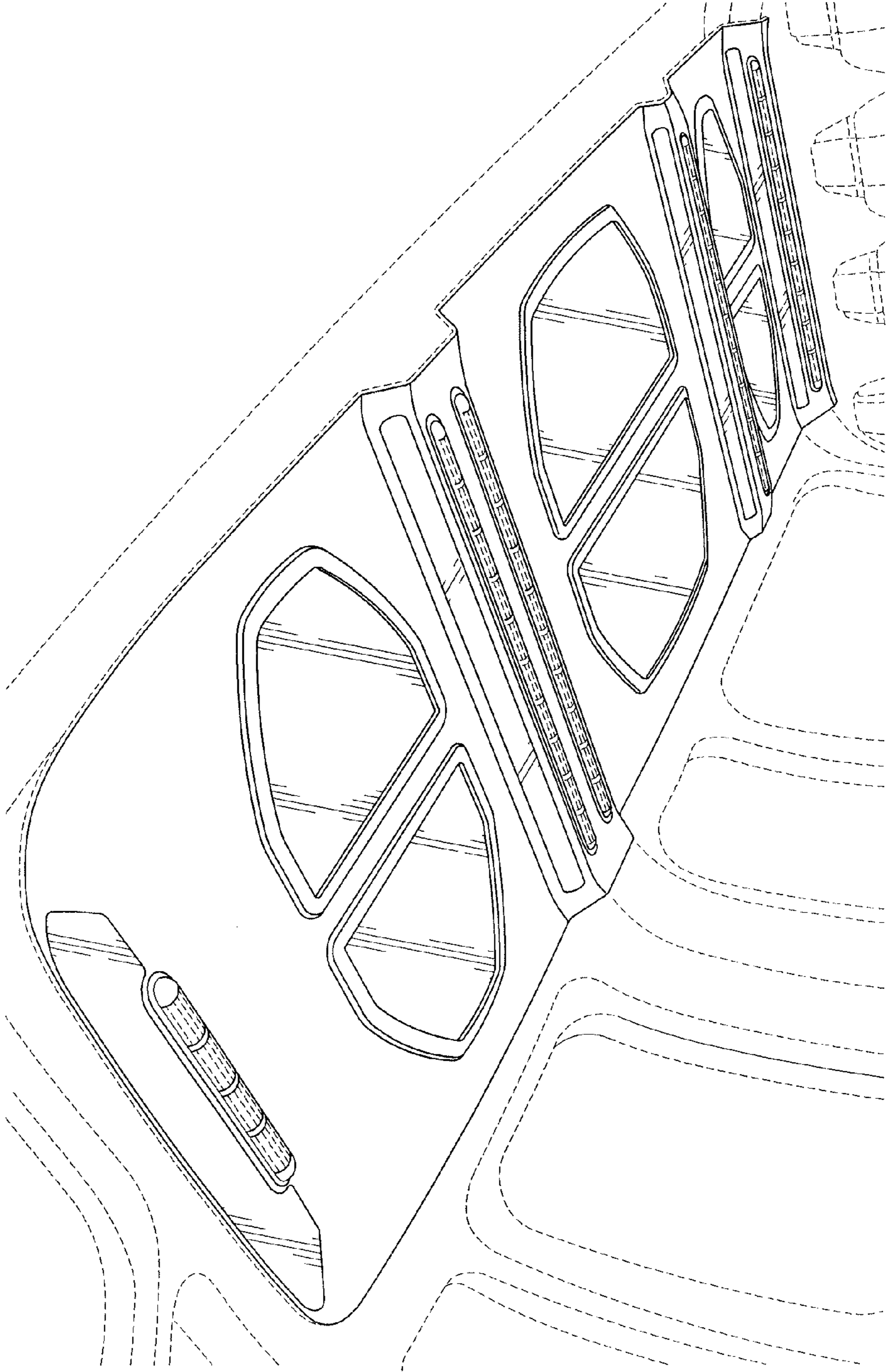


FIG. 1

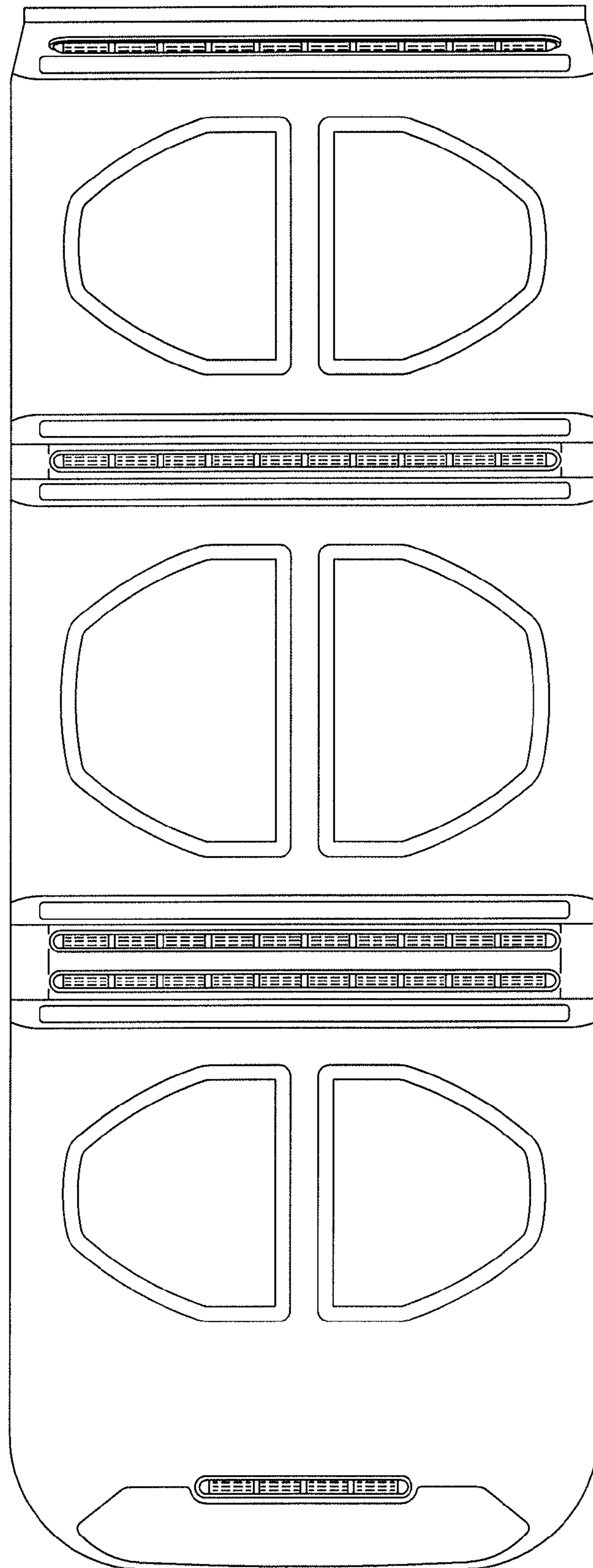


FIG. 2




FIG. 3




FIG. 5




FIG. 4