



US00D688192S

(12) **United States Design Patent**
An

(10) **Patent No.:** **US D688,192 S**

(45) **Date of Patent:** **** Aug. 20, 2013**

(54) **WIPER BLADE**

(75) Inventor: **Jaehyuck An**, Daegu (KR)

(73) Assignee: **KCW Corporation**, Daegu (KR)

(**) Term: **14 Years**

(21) Appl. No.: **29/421,674**

(22) Filed: **Aug. 30, 2012**

Related U.S. Application Data

(62) Division of application No. 29/373,957, filed on Jun. 13, 2011.

(51) **LOC (9) Cl.** **12-06**

(52) **U.S. Cl.**
USPC **D12/219**

(58) **Field of Classification Search**
USPC D12/219-220; 15/246, 247, 250.001,
15/250.4, 250.361, 250.19, 250.48, 250.03,
15/250.31-250.33, 250.351, 250.38, 250.201,
15/250.451, 250.458, 250.04, 250.07, 250.44
See application file for complete search history.

(56) **References Cited**

U.S. PATENT DOCUMENTS

D443,854 S * 6/2001 De Block D12/219
D511,735 S * 11/2005 Aoyama et al. D12/219

D524,223 S * 7/2006 Nakano et al. D12/219
D555,068 S * 11/2007 Kim D12/219
D556,115 S * 11/2007 Kim D12/219
D556,116 S * 11/2007 Kim D12/219
D556,117 S * 11/2007 Kim D12/219
D556,667 S * 12/2007 Kim D12/219
D568,801 S * 5/2008 Machida et al. D12/219
D571,705 S * 6/2008 Machida et al. D12/219

* cited by examiner

Primary Examiner — Katrina A Betton

(74) *Attorney, Agent, or Firm* — Edwards Wildman Palmer LLP

(57) **CLAIM**

The ornamental design for a wiper blade, as shown and described.

DESCRIPTION

FIG. 1 is a perspective view of a wiper blade according to the present invention.

FIG. 2 is a front view of the wiper blade of FIG. 1.

FIG. 3 is a rear view of the wiper blade of FIG. 1.

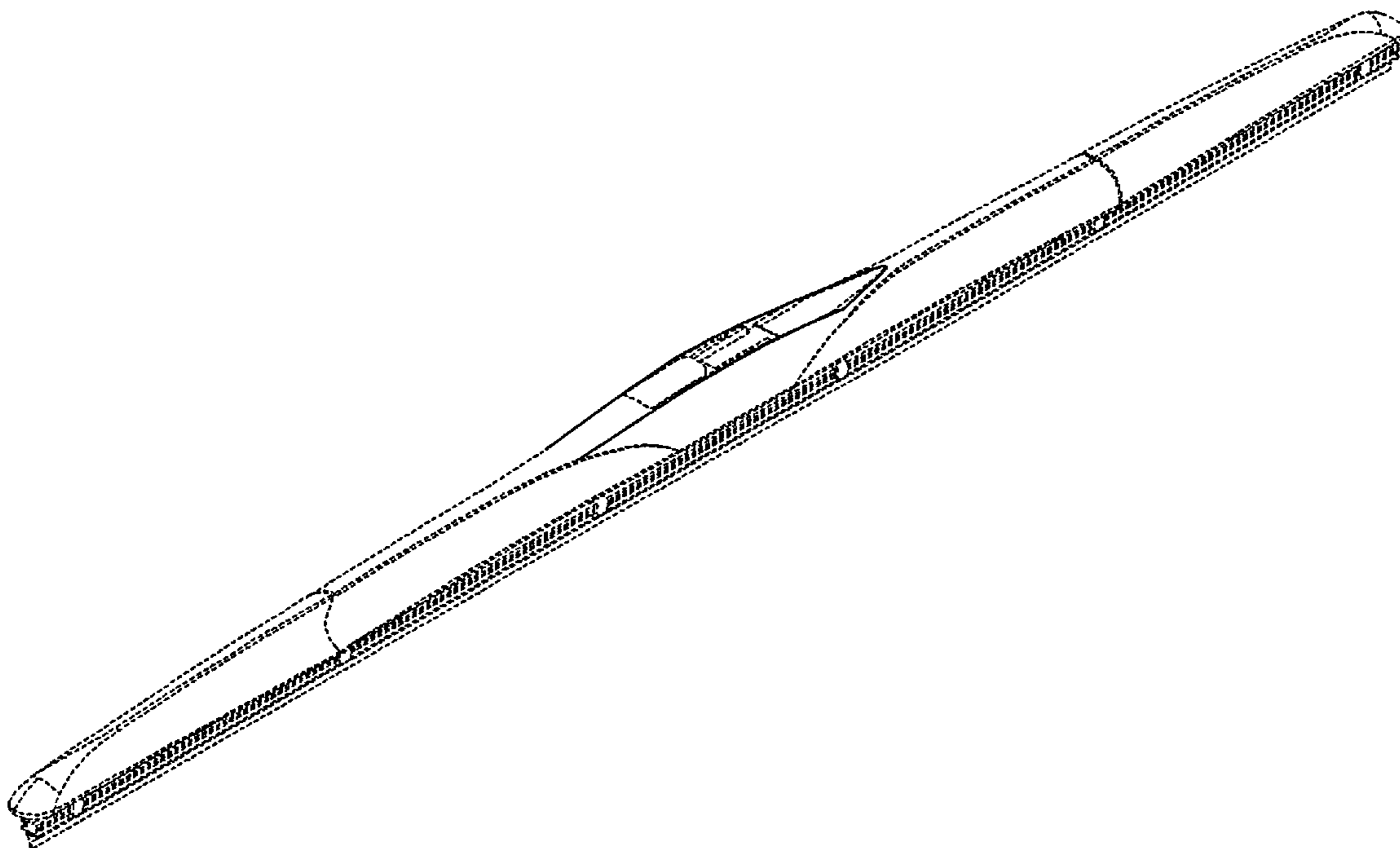
FIG. 4 is an enlarged left side view of the wiper blade of FIG. 1.

FIG. 5 is an enlarged right side view of the wiper blade of FIG. 1.

FIG. 6 is a top plan view of the wiper blade of FIG. 1; and, FIG. 7 is a bottom plan view of the wiper blade of FIG. 1.

The broken lines shown in FIGS. 1-7 form no part of the claimed design.

1 Claim, 7 Drawing Sheets



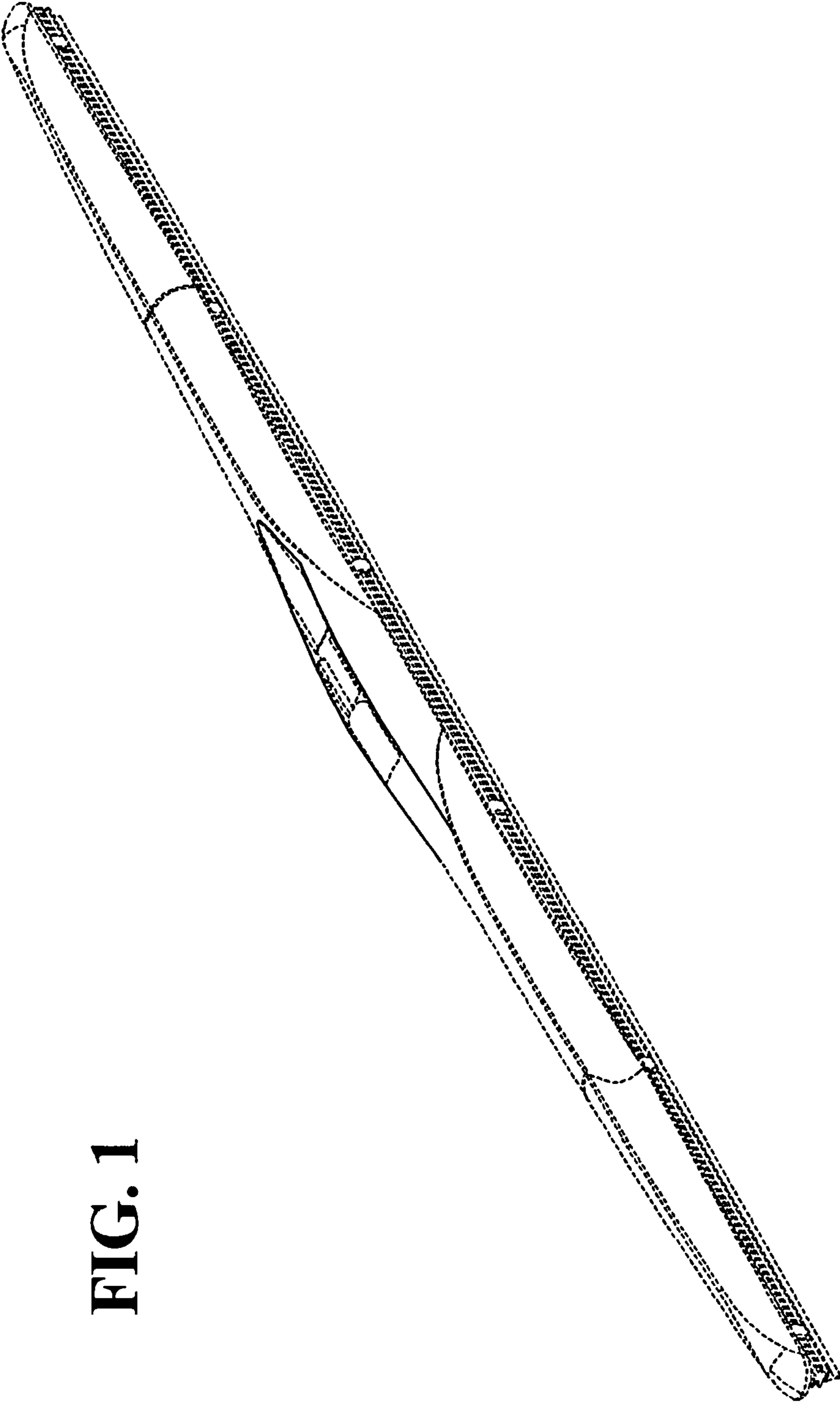


FIG. 1




FIG. 2




FIG. 3

FIG. 4

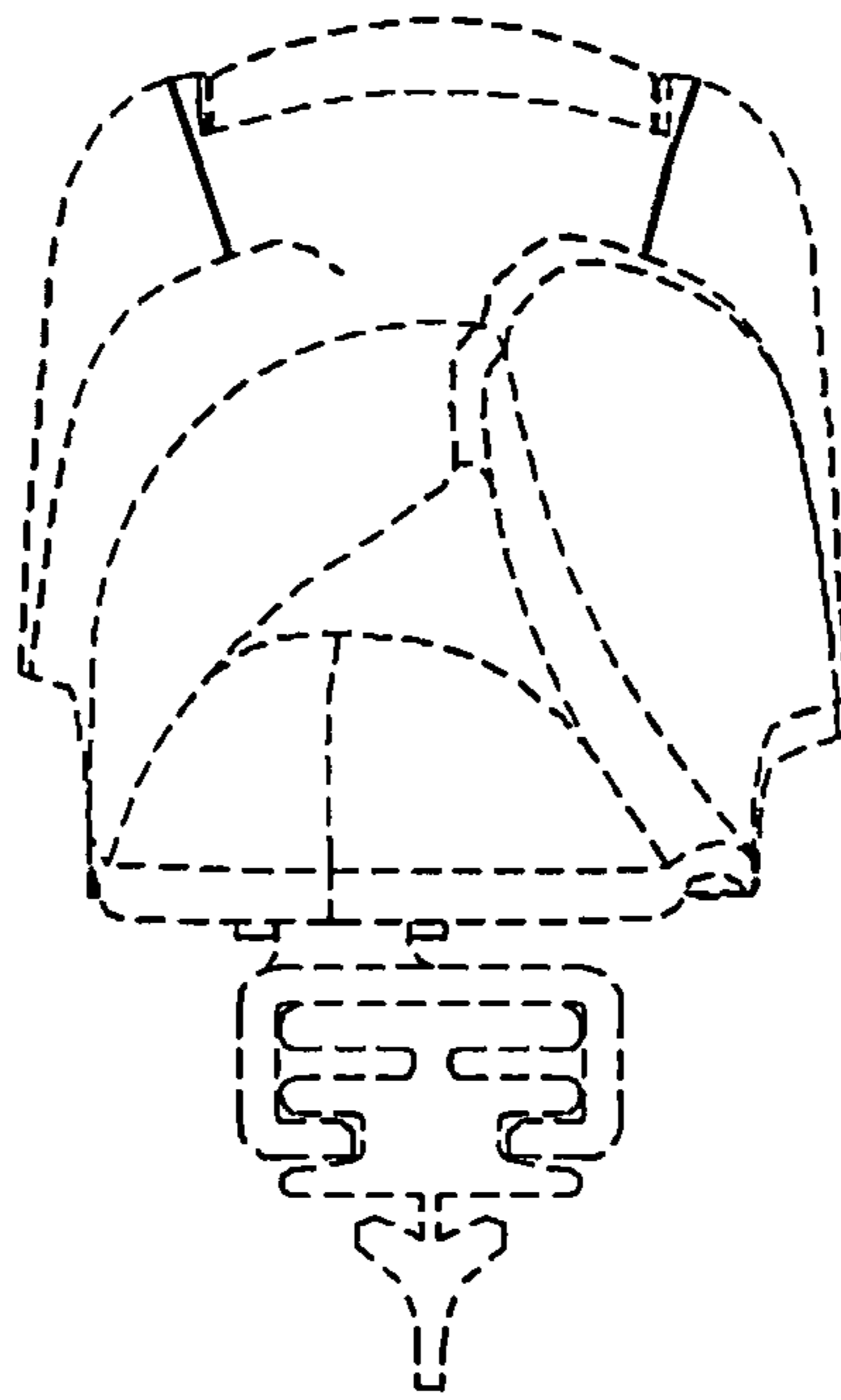


FIG. 5

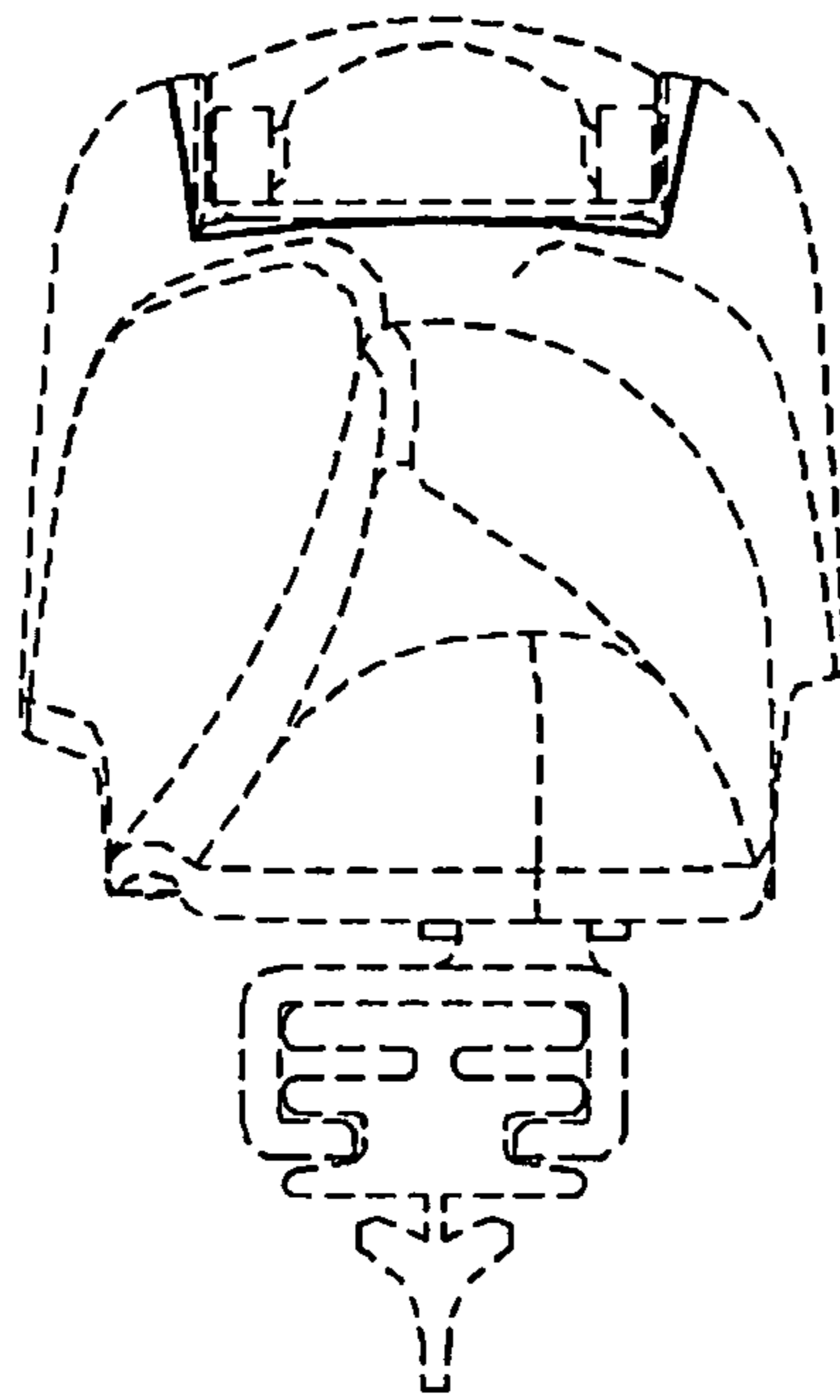




FIG. 6



FIG. 7