



US00D688189S

(12) **United States Design Patent**  
**Alfonso**

(10) **Patent No.:** **US D688,189 S**

(45) **Date of Patent:** **\*\* Aug. 20, 2013**

(54) **AUTOMOBILE WHEEL**

(71) Applicant: **Ernie R. Alfonso**, Pomona, CA (US)

(72) Inventor: **Ernie R. Alfonso**, Pomona, CA (US)

(73) Assignee: **Direct Wheel Inc.**, Pomona, CA (US)

(\*\*) Term: **14 Years**

(21) Appl. No.: **29/434,176**

(22) Filed: **Oct. 10, 2012**

(51) **LOC (9) Cl.** ..... **12-16**

(52) **U.S. Cl.**  
USPC ..... **D12/211**

(58) **Field of Classification Search**  
USPC ..... D12/204–213; 301/37.101, 64.101,  
301/65, 64.201

See application file for complete search history.

(56) **References Cited**

**U.S. PATENT DOCUMENTS**

D348,243	S	*	6/1994	Echazabal et al.	.....	D12/211
D350,932	S	*	9/1994	Echazabel et al.	.....	D12/211
D451,067	S	*	11/2001	Frizzi	.....	D12/211
D500,726	S	*	1/2005	Hettler	.....	D12/211
D516,989	S	*	3/2006	Baum	.....	D12/211
D525,932	S	*	8/2006	Hettler	.....	D12/211
D548,162	S	*	8/2007	Baum	.....	D12/211
D558,117	S	*	12/2007	Baum	.....	D12/211
D578,455	S	*	10/2008	Pfeiffer	.....	D12/211
D584,210	S	*	1/2009	Baum	.....	D12/211

D597,014	S	*	7/2009	Nissl	.....	D12/211
D616,801	S	*	6/2010	Zhao	.....	D12/211
D617,709	S	*	6/2010	Borkert	.....	D12/209
D620,874	S	*	8/2010	Zhao	.....	D12/211
D622,201	S	*	8/2010	Zhao	.....	D12/211
D655,665	S	*	3/2012	Zhao	.....	D12/211
D668,197	S	*	10/2012	Gotschke et al.	.....	D12/211

\* cited by examiner

*Primary Examiner* — Stacia Cadmus

(74) *Attorney, Agent, or Firm* — Adli Law Group P.C.

(57) **CLAIM**

The ornamental design for an automobile wheel, as shown and described.

**DESCRIPTION**

FIG. 1 is a front elevational view of an automobile wheel, showing my new design with 10 spokes;

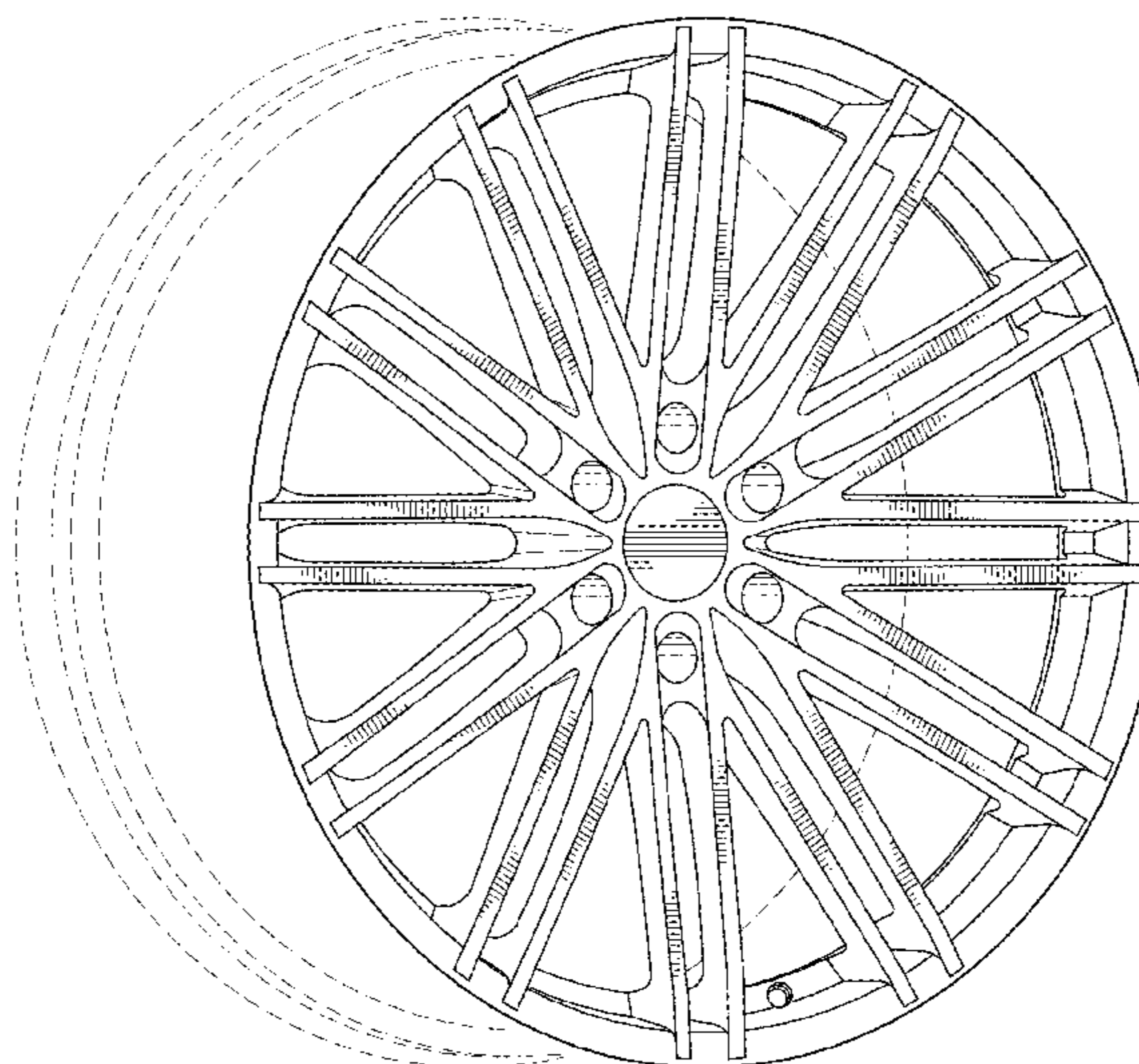

FIG. 2 is perspective view thereof;


FIG. 3 is a front devotional view of a second embodiment of an automobile wheel, showing my new design with 12 spokes; and,

FIG. 4 is perspective view of FIG. 3.

The broken line showing of the rear of the rim is included for the purpose of illustrating environment and forms no part of the claimed design.

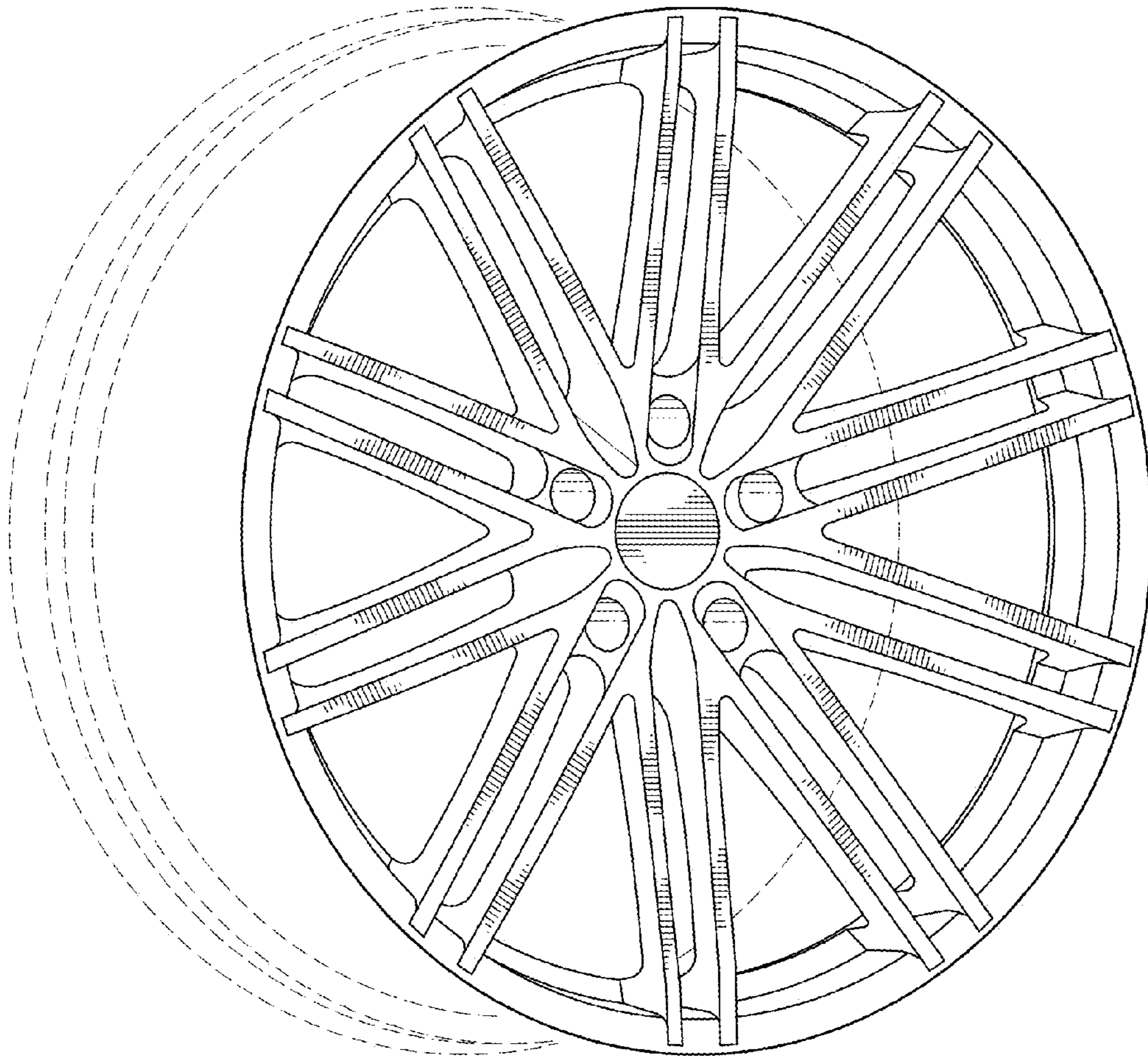
**1 Claim, 4 Drawing Sheets**





*FIG. 1*





*FIG. 2*




FIG. 3



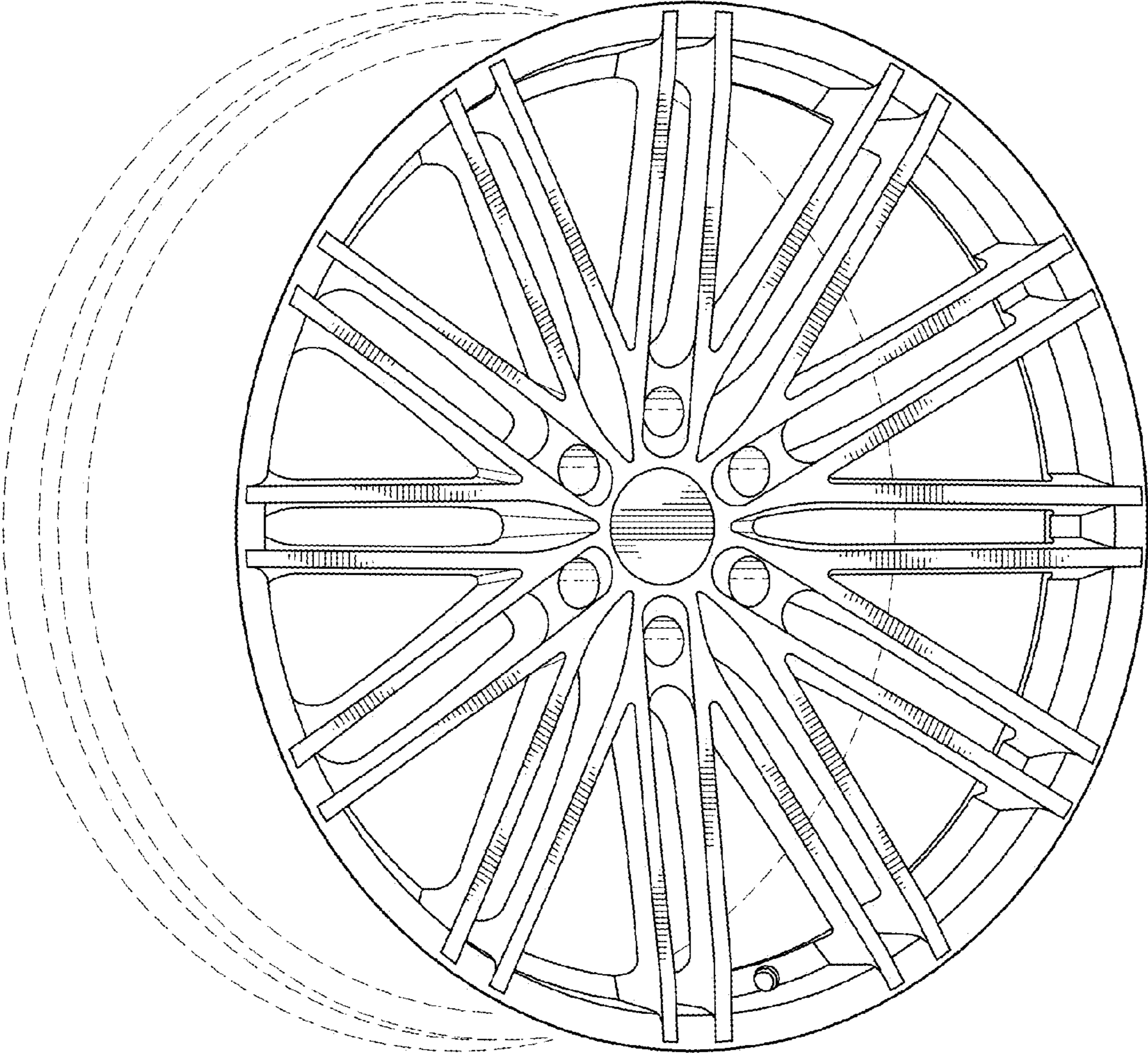


FIG. 4