



US00D688152S

(12) **United States Design Patent**  
**Kala**

(10) **Patent No.:** **US D688,152 S**

(45) **Date of Patent:** **\*\* Aug. 20, 2013**

(54) **ARTICLE OF JEWELRY**

(75) Inventor: **Afshan Pankaj Kala**, Mumbai (IN)

(73) Assignee: **Jewelex New York, Ltd.**, New York, NY (US)

(\*\*) Term: **14 Years**

(21) Appl. No.: **29/425,534**

(22) Filed: **Jun. 25, 2012**

(51) **LOC (9) Cl.** ..... **11-01**

(52) **U.S. Cl.**  
USPC ..... **D11/79**

(58) **Field of Classification Search**  
USPC ..... D11/40-86, 1, 2; 63/3, 3.1, 3.2,  
63/4, 12, 1.11, 20, 23, 18

See application file for complete search history.

(56) **References Cited**

**U.S. PATENT DOCUMENTS**

D186,460 S *	10/1959	Kunzmann	.....	D11/79
D260,140 S *	8/1981	Bicenko	.....	D11/79
D337,740 S *	7/1993	Rowray	.....	D11/43
D344,910 S *	3/1994	Nelson	.....	D11/78
D429,474 S *	8/2000	Stein	.....	D11/79
D454,516 S *	3/2002	Kim	.....	D11/79
D520,899 S *	5/2006	Lawlor et al.	.....	D11/79
D533,478 S *	12/2006	McDonald	.....	D11/79
D553,044 S *	10/2007	Deo	.....	D11/79
D570,240 S *	6/2008	Gruosi-Scheufele	.....	D11/79
D595,178 S *	6/2009	Colombani	.....	D11/79
D614,075 S *	4/2010	Kothari	.....	D11/79

D616,326 S *	5/2010	Ventura	.....	D11/79
D619,032 S *	7/2010	Papadimitriou	.....	D11/43
D621,739 S *	8/2010	Marks	.....	D11/79
D628,115 S *	11/2010	Papadimitriou	.....	D11/79
D631,386 S *	1/2011	Ventura	.....	D11/79
D653,985 S *	2/2012	Sandberg	.....	D11/79
D653,991 S *	2/2012	Sandberg	.....	D11/179
D658,530 S *	5/2012	Papadimitriou	.....	D11/43
D659,047 S *	5/2012	Papadimitriou	.....	D11/79
D660,745 S *	5/2012	Papadimitriou	.....	D11/43

\* cited by examiner

*Primary Examiner* — Jennifer Rivard

*Assistant Examiner* — Melanie Pellegrini

(74) *Attorney, Agent, or Firm* — Thomas I. Rozsa

(57) **CLAIM**

The ornamental design for an article of jewelry, as shown and described.

**DESCRIPTION**

FIG. 1 is a perspective view showing my new design for the article of jewelry;

FIG. 2 is a top view thereof;

FIG. 3 is a bottom view thereof;

FIG. 4 is a front view thereof;

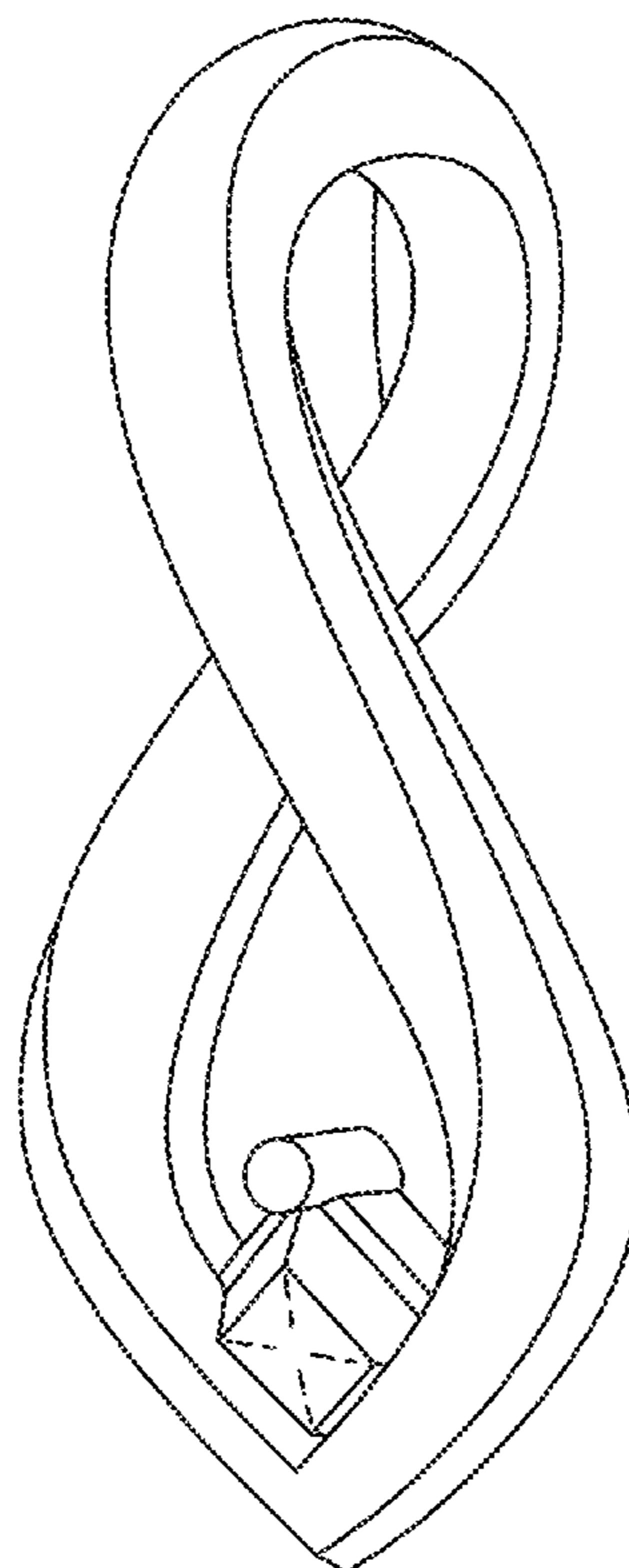
FIG. 5 is a rear view thereof;

FIG. 6 is a side view thereof when viewed from the left side; and,

FIG. 7 is a side view thereof when viewed from the right side.

The broken lines shown in the drawings illustrate portions of the article of jewelry and form no part of the claimed design.

**1 Claim, 7 Drawing Sheets**



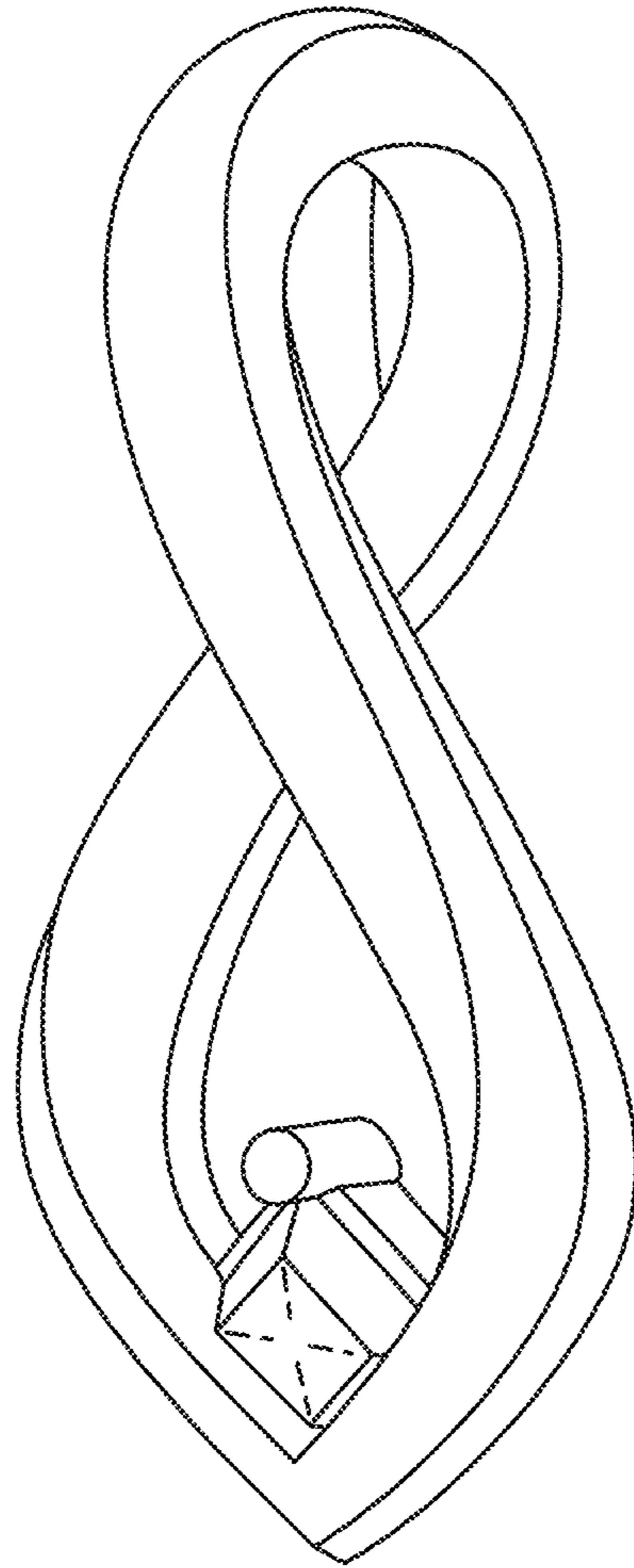


FIG. 1




FIG. 2

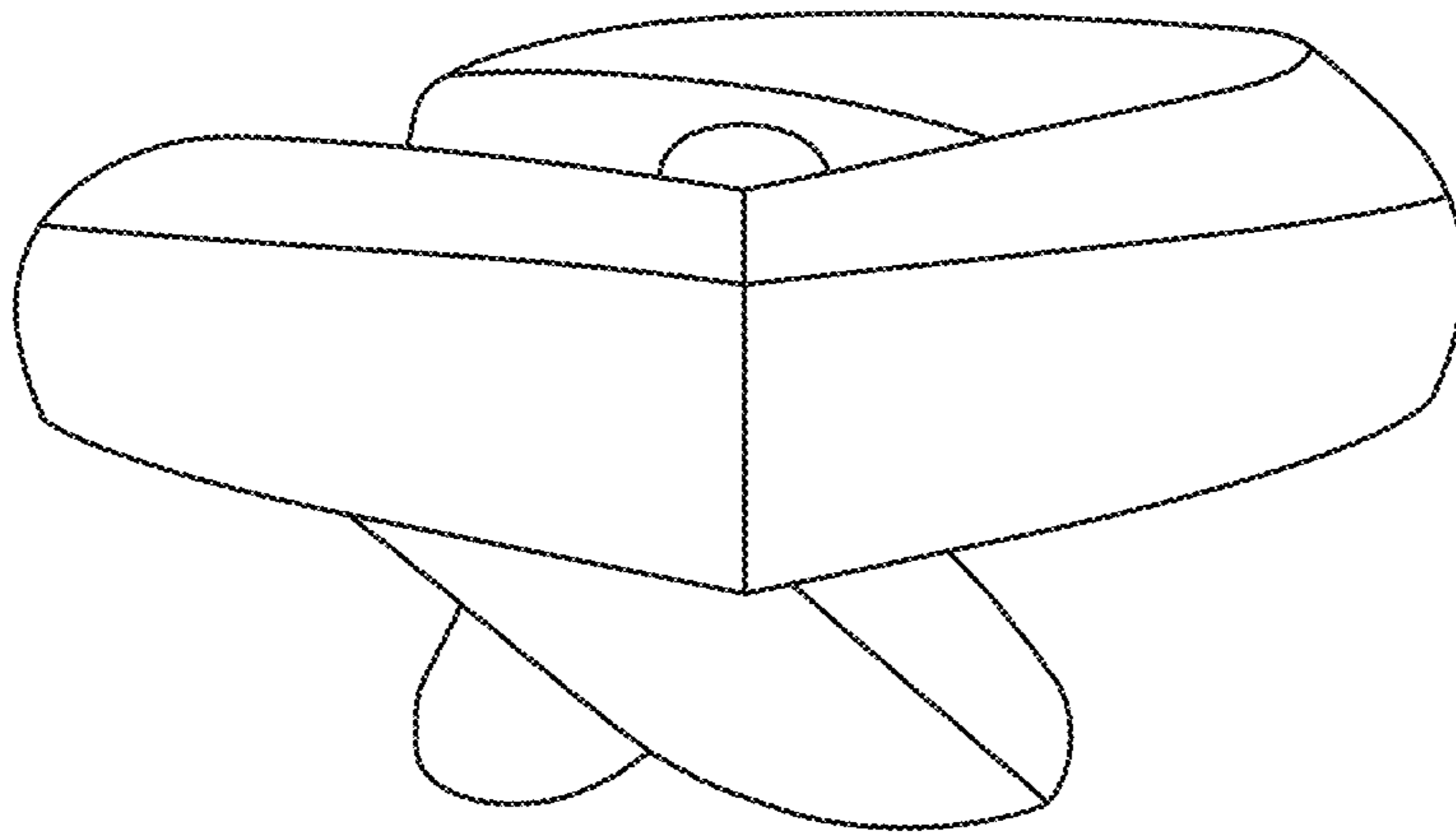


FIG. 3

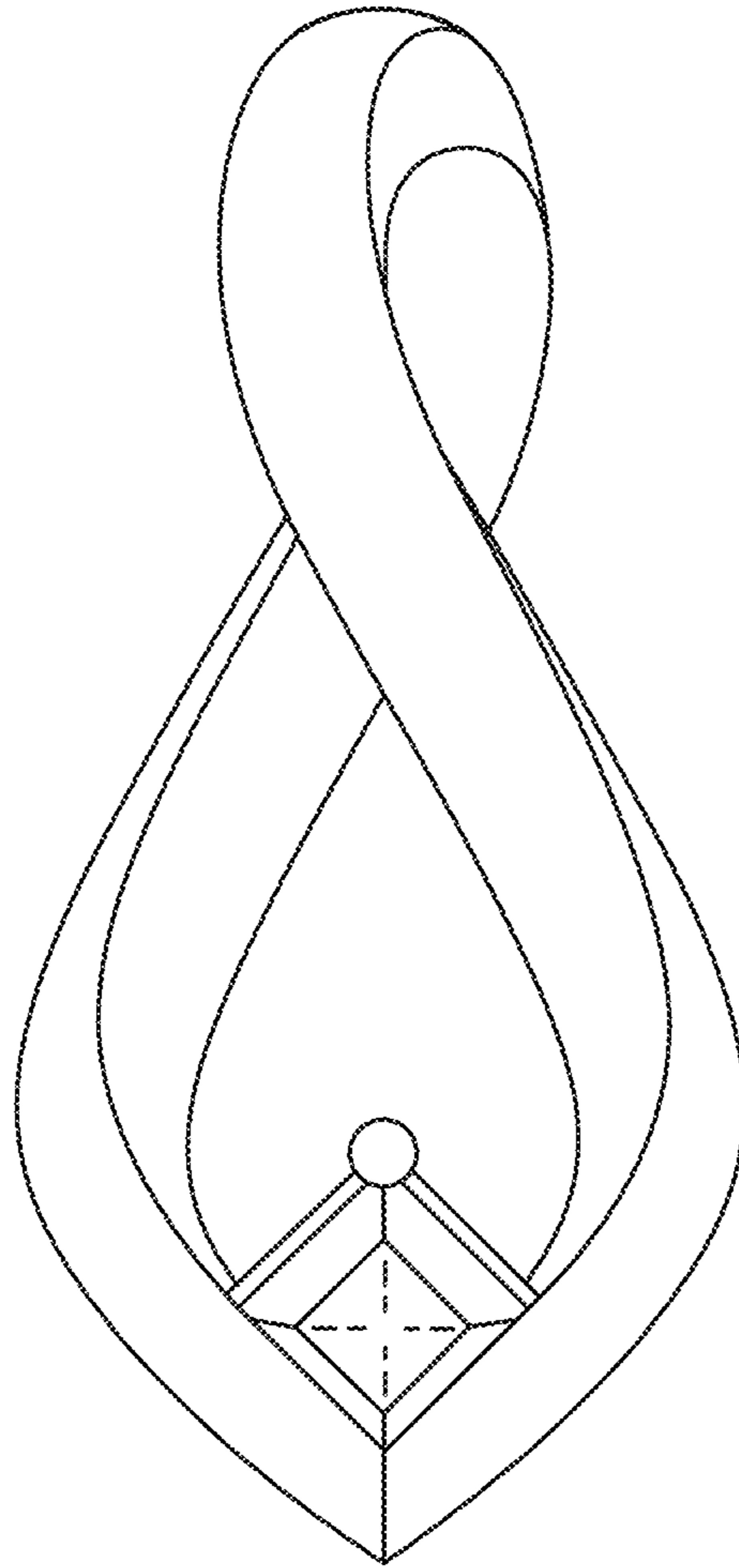


FIG. 4

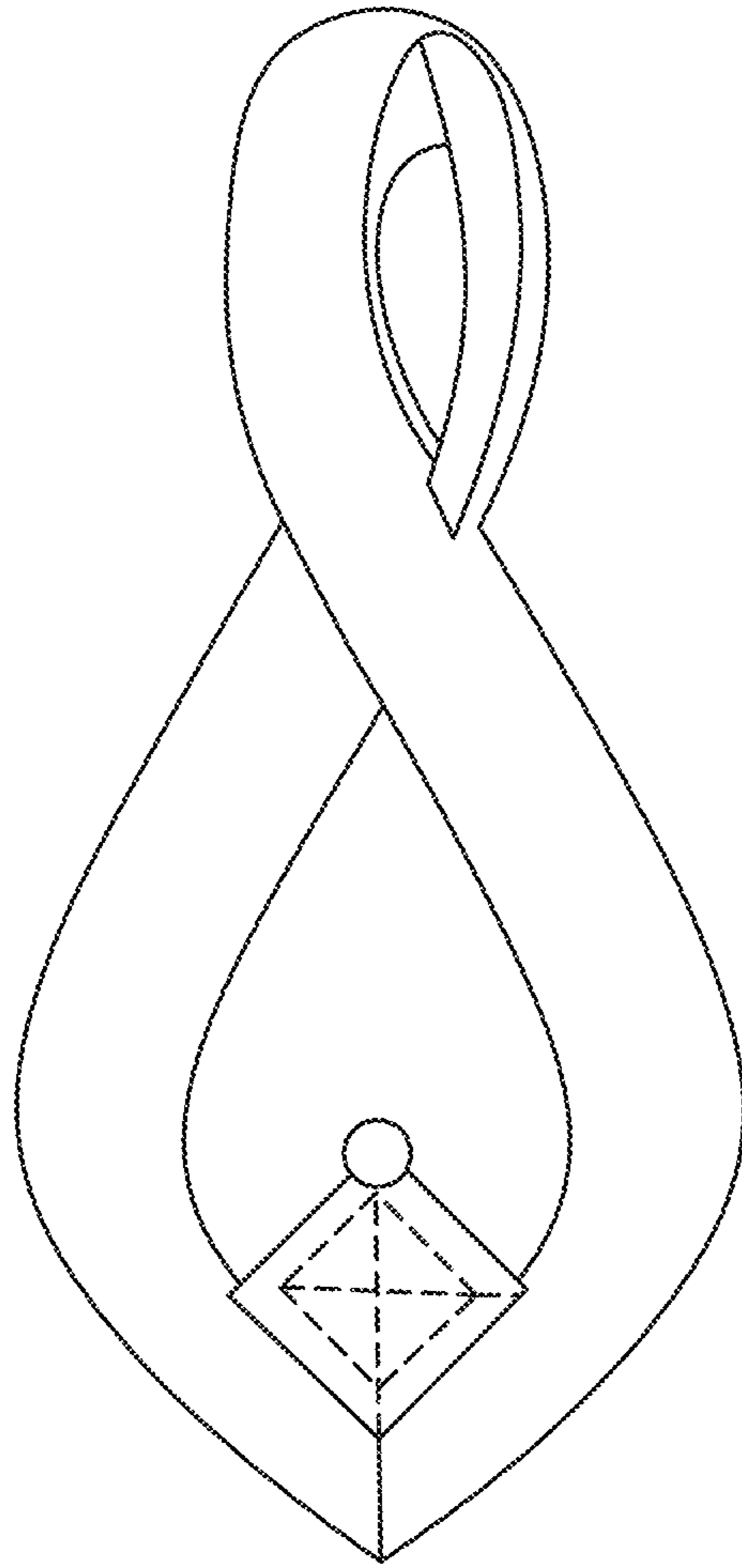


FIG. 5

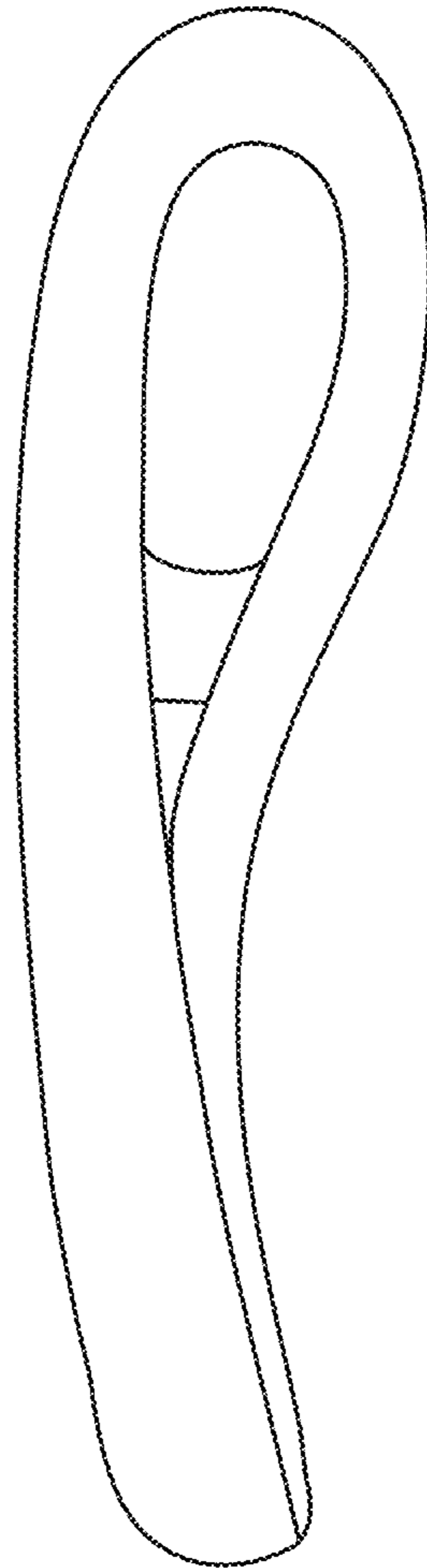


FIG. 6

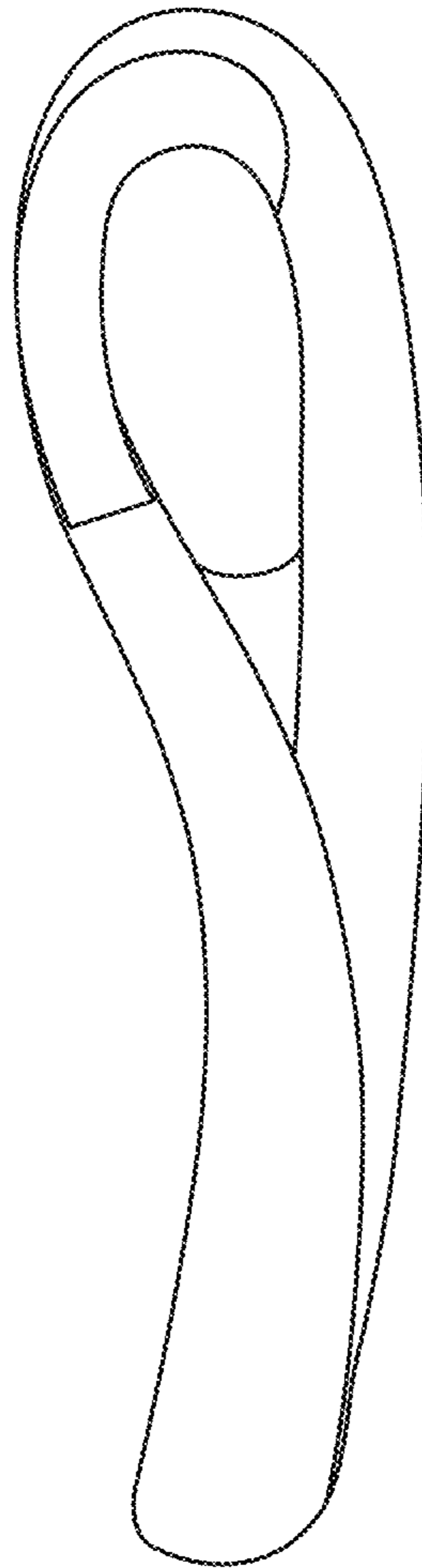


FIG. 7