



US00D688111S

(12) **United States Design Patent**  
**Song et al.**

(10) **Patent No.:** **US D688,111 S**

(45) **Date of Patent:** **\*\* Aug. 20, 2013**

(54) **VEHICLE FRONT DOOR HANDLE**

(75) Inventors: **Solomon H. Song**, Farmington Hills, MI (US); **Darrell Paul Behmer**, Novi, MI (US)

(73) Assignee: **Ford Motor Company**, Dearborn, MI (US)

(\*\*) Term: **14 Years**

(21) Appl. No.: **29/416,969**

(22) Filed: **Mar. 29, 2012**

(51) **LOC (9) Cl.** ..... **08-06**

(52) **U.S. Cl.**  
USPC ..... **D8/302**

(58) **Field of Classification Search**  
USPC ..... D8/300, 302, 308; 16/110.1, 412, 16/444; 292/336.3, 216, DIG. 23, 336.2; 70/208, 224; D12/195  
See application file for complete search history.

(56) **References Cited**

U.S. PATENT DOCUMENTS

2,345,371	A *	3/1944	Amrine	16/444
2,585,331	A *	2/1952	King	70/455
2,872,235	A *	2/1959	Brueder	292/336.3
D185,476	S *	6/1959	Westman	D8/320
3,194,596	A *	7/1965	Jakeway	292/336.3
3,507,132	A *	4/1970	Kurt	70/224
6,007,122	A *	12/1999	Linder et al.	292/336.3
6,239,693	B1 *	5/2001	Benard et al.	340/426.26

6,401,302	B1 *	6/2002	Josserand et al.	16/444
6,719,336	B2 *	4/2004	Sato	292/336.3
7,437,803	B2 *	10/2008	Watanabe et al.	16/412
D585,719	S *	2/2009	Imai et al.	D8/302
D593,396	S *	6/2009	Habib	D8/308
7,600,795	B2 *	10/2009	Cummins et al.	292/336.3
D621,679	S *	8/2010	Ectors et al.	D8/302
8,162,360	B2 *	4/2012	Takaya et al.	292/336.3
D672,219	S *	12/2012	Blanski et al.	D8/302
2003/0111850	A1 *	6/2003	Kwak	292/336.3

\* cited by examiner

*Primary Examiner* — Paula Greene

(74) *Attorney, Agent, or Firm* — Damian Porcari


(57) **CLAIM**

The ornamental design for a vehicle front door handle, as shown and described.

**DESCRIPTION**

FIG. 1 is a top plan view of a vehicle front door handle; FIG. 2 is a bottom plan view of the vehicle front door handle; FIG. 3 is a front elevational view of the vehicle front door handle; FIG. 4 is a rear elevational view of the vehicle front door handle; FIG. 5 is a left side elevational view of the vehicle front door handle; FIG. 6 is a perspective view of the vehicle front door handle; and, FIG. 7 is another perspective view of the vehicle front door handle.

**1 Claim, 7 Drawing Sheets**



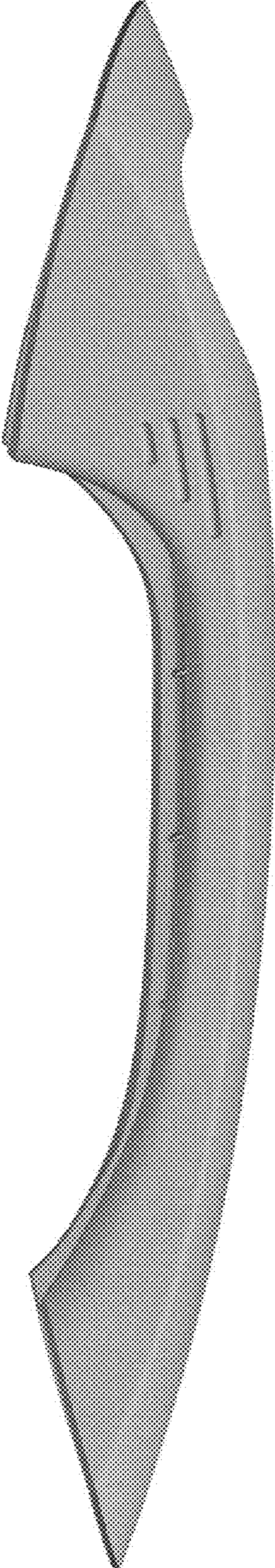



Figure 1

Figure 2




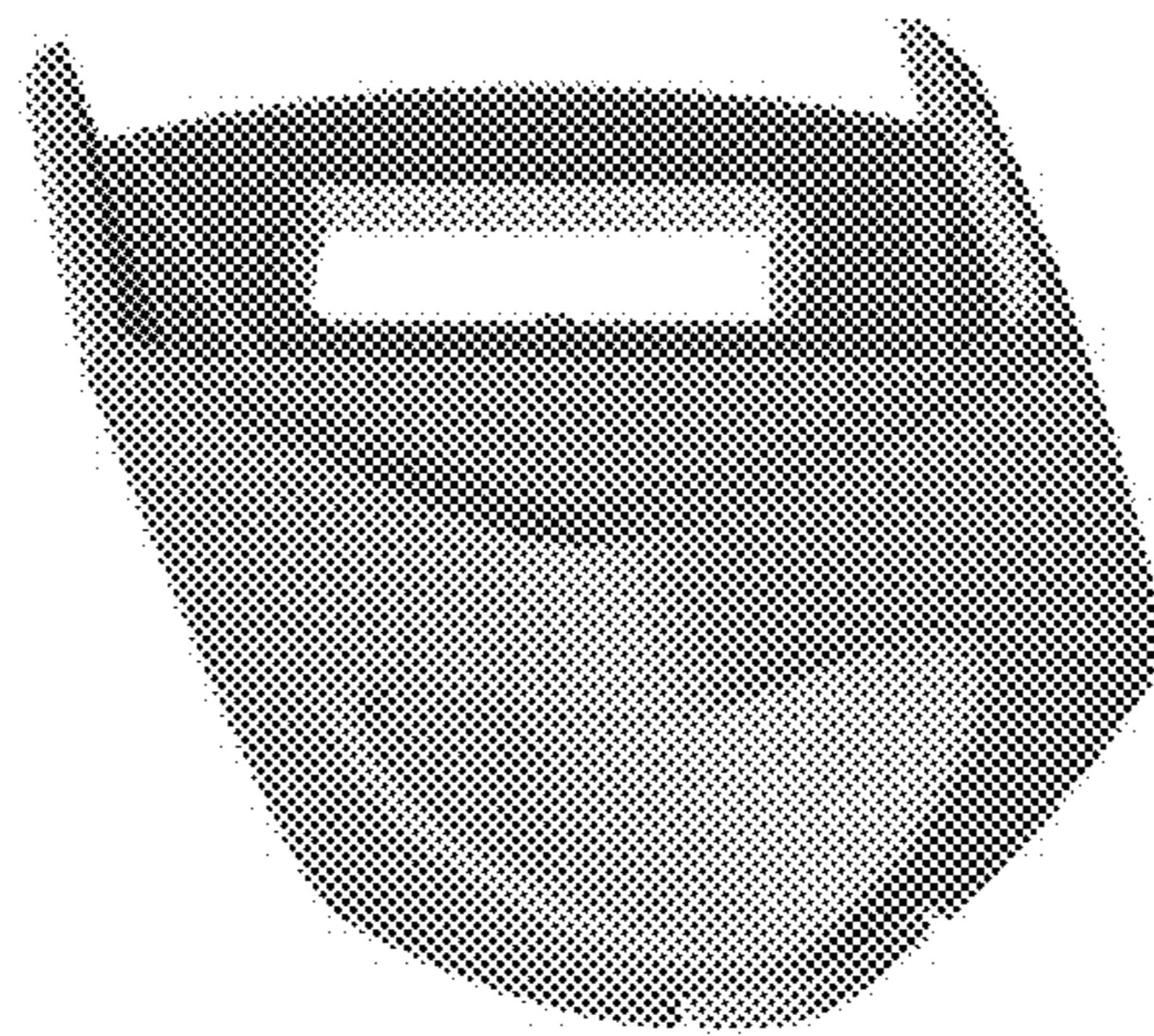


Figure 3



*Figure 4*




Figure 5



Figure 6




Figure 7