



US00D688108S

(12) **United States Design Patent**
Hsieh

(10) **Patent No.:** **US D688,108 S**

(45) **Date of Patent:** **** Aug. 20, 2013**

(54) **WRENCH**

(71) Applicant: **Kabo Tool Company**, Taichung (TW)

(72) Inventor: **Chih-Ching Hsieh**, Taichung (TW)

(73) Assignee: **Kabo Tool Company**, Taichung (TW)

(**) Term: **14 Years**

(21) Appl. No.: **29/434,354**

(22) Filed: **Oct. 12, 2012**

(30) **Foreign Application Priority Data**

Apr. 13, 2012 (TW) 101302066

(51) **LOC (9) Cl.** **08-05**

(52) **U.S. Cl.**
USPC **D8/28**

(58) **Field of Classification Search**
USPC D8/21-29; 81/60, 177.1, 177.85,
81/121.1, 124.3, 165-170, 110.1, 176.2,
81/124.6, 176.1, 176.15, 177.2, 186, 125,
81/119, 180.1, 185.02; 16/110.1; D15/144.1;
219/75, 227, 229, 121.16, 121.18
See application file for complete search history.

(56) **References Cited**

U.S. PATENT DOCUMENTS

D433,896 S * 11/2000 Wei D8/28
D441,625 S * 5/2001 Chen D8/28
D476,868 S * 7/2003 Wright et al. D8/28
D484,375 S * 12/2003 Hsieh D8/28

D507,465 S * 7/2005 Hu D8/27
D520,824 S * 5/2006 Hsien D8/28
D562,655 S * 2/2008 Chen D8/28
D631,311 S * 1/2011 Yang D8/28
D632,147 S * 2/2011 Yang D8/28
D658,462 S * 5/2012 Hsieh D8/28
D661,560 S * 6/2012 Chang D8/28
D662,799 S * 7/2012 Hsieh D8/28

* cited by examiner

Primary Examiner — Raphael Barkai

Assistant Examiner — Randall Gholson

(74) *Attorney, Agent, or Firm* — CKC & Partners Co., Ltd.

(57) **CLAIM**

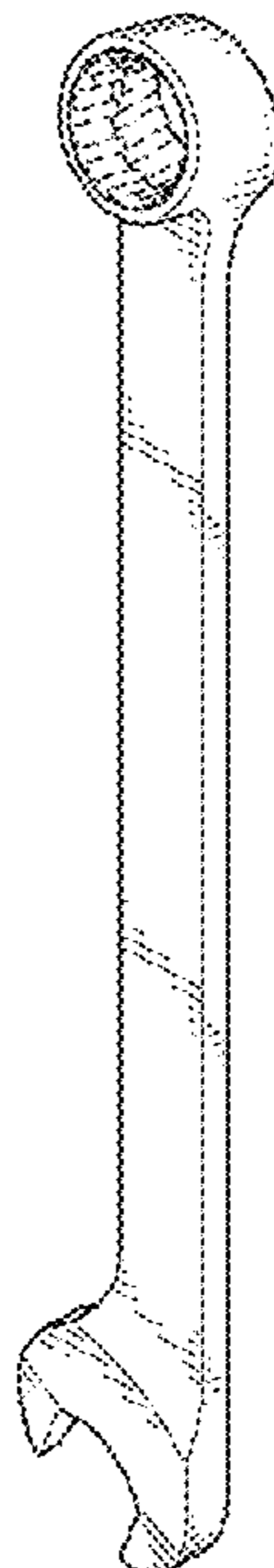
The ornamental design for a wrench, as shown.

DESCRIPTION

FIG. 1 is a perspective view of a wrench showing my new design;
FIG. 2 is another perspective view thereof;
FIG. 3 is a front view thereof;
FIG. 4 is a rear view thereof;
FIG. 5 is a left side view thereof, wherein the edge of the open end of the wrench extends at an angle from the center to the end of the wrench;
FIG. 6 is a right side view thereof;
FIG. 7 is a top view thereof; and,
FIG. 8 is a bottom view thereof.

The broken lines shown in the drawings are included for illustrating unclaimed features of the wrench and form no part of the claimed design.

1 Claim, 7 Drawing Sheets



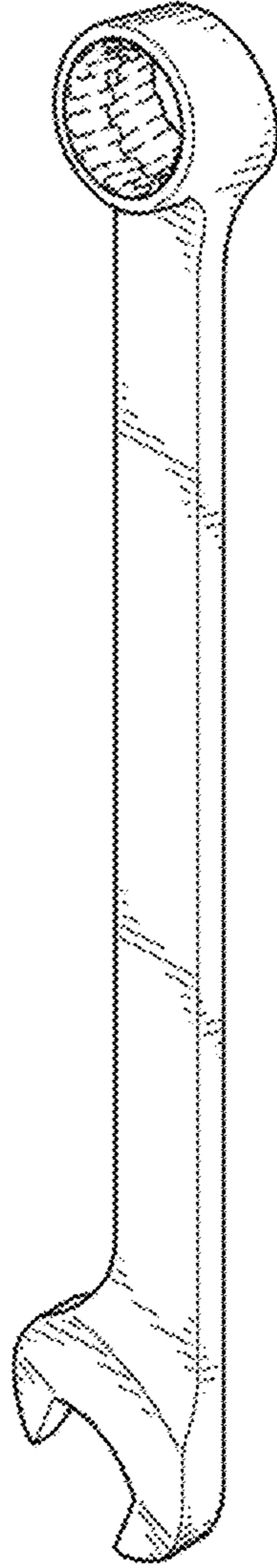


Fig. 1

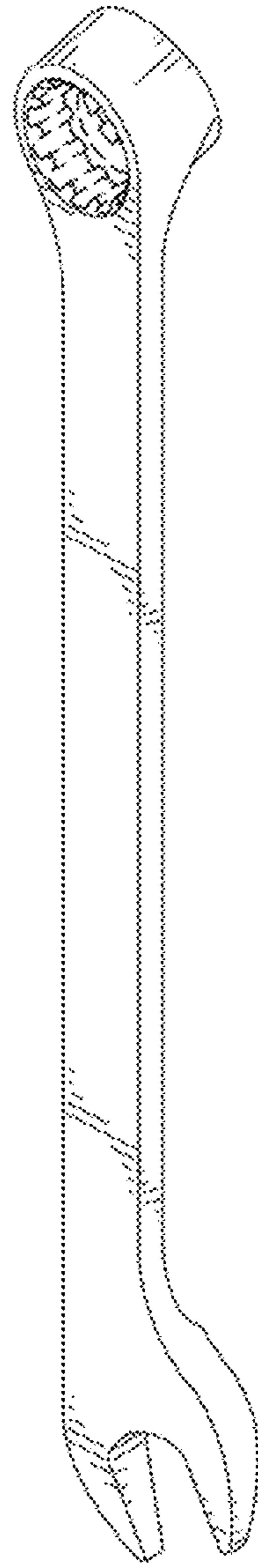


Fig. 2




Fig. 3




Fig. 4




Fig. 5




Fig. 6

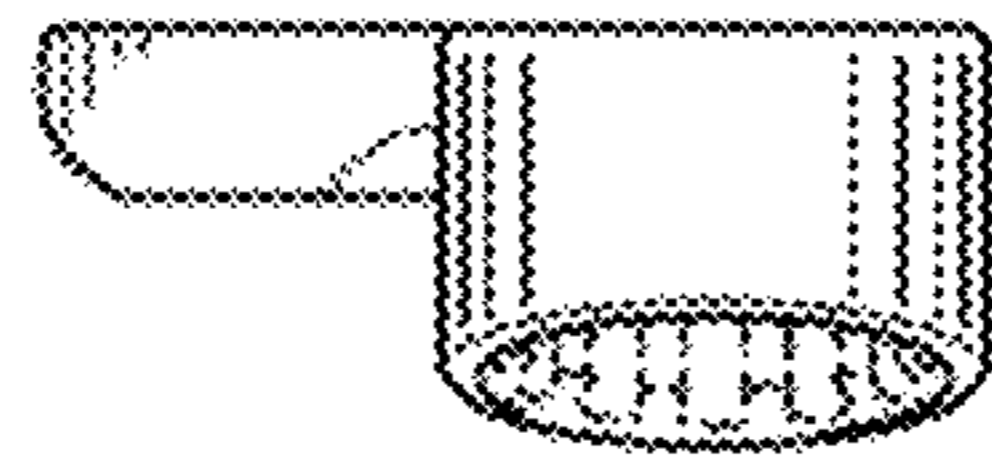


Fig. 7



Fig. 8