



US00D688091S

(12) **United States Design Patent**
Golota et al.

(10) **Patent No.:** **US D688,091 S**

(45) **Date of Patent:** **** Aug. 20, 2013**

(54) **LID**

(75) Inventors: **George A. Golota**, Glenview, IL (US);
Andrei Voityna, Chicago, IL (US)

(73) Assignee: **D&W Fine Pack**, Elk Grove Village, IL
(US)

(**) Term: **14 Years**

(21) Appl. No.: **29/402,567**

(22) Filed: **Sep. 23, 2011**

(51) **LOC (9) Cl.** **07-02**

(52) **U.S. Cl.**
USPC **D7/392**; D9/435

(58) **Field of Classification Search**
USPC D7/391, 392, 392.1, 505, 538, 629;
D9/424, 425, 434, 435, 447; 206/1.5, 221,
206/223, 542; 220/212, 270, 282, 324, 326,
220/369, 521, 524, 526, 574, 783, 780, 788,
220/792, 793

See application file for complete search history.

(56) **References Cited**

U.S. PATENT DOCUMENTS

3,424,342	A *	1/1969	Scopp et al.	220/793
3,447,714	A *	6/1969	Elliot	206/1.5
D289,719	S *	5/1987	Daenen et al.	D7/392.1
D360,336	S *	7/1995	Bitel, Jr.	D7/392.1
5,833,116	A *	11/1998	Guillin	220/783

D403,583	S *	1/1999	Nask et al.	D9/435
D443,184	S *	6/2001	Maxwell et al.	D7/629
D448,288	S *	9/2001	Zettle et al.	D9/425
D462,880	S *	9/2002	Maxwell et al.	D7/629
D465,382	S *	11/2002	Wolf et al.	D7/392.1
D468,206	S *	1/2003	Weiss et al.	D9/447
D476,567	S *	7/2003	Weiss et al.	D9/454
D502,049	S *	2/2005	Munson et al.	D7/392.1
D539,081	S *	3/2007	Leibowitz	D7/392.1
D627,219	S *	11/2010	Golota et al.	D9/424
D631,745	S *	2/2011	Lawrence et al.	D9/435
D664,843	S *	8/2012	Golota et al.	D9/425
2010/0084401	A1 *	4/2010	Golota et al.	220/270

* cited by examiner

Primary Examiner — Susan E Krakower

(74) *Attorney, Agent, or Firm* — Cardinal Law Group

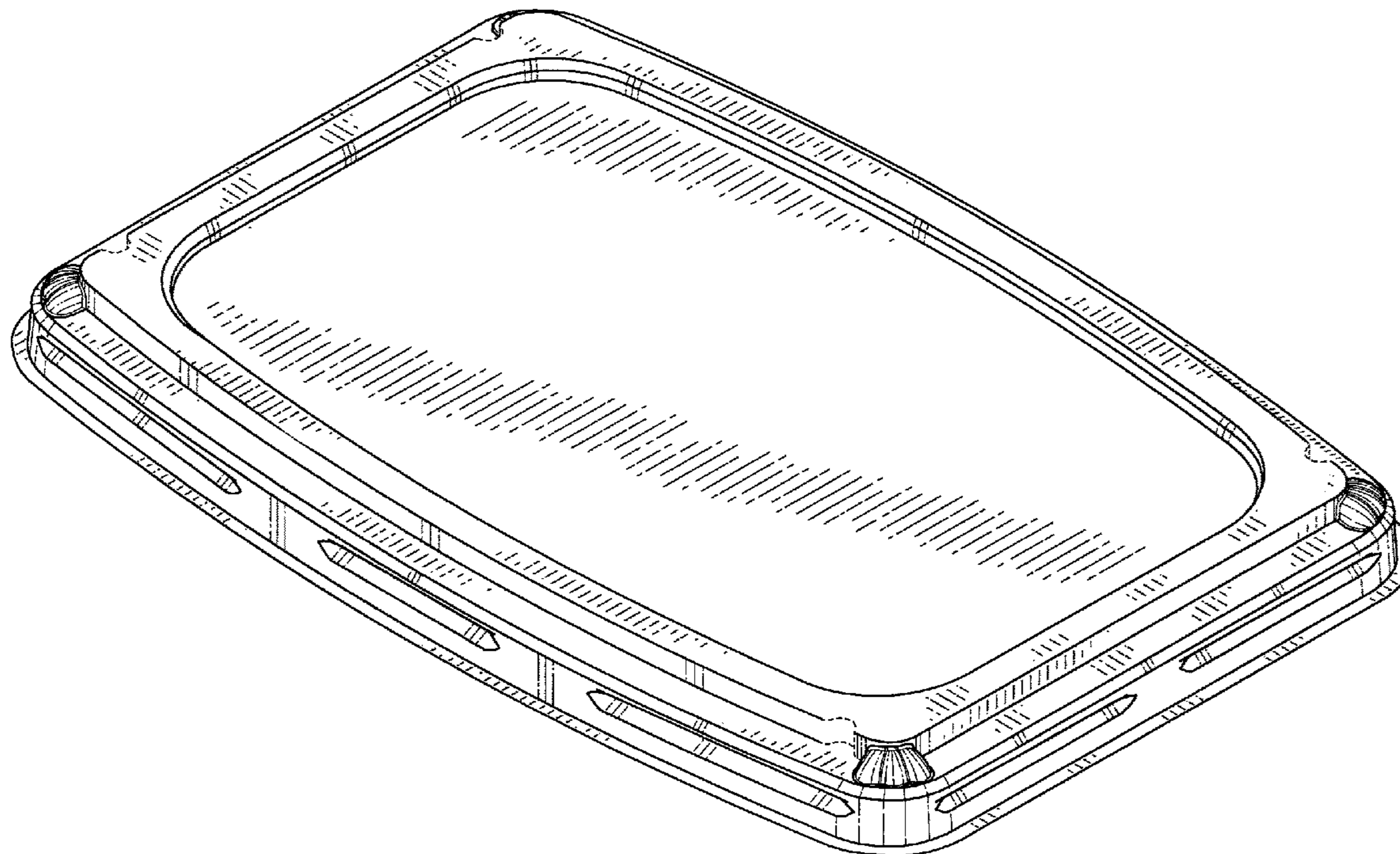
(57) **CLAIM**

An ornamental design for a lid, as shown and described.

DESCRIPTION

FIG. 1 is a top perspective view of the lid;
 FIG. 2 is a bottom perspective view of the lid;
 FIG. 3 is a top view of the lid;
 FIG. 4 is a bottom view of the lid;
 FIG. 5 is a front side view of the lid;
 FIG. 6 is a back side view of the lid;
 FIG. 7 is a left side view of the lid; and,
 FIG. 8 is a right side view of the lid.
 The broken lines illustrate portions of the lid which form no part of the claimed design.

1 Claim, 6 Drawing Sheets



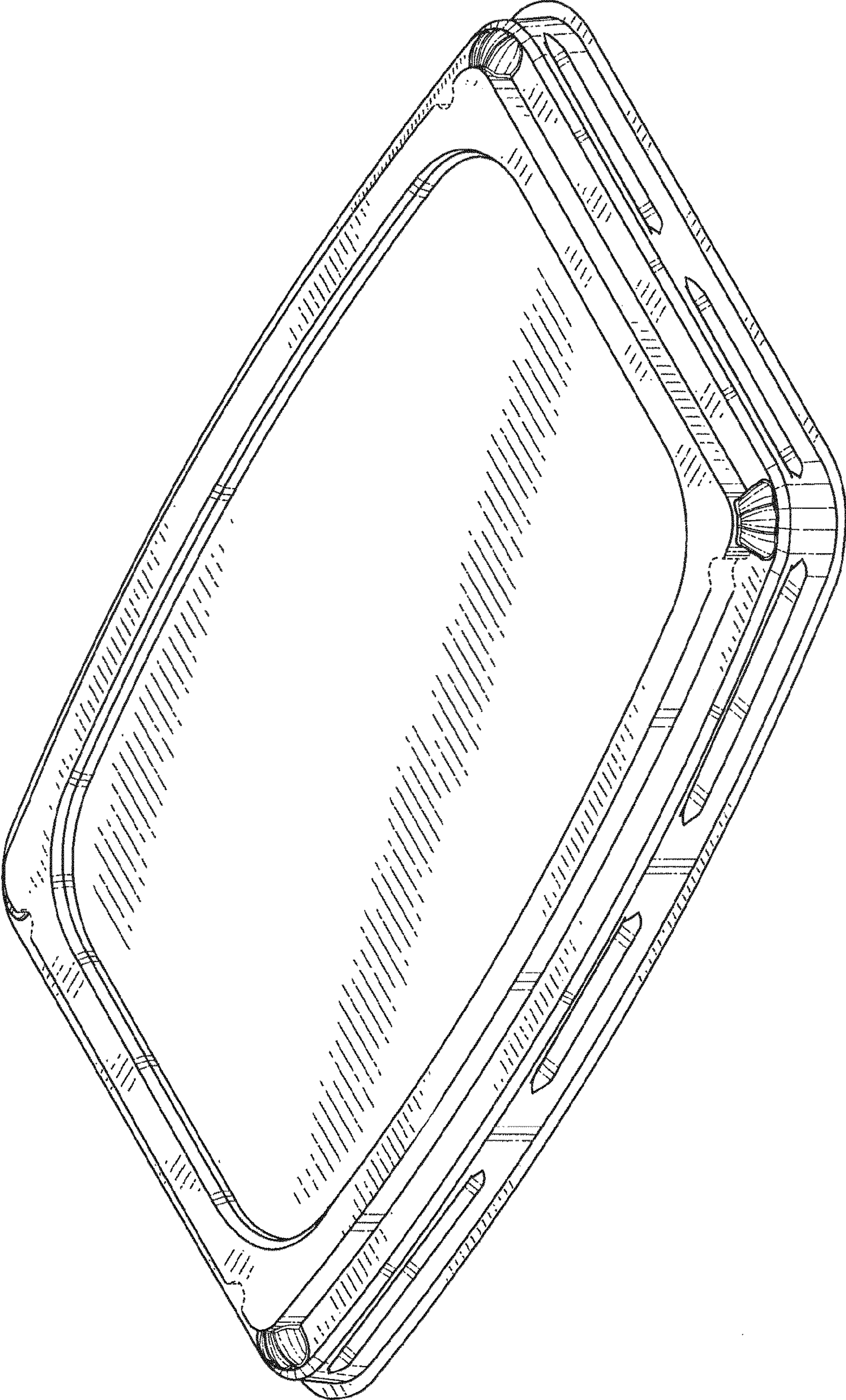


FIG. 1

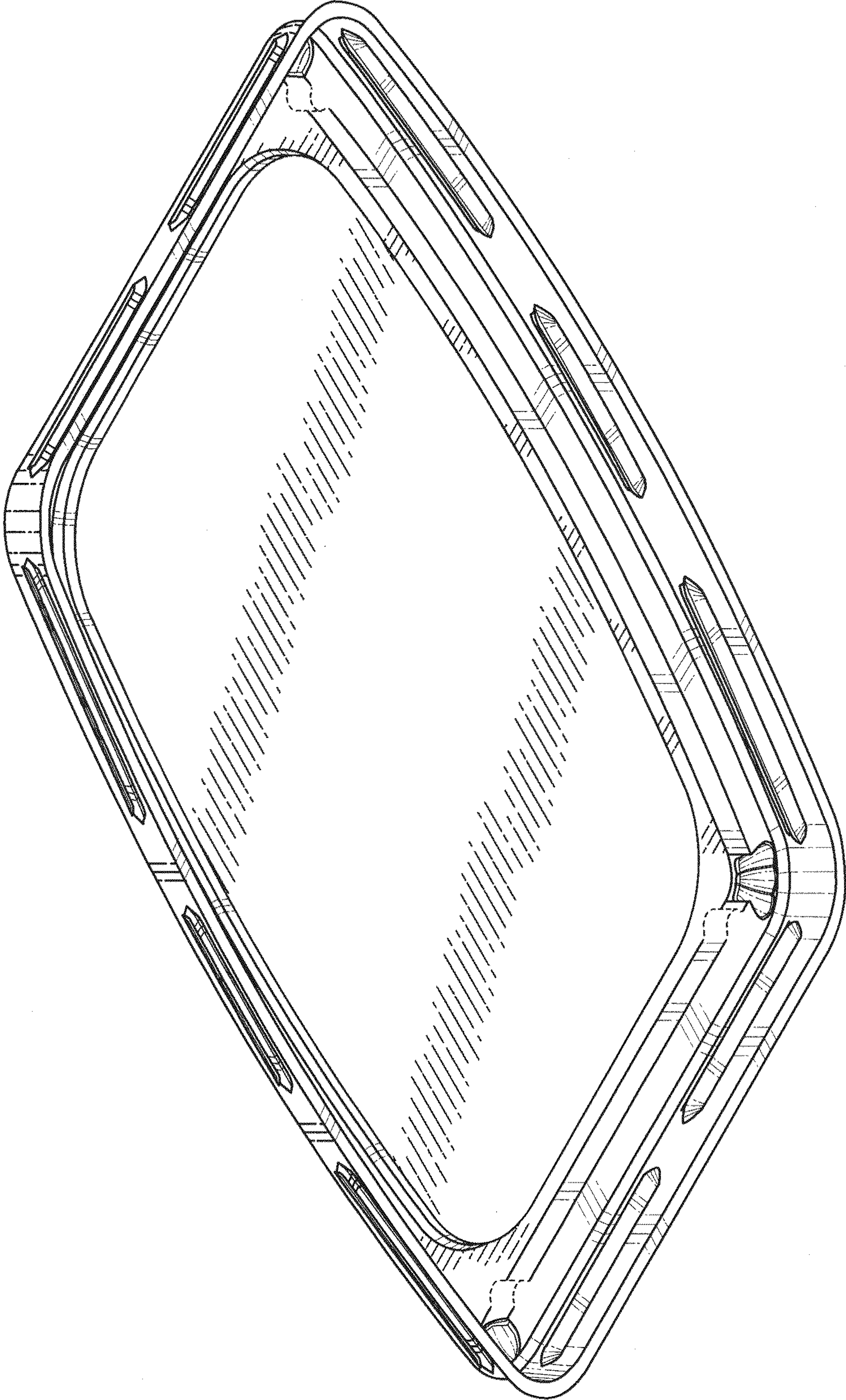


FIG. 2

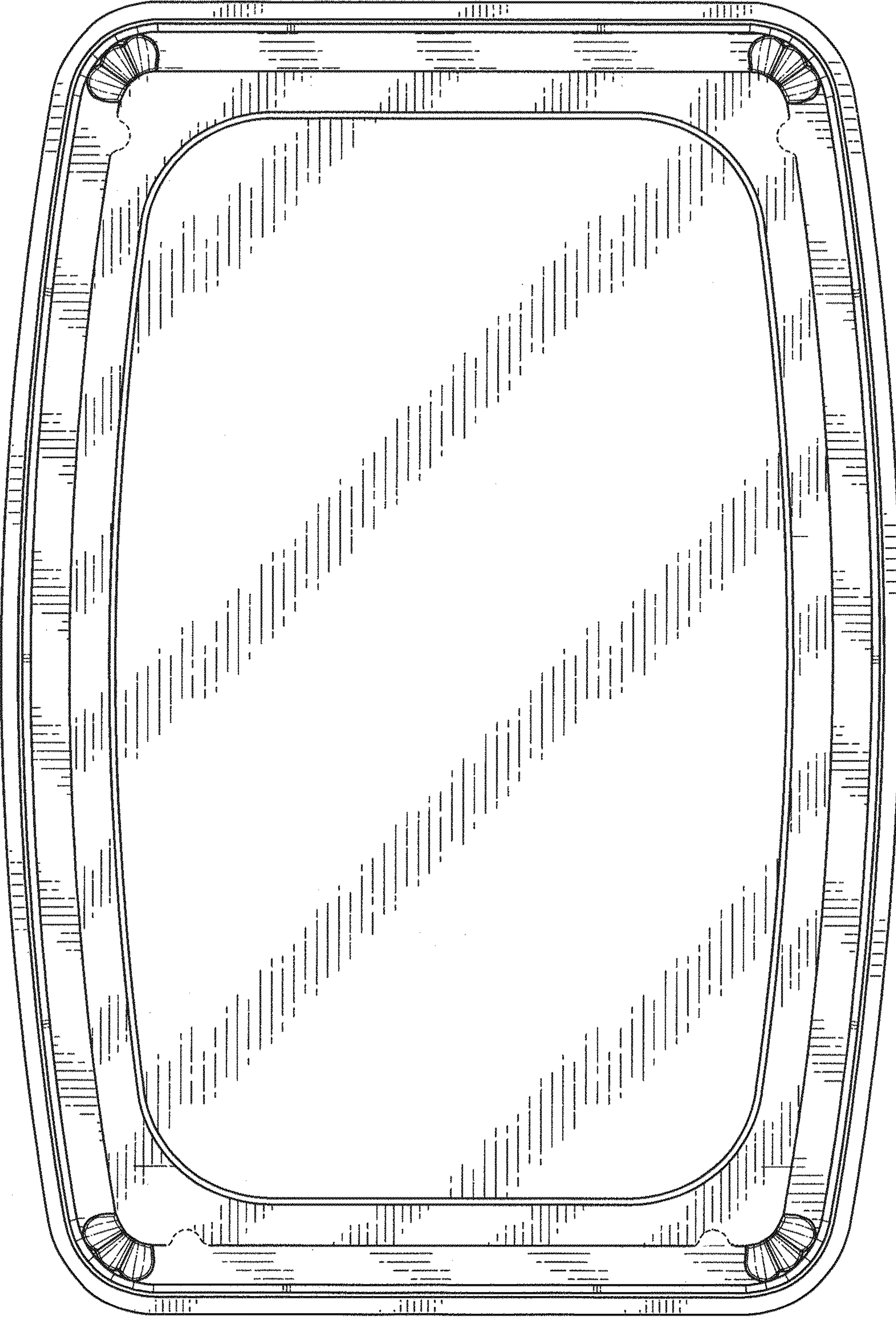


FIG. 3

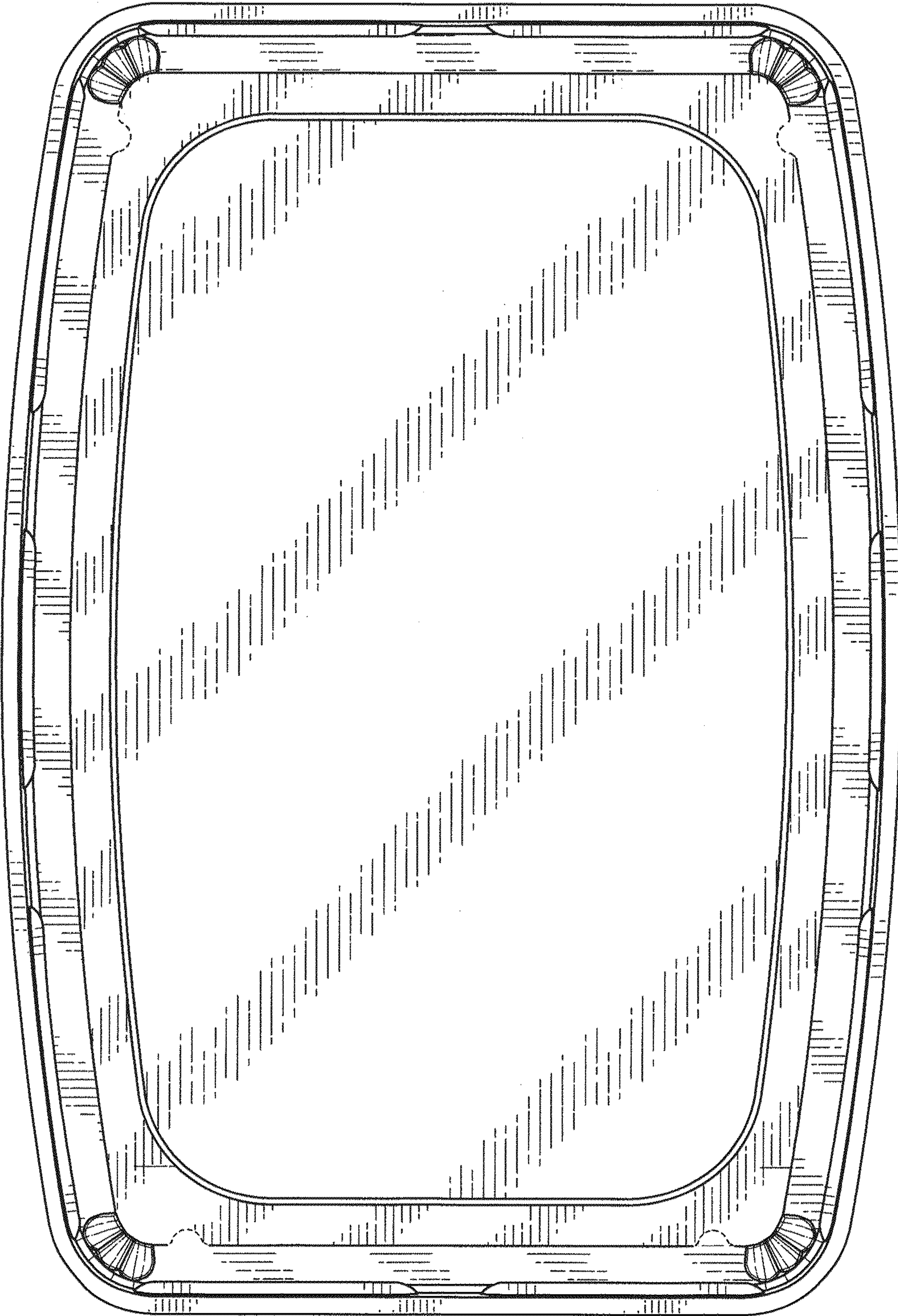


FIG. 4




FIG. 5




FIG. 6




FIG. 7




FIG. 8