



US00D688085S

(12) **United States Design Patent**
Harris et al.

(10) **Patent No.:** **US D688,085 S**

(45) **Date of Patent:** **** Aug. 20, 2013**

(54) **BAKING PAN**

(56) **References Cited**

(71) Applicant: **Columbia Insurance Company,**
Omaha, NE (US)

U.S. PATENT DOCUMENTS

(72) Inventors: **E. Mark Harris,** McHenry, IL (US);
William Lupkes, Glendale Heights, IL
(US); **James C. Hand,** Glen Ellyn, IL
(US)

D23,522	S	*	7/1894	Low	D99/34
D23,930	S	*	1/1895	Kroeter	D7/357
855,565	A	*	6/1907	Greenhouse	206/562
D51,881	S	*	3/1918	Evans	D7/357
1,399,449	A	*	12/1921	Trethewey	30/301
D69,852	S	*	4/1926	Stockstrom	D23/418
1,736,122	A	*	11/1929	La Duke	126/390.1
1,962,556	A	*	6/1934	Eberhardt, Jr.	206/562
2,844,258	A	*	7/1958	Faber	211/14
3,034,496	A	*	5/1962	Greenwald	126/261
3,311,225	A	*	3/1967	Kidd	220/507
D228,443	S	*	9/1973	Mitchell	D9/755
D251,536	S	*	4/1979	Hansen	D7/357

(73) Assignee: **Columbia Insurance Company,**
Omaha, NE (US)

(**) Term: **14 Years**

(Continued)

(21) Appl. No.: **29/436,131**

OTHER PUBLICATIONS

(22) Filed: **Nov. 1, 2012**

The Pampered Chef Fall/Winter 2011 Product Catalog (published at least as early as Sep. 2011) Cake Pan Set and Silicone Crown Cake Pan pp. 42 and 43.

(51) **LOC (9) Cl.** **07-02**

(52) **U.S. Cl.**

USPC **D7/357; D7/354**

Primary Examiner — Ricky Pham

(58) **Field of Classification Search**

USPC D3/313; D7/323, 329–331, 337,
D7/339, 346–347, 350.1–350.4, 352–367,
D7/387–388, 391, 392.1, 393, 395, 402, 407–410,
D7/500–505, 538–545, 552.1, 552.2, 553.6,
D7/554.2, 555, 566, 584–587, 602, 672–674;
D9/34, 416, 424–425, 430–434, 755; D23/418;
D99/34; 30/301; 99/324–325, 331–332,
99/337–349, 358, 369–376, 380, 389, 400–418,
99/422–426, 444–446, 483; 126/9 B, 37 R,
126/261, 378.1, 390.1; 206/501–505, 507–508,
206/518, 562; 211/14; 219/386, 400, 405,
219/429–442, 450.1, 452.13, 460.1, 620–624,
219/725, 730–735; 220/4.21–4.24, 23.8,
220/315, 507, 573.1–573.5, 629, 675, 743,
220/756, 769, 912; 426/132, 438, 441, 549

(74) *Attorney, Agent, or Firm* — Neal, Gerber & Eisenberg
LLP

(57) **CLAIM**

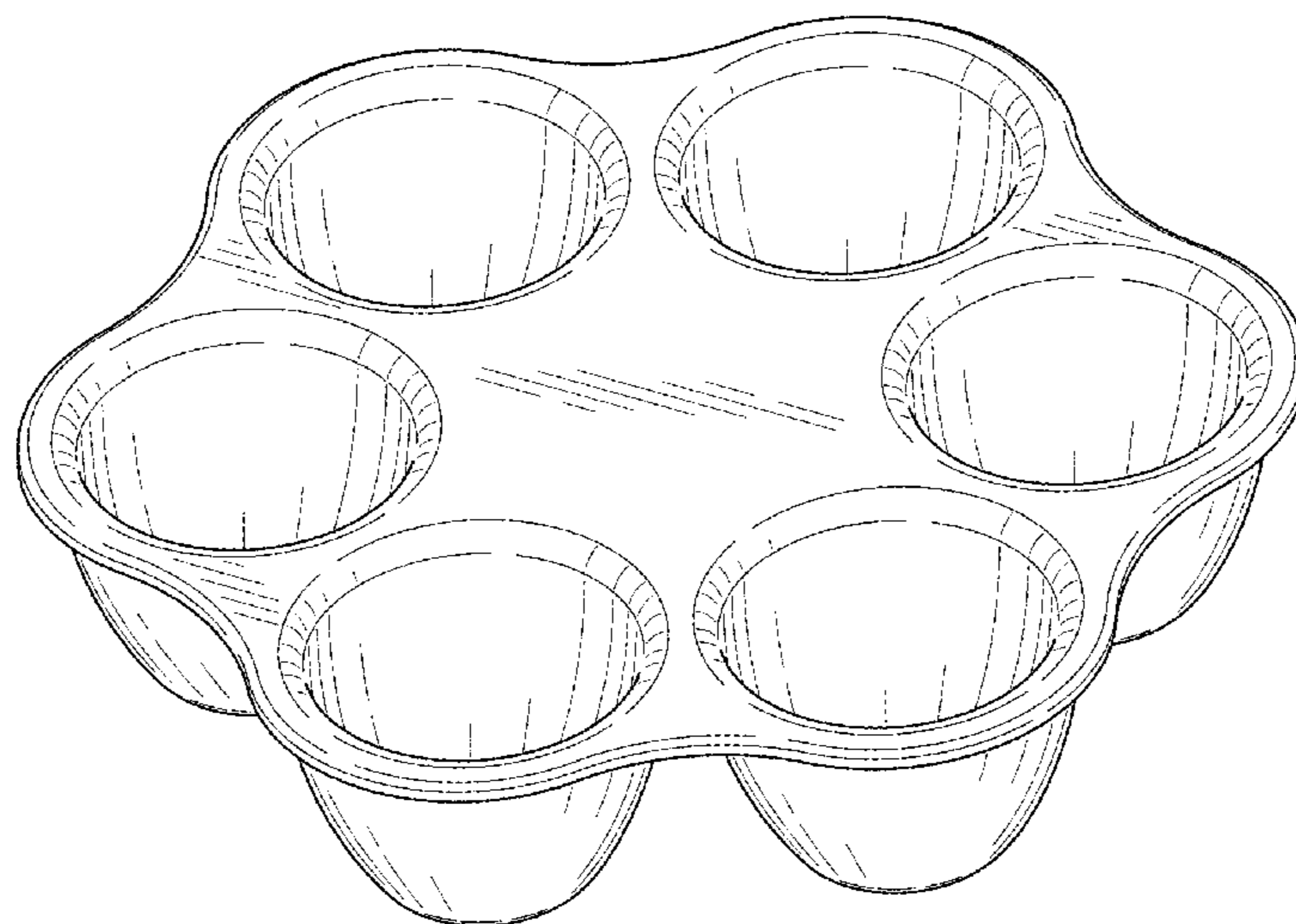
The design for the baking pan, as shown and described.

DESCRIPTION

FIG. 1 is a top perspective view of our new design of a baking pan;
FIG. 2 is a front elevational view thereof, the rear elevational view being identical thereto;
FIG. 3 is a side elevational view thereof, the other side elevational view being identical thereto;
FIG. 4 is a top plan view thereof; and,
FIG. 5 is a bottom plan view.
The broken lines in the drawings illustrate the portions of the design that form no part of the claim.

See application file for complete search history.

1 Claim, 4 Drawing Sheets



(56)

References Cited

U.S. PATENT DOCUMENTS

D252,066 S * 6/1979 Jeambey D7/357
D269,935 S * 8/1983 Powers D7/357
D372,840 S * 8/1996 Cousins D7/541
D393,775 S * 4/1998 Otero D7/553.6
D397,588 S * 9/1998 Mishan D7/672
D408,655 S * 4/1999 Khalaj D6/457
D461,677 S 8/2002 Bradley

D466,758 S 12/2002 Bradley
D528,865 S * 9/2006 Barton D7/554.2
D529,764 S * 10/2006 Schalk et al. D7/553.6
D546,127 S * 7/2007 Vovan D7/552.2
D576,838 S * 9/2008 Wong D7/501
D579,262 S * 10/2008 Courington et al. D7/357
D579,263 S * 10/2008 Courington et al. D7/357
D579,327 S * 10/2008 Swann D9/755

* cited by examiner

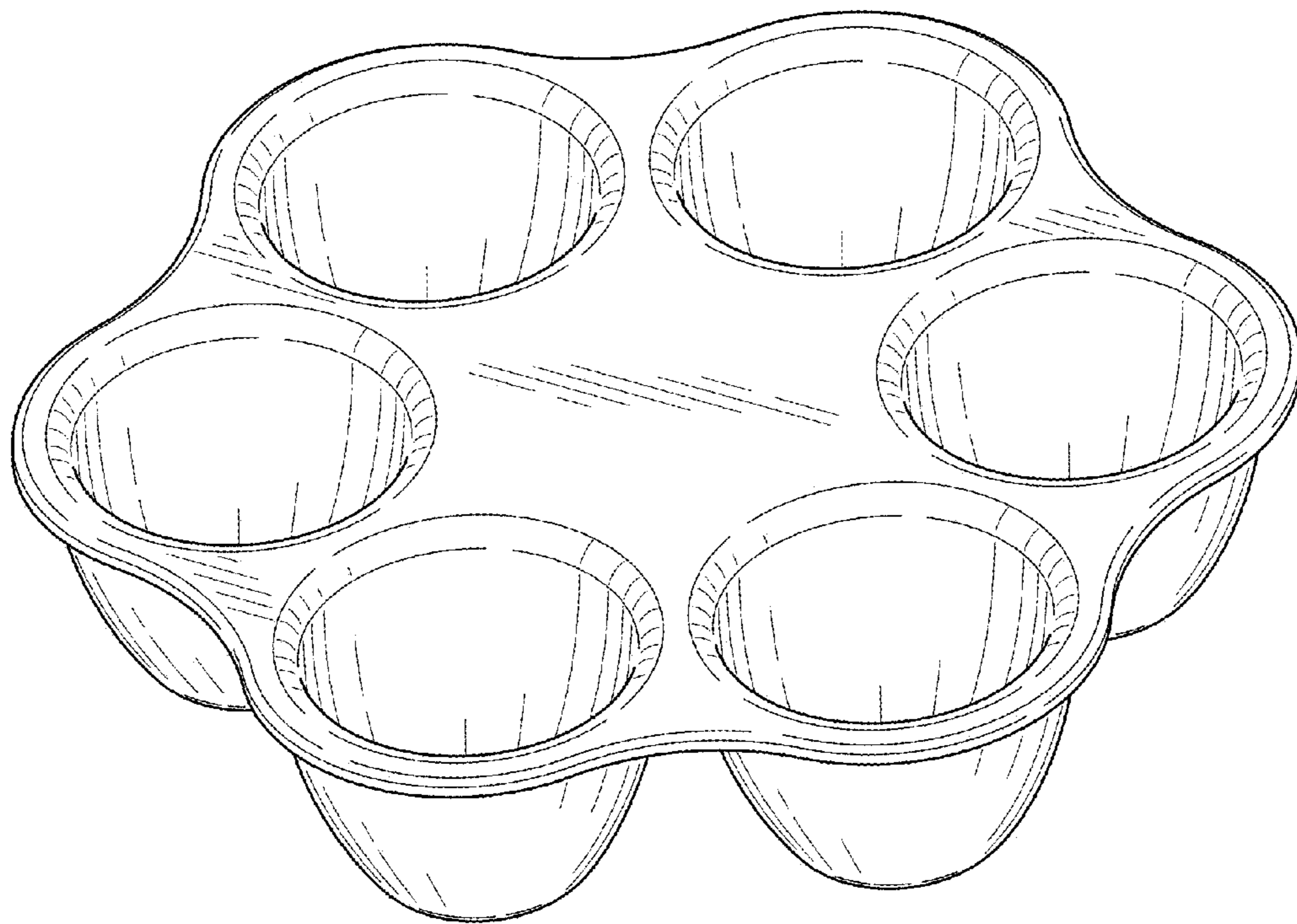


FIG. 1

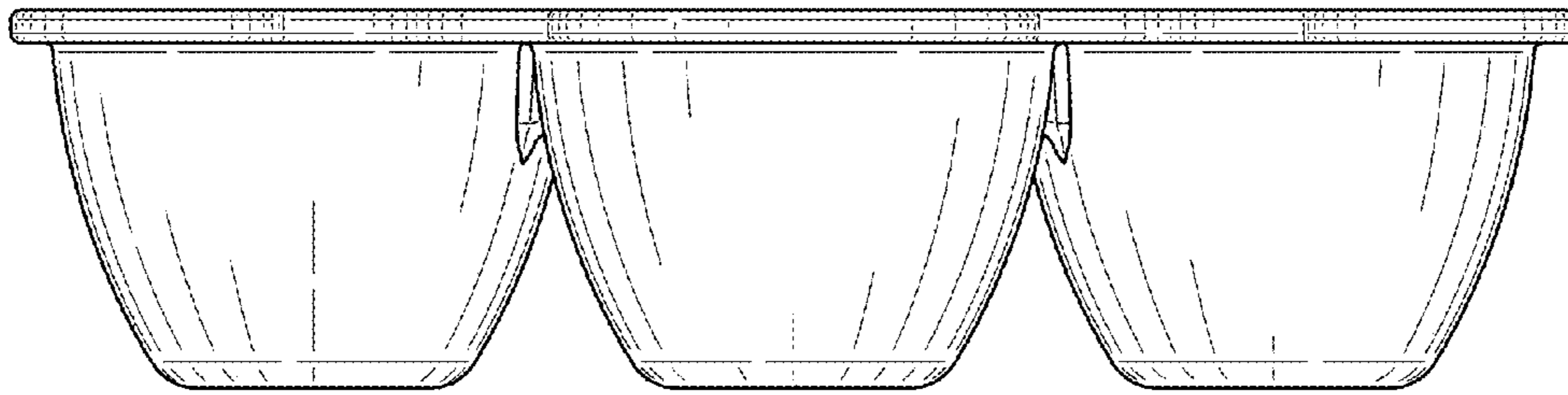


FIG. 2

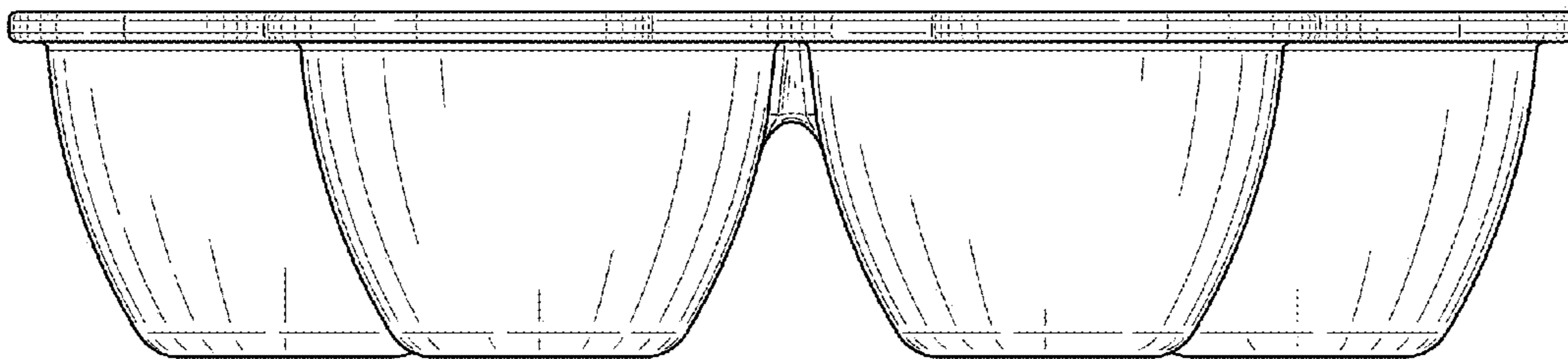


FIG. 3

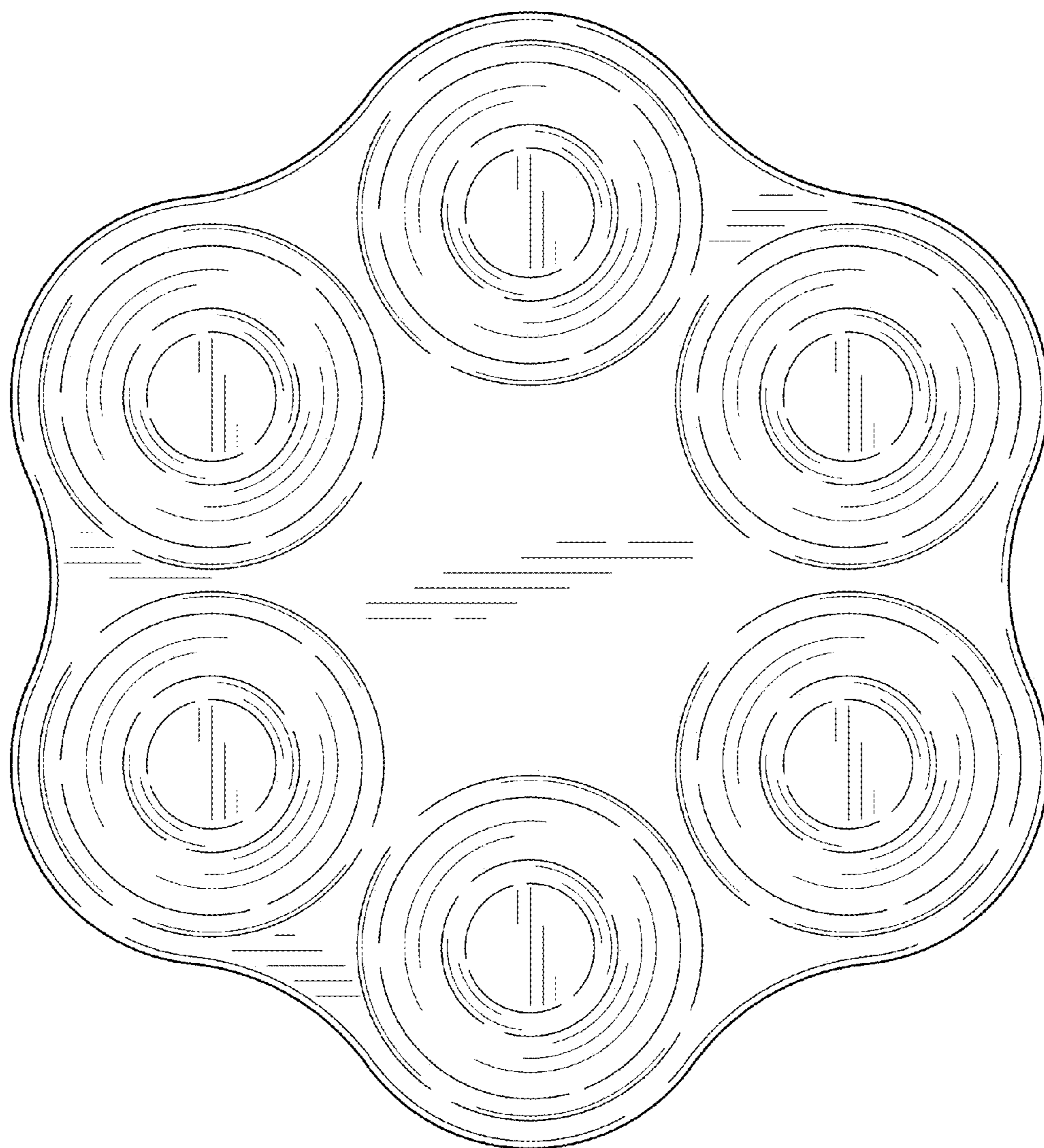


FIG. 4

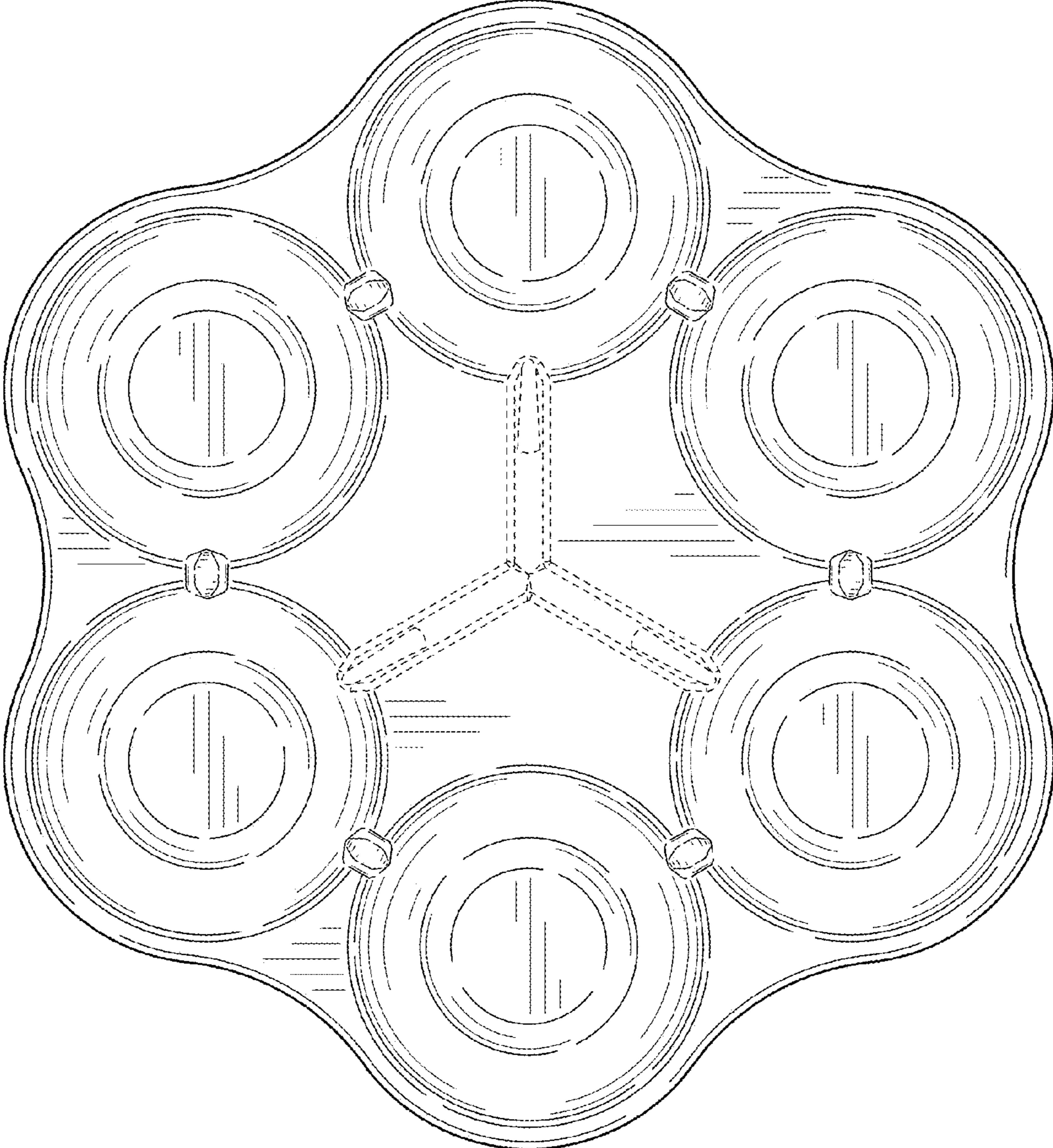


FIG. 5