



US00D688070S

(12) **United States Design Patent**
Oberg

(10) **Patent No.:** **US D688,070 S**

(45) **Date of Patent:** **** Aug. 20, 2013**

(54) **VEHICLE SEAT COVER**

(71) Applicant: **Christina Oberg**, Plano, TX (US)

(72) Inventor: **Christina Oberg**, Plano, TX (US)

(**) Term: **14 Years**

(21) Appl. No.: **29/435,788**

(22) Filed: **Oct. 29, 2012**

(51) **LOC (9) Cl.** **06-13**

(52) **U.S. Cl.**
USPC **D6/611**

(58) **Field of Classification Search**

USPC D6/610, 611, 596, 601, 602, 603,
D6/615, 617, 621; D7/332, 334-337;
D12/401-405; 135/87, 88.01, 95;
150/165-167, 158, 154; 280/770; 296/136.01,
296/136.1, 136.11

See application file for complete search history.

(56) **References Cited**

U.S. PATENT DOCUMENTS

4,037,591	A *	7/1977	Sarno	601/57
D308,454	S *	6/1990	Merli	D6/596
5,150,945	A *	9/1992	Aupperlee et al.	297/184.13
D424,358	S *	5/2000	Wang	D6/604
D484,350	S *	12/2003	Miller	D6/601
D610,855	S *	3/2010	Siklosi	D6/611
D637,438	S *	5/2011	Long	D6/601
8,038,211	B2 *	10/2011	Berk et al.	297/229
D663,153	S *	7/2012	Kenkelen et al.	D6/611

2002/0179212	A1 *	12/2002	Willard et al.	150/158
2005/0225135	A1 *	10/2005	Moses	297/228.1
2010/0001565	A1 *	1/2010	Gray et al.	297/229

* cited by examiner

Primary Examiner — Katrina A Betton

(74) *Attorney, Agent, or Firm* — Amanda K. Jenkins;
Carstens & Cahoon, LLP

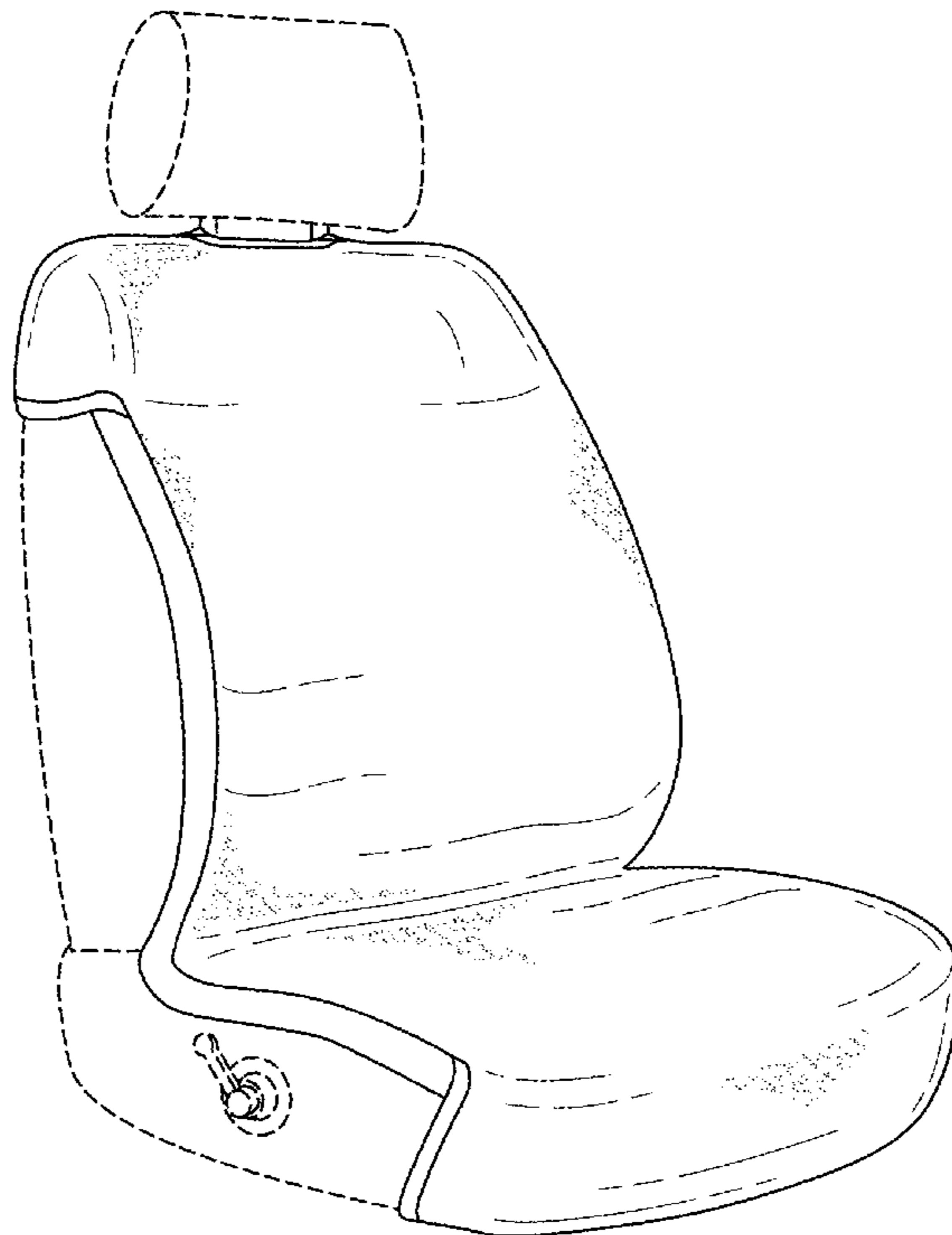
(57) **CLAIM**

The ornamental design for a vehicle seat cover, as shown and described.

DESCRIPTION

FIG. 1 is a perspective view of the vehicle seat cover of the present invention;
FIG. 2 is a rear elevation view of the vehicle seat cover of the present invention;
FIG. 3 is a front elevation view of the vehicle seat cover of the present invention;
FIG. 4 is a right elevation view of the vehicle seat cover of the present invention;
FIG. 5 is a left elevation view of the vehicle seat cover of the present invention;
FIG. 6 is a top elevation view of the vehicle seat cover of the present invention; and,
FIG. 7 is a bottom elevation view of the vehicle seat cover of the present invention.
In the drawings, the broken lines depict a vehicle seat that forms no part of the claimed design.

1 Claim, 5 Drawing Sheets



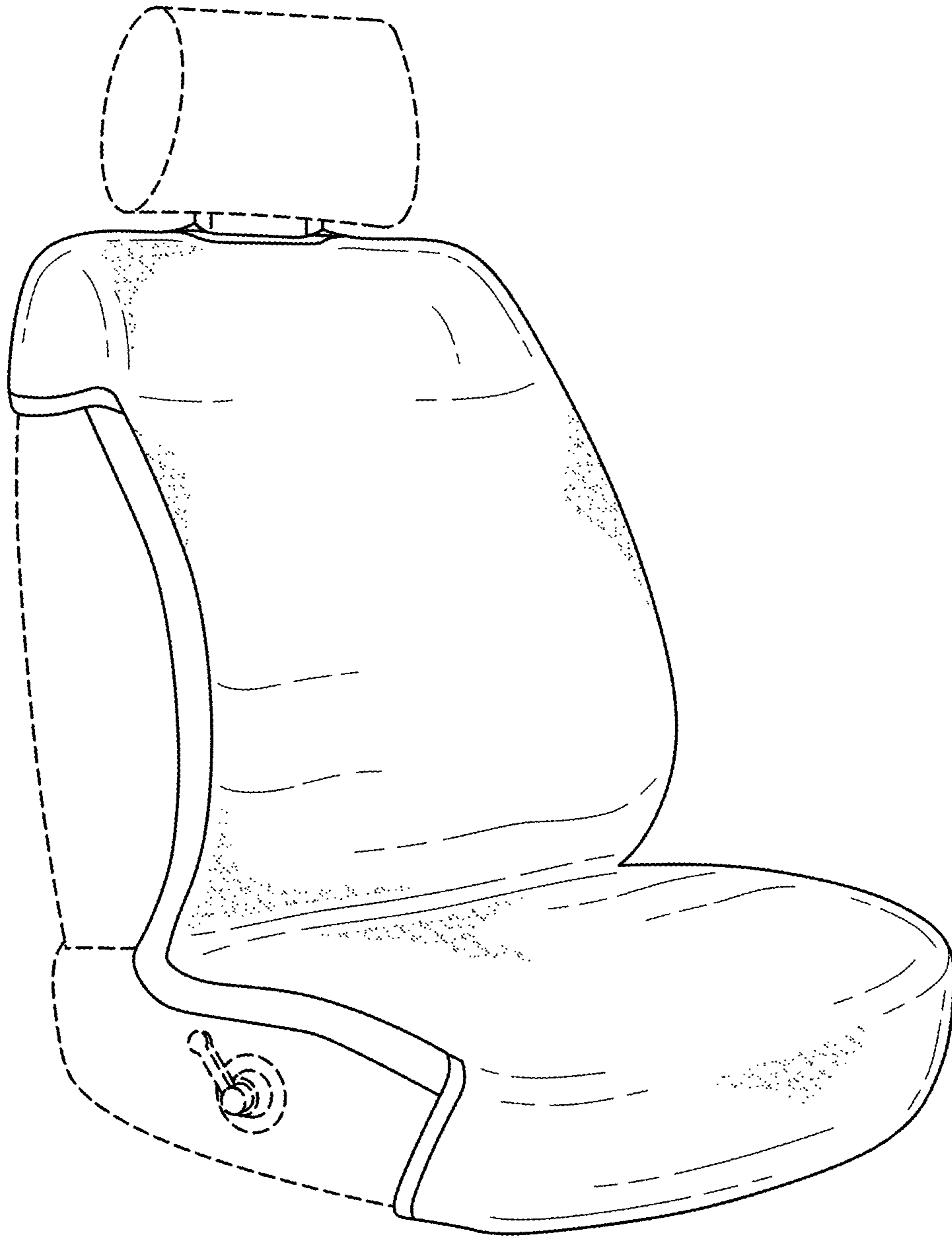


FIG. 1

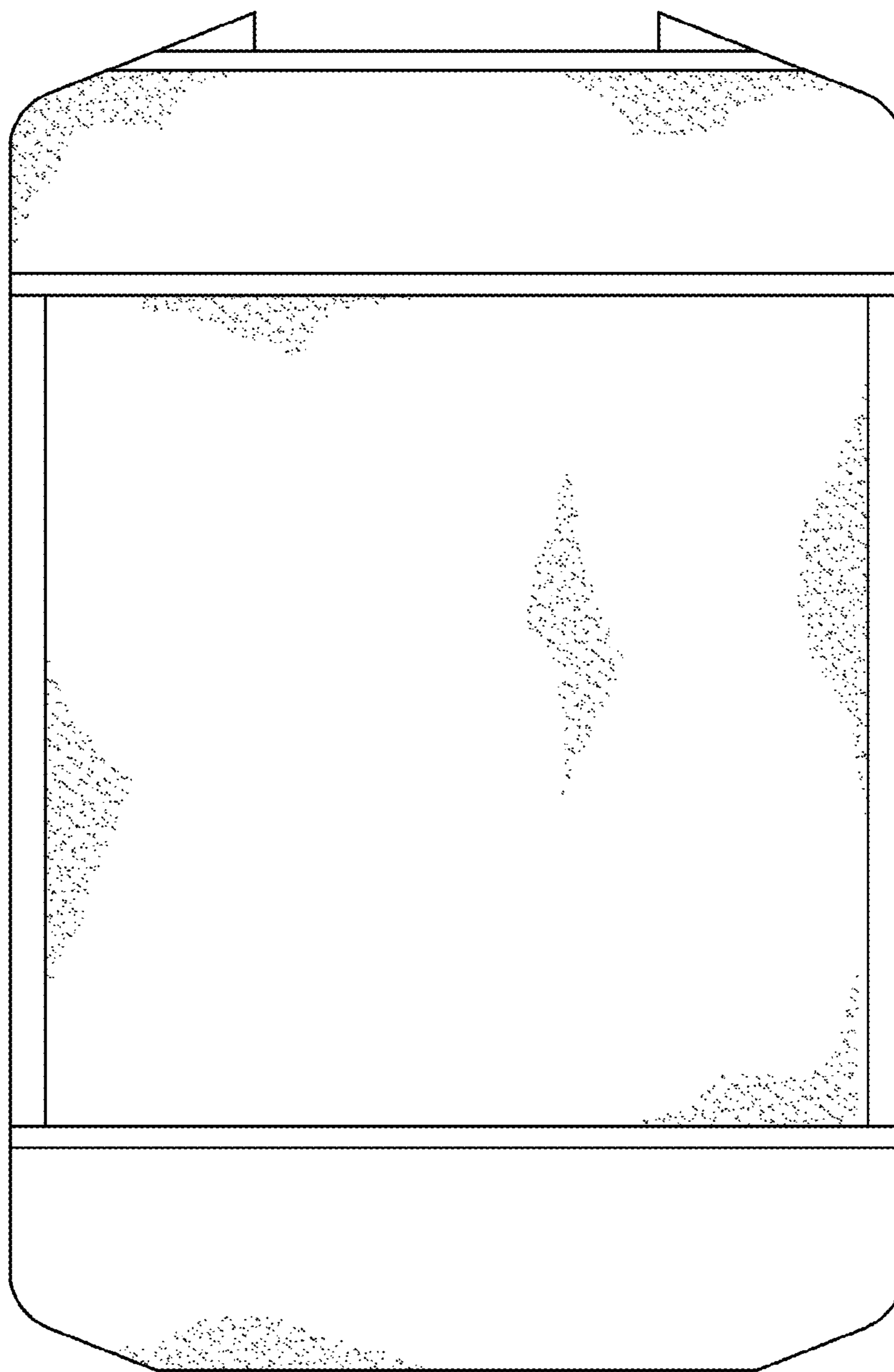


FIG. 2




FIG. 3



FIG. 4



FIG. 5




FIG. 6




FIG. 7