



US00D688048S

(12) **United States Design Patent**
Lovern

(10) **Patent No.:** **US D688,048 S**

(45) **Date of Patent:** **** Aug. 20, 2013**

(54) **PICTURE FRAME**

(71) Applicant: **Charles B. Lovern**, Lilburn, GA (US)

(72) Inventor: **Charles B. Lovern**, Lilburn, GA (US)

(**) Term: **14 Years**

(21) Appl. No.: **29/436,662**

(22) Filed: **Nov. 8, 2012**

(51) **LOC (9) Cl.** **06-07**

(52) **U.S. Cl.**
USPC **D6/303**

(58) **Field of Classification Search**
USPC D2/717; 40/700, 734, 736
See application file for complete search history.

(56) **References Cited**

U.S. PATENT DOCUMENTS

D144,302 S *	4/1946	Fisher	D6/303
D344,636 S *	3/1994	Hunter	D6/303
D535,827 S *	1/2007	Kamioka	D6/303
D537,638 S *	3/2007	Kamioka	D6/303
D623,866 S *	9/2010	Shaha	D6/300
D655,517 S *	3/2012	Chiu	D6/308

* cited by examiner

Primary Examiner — Cathron Brooks

Assistant Examiner — Sydney Buffalow

(74) *Attorney, Agent, or Firm* — Lewinski Law Group, LLC;
Lynda Kouroupis

(57) **CLAIM**

The ornamental design for a picture frame, as shown and described.

DESCRIPTION

FIG. 1 is a perspective view of my ornamental design for a picture frame.

FIG. 2 is a top plan view of the picture frame of FIG. 1.

FIG. 3 is a bottom plan view of the picture frame of FIG. 1.

FIG. 4 is a left side elevation view of the picture frame of FIG. 1.

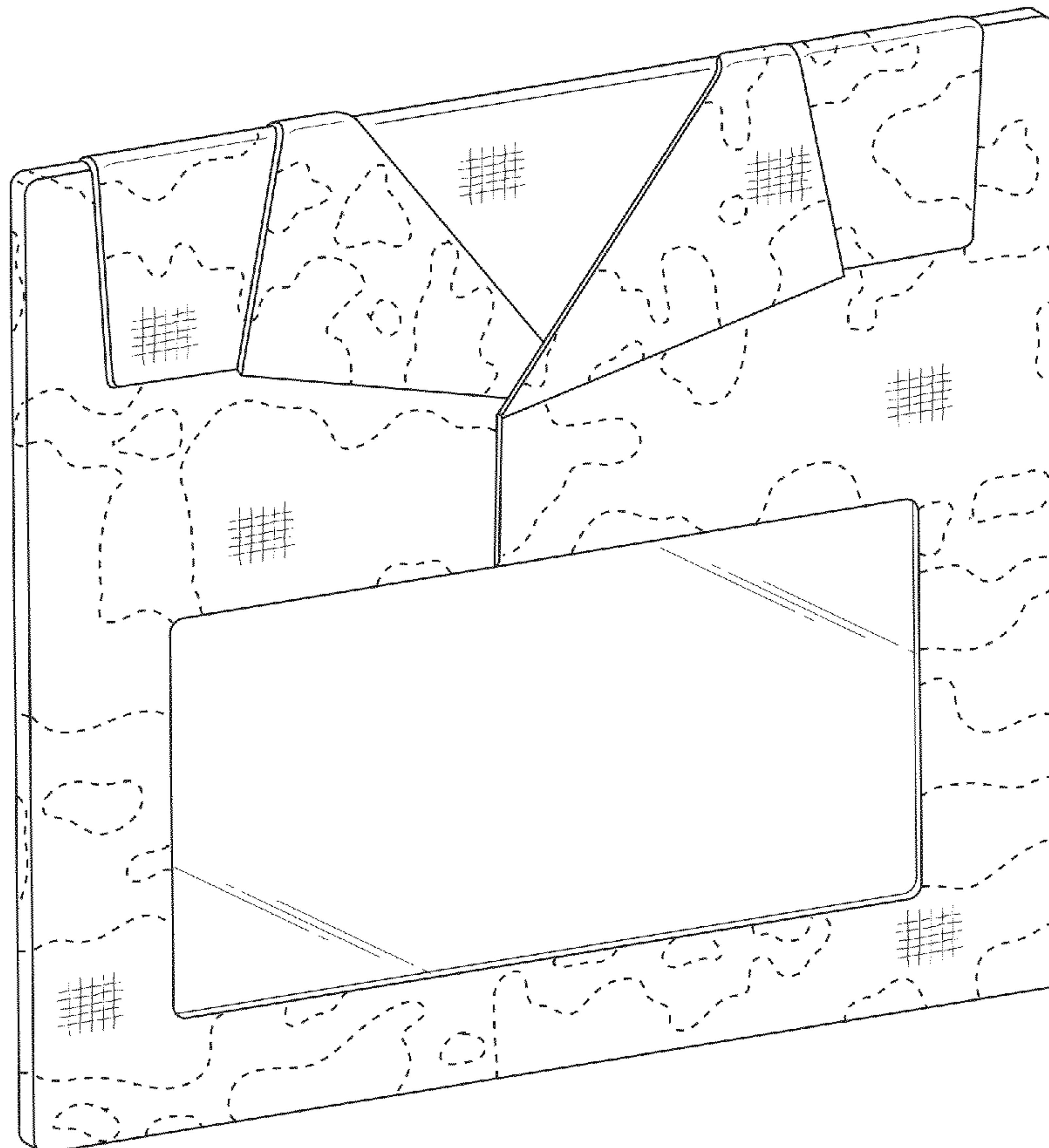
FIG. 5 is a right side elevation view of the picture frame of FIG. 1.

FIG. 6 is a rear elevation view of the picture frame of FIG. 1; and,

FIG. 7 is a front elevation view of the picture frame of FIG. 1.

The broken lines shown in the drawings represent portions of the picture frame that form no part of the claimed design.

1 Claim, 5 Drawing Sheets



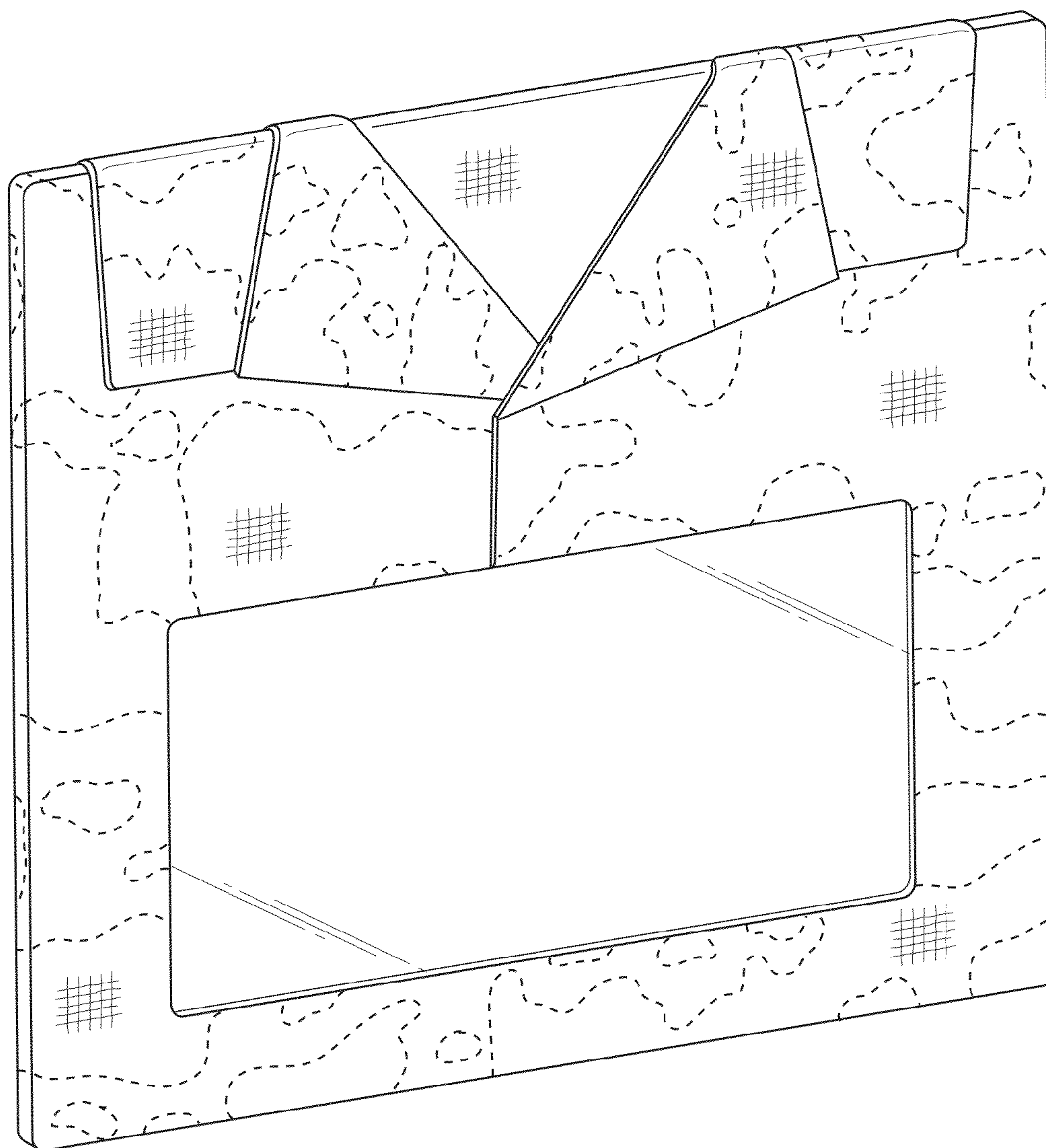


FIG. 1

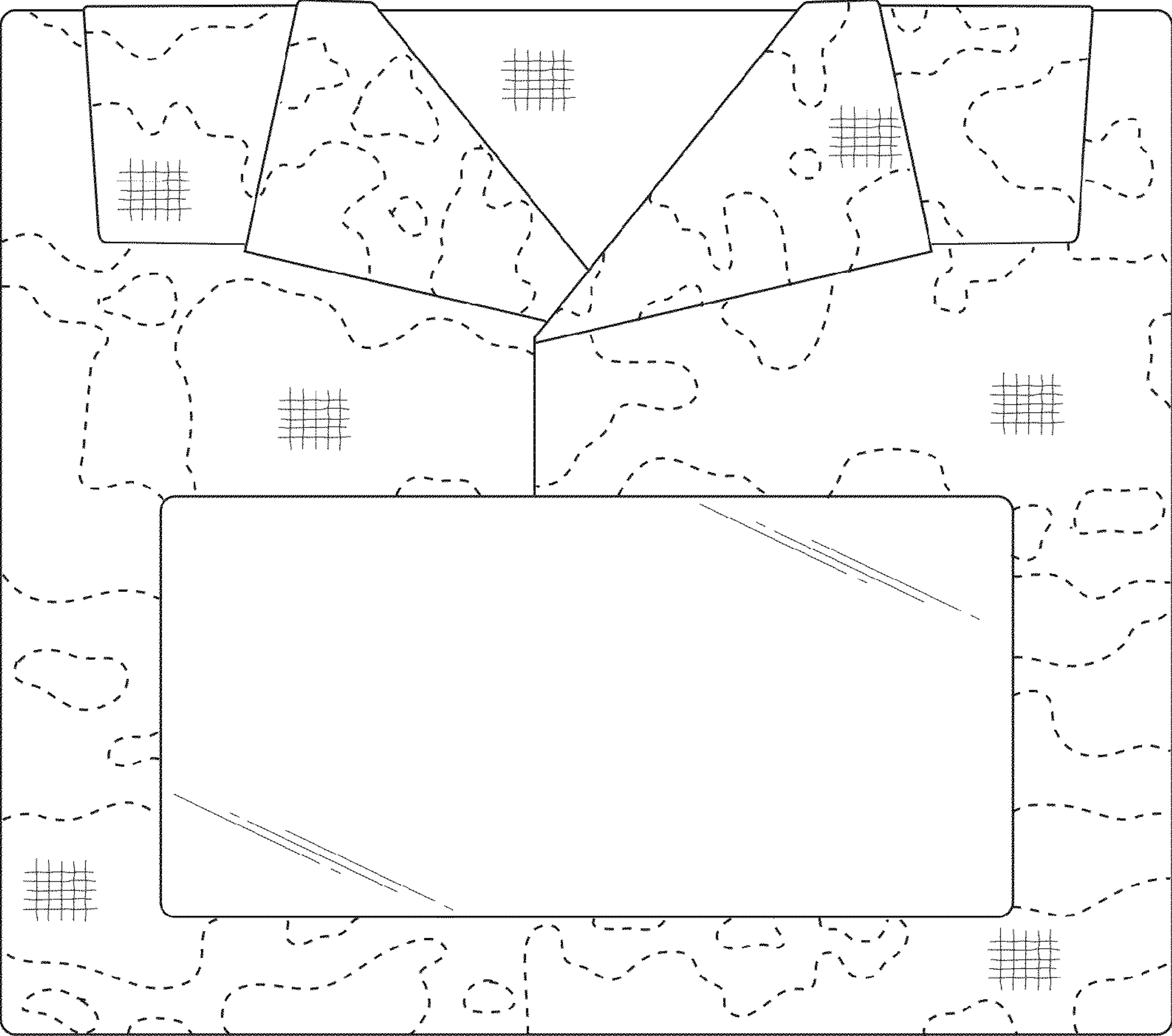


FIG.2

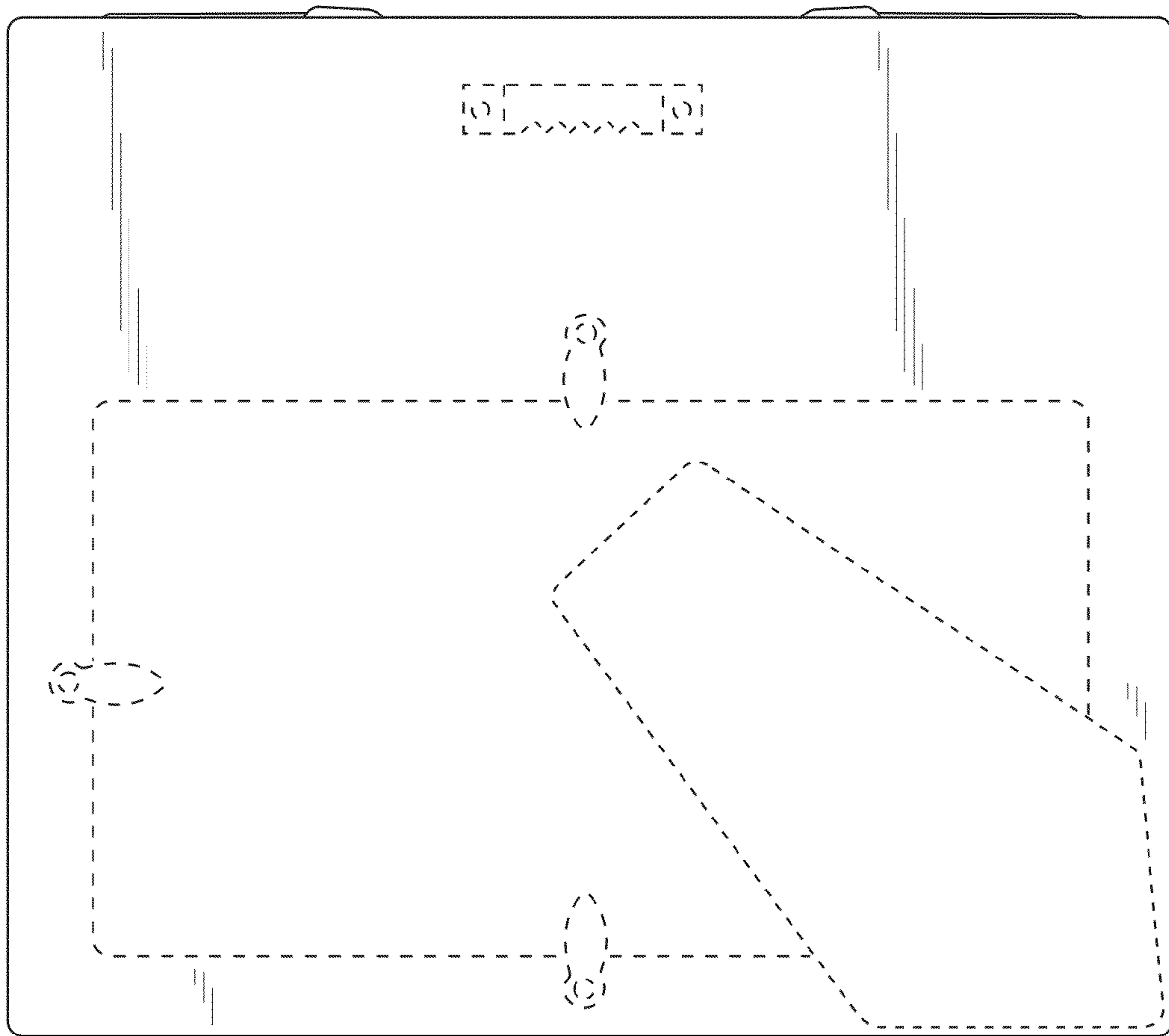


FIG.3



FIG. 4

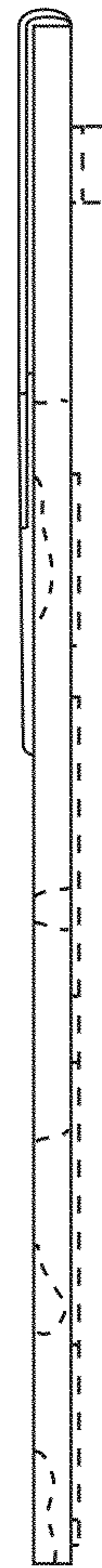


FIG. 5




FIG. 6

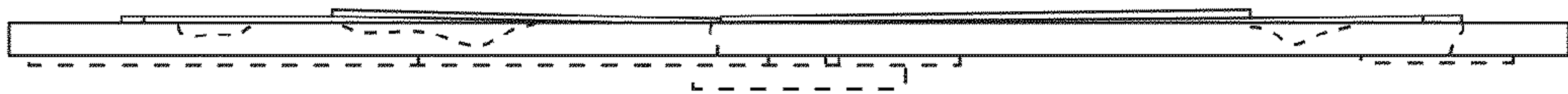


FIG. 7