



US00D688025S

(12) **United States Design Patent**  
**Lucido**

(10) **Patent No.:** **US D688,025 S**

(45) **Date of Patent:** **\*\* Aug. 13, 2013**

(54) **MONEY BANK**

(71) Applicant: **The Tin Box Company**, Farmingdale,  
NY (US)

(72) Inventor: **Dominick Lucido**, Smithtown, NY (US)

(73) Assignee: **The Tin Box Company**, Farmingdale,  
NY (US)

(\*\*) Term: **14 Years**

(21) Appl. No.: **29/439,639**

(22) Filed: **Dec. 13, 2012**

(51) **LOC (9) Cl.** ..... **99-00**

(52) **U.S. Cl.**  
USPC ..... **D99/35**

(58) **Field of Classification Search**  
USPC D99/28, 34, 35, 36, 37, 43, 99; D3/207-208,  
D3/260, 272, 273; 206/0.8, 0.81, 0.815, 0.82,  
206/0.83, 0.84, 38.1, 234, 39, 39.1; 109/1 R,  
109/1 V, 2, 24.1, 58, 59 R, 66; 446/8-13  
See application file for complete search history.

(56) **References Cited**

**U.S. PATENT DOCUMENTS**

1,781,920	A *	11/1930	Fisher	.....	232/4 R
D97,919	S *	12/1935	Coller	.....	D99/35
D117,935	S *	12/1939	Prince	.....	D99/35
D127,448	S *	5/1941	Coller	.....	D99/35
D135,541	S *	4/1943	Smith	.....	D99/35
D139,520	S *	11/1944	Ewald	.....	D99/42
D141,813	S *	7/1945	Ditchik	.....	D99/35

2,709,037	A *	5/1955	Bower	.....	232/4 R
D181,025	S *	9/1957	Sederquist et al.	.....	D99/34
3,228,556	A *	1/1966	Nonestied	.....	221/279
D208,873	S *	10/1967	Skuplen	.....	D7/507
3,610,177	A *	10/1971	Shapiro	.....	109/50
D312,160	S *	11/1990	Calvi	.....	D34/7
D338,761	S *	8/1993	Hector	.....	D99/28
5,235,920	A *	8/1993	Hector	.....	109/51
D341,015	S *	11/1993	Zamudio-Fiedler	.....	D99/34
D390,000	S *	2/1998	Savas	.....	D3/208
D471,692	S *	3/2003	Scandiuizzi	.....	D99/35
D491,335	S *	6/2004	Nwadike	.....	D99/34
D513,105	S *	12/2005	Yeung	.....	D99/35
D519,166	S *	4/2006	Chuang	.....	D21/479
D631,635	S *	1/2011	Tuli	.....	D99/37
2004/0124099	A1 *	7/2004	Fields et al.	.....	206/0.815

\* cited by examiner

*Primary Examiner* — Elizabeth J Oswecki

(74) *Attorney, Agent, or Firm* — Cozen O'Connor

(57) **CLAIM**

I claim the ornamental design for a money bank, as shown and described.

**DESCRIPTION**

FIG. 1 is a top right front perspective view of a money bank showing my new design;

FIG. 2 is a front view of the money bank of FIG. 1;

FIG. 3 is a back view of the money bank of FIG. 1;



FIG. 4 is a right side view of the money bank of FIG. 1;

FIG. 5 is a left side view of the money bank of FIG. 1;

FIG. 6 is a top view of the money bank of FIG. 1; and,

FIG. 7 is a bottom view of the money bank of FIG. 1.

**1 Claim, 6 Drawing Sheets**






FIG. 1




FIG. 2




FIG. 3




FIG. 4

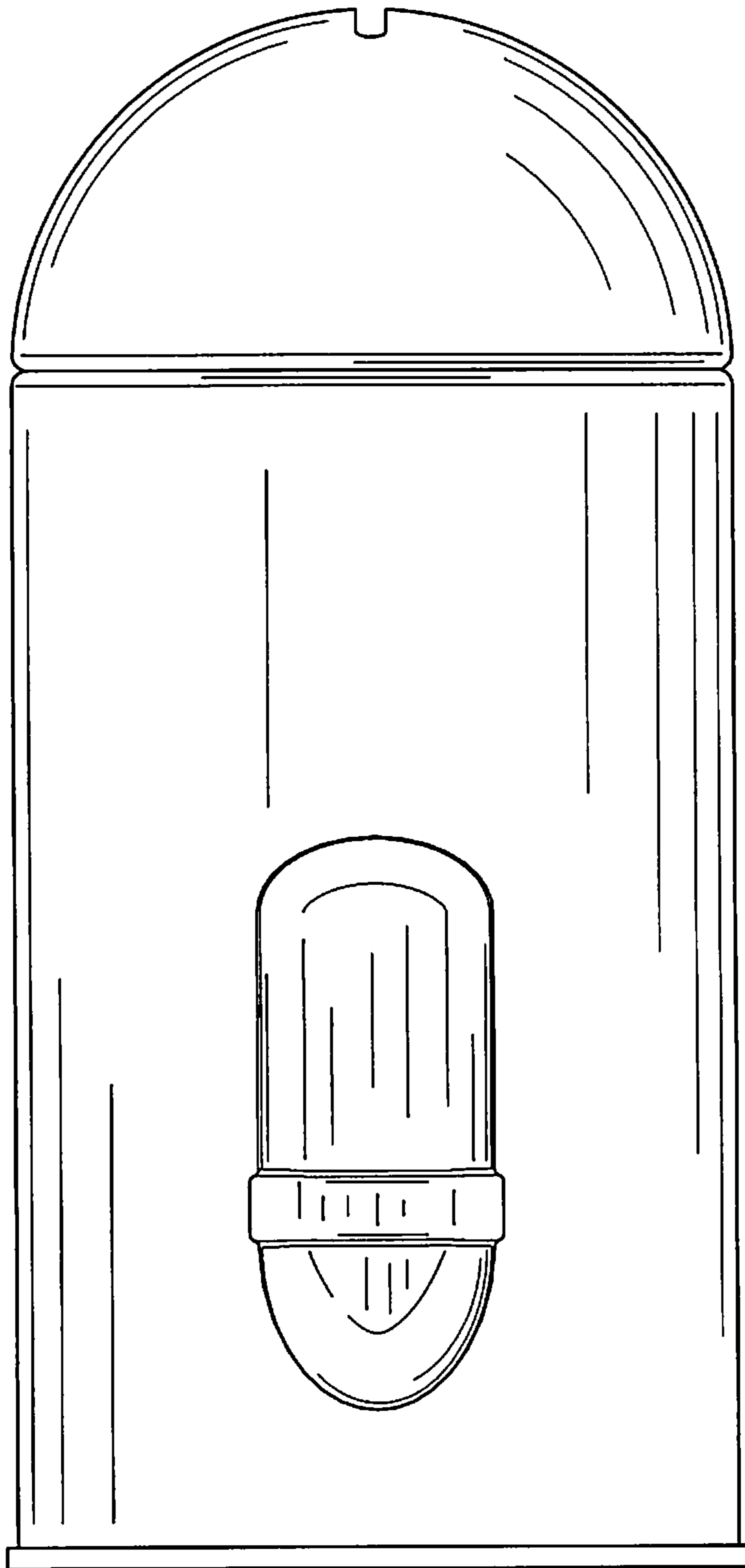


FIG. 5

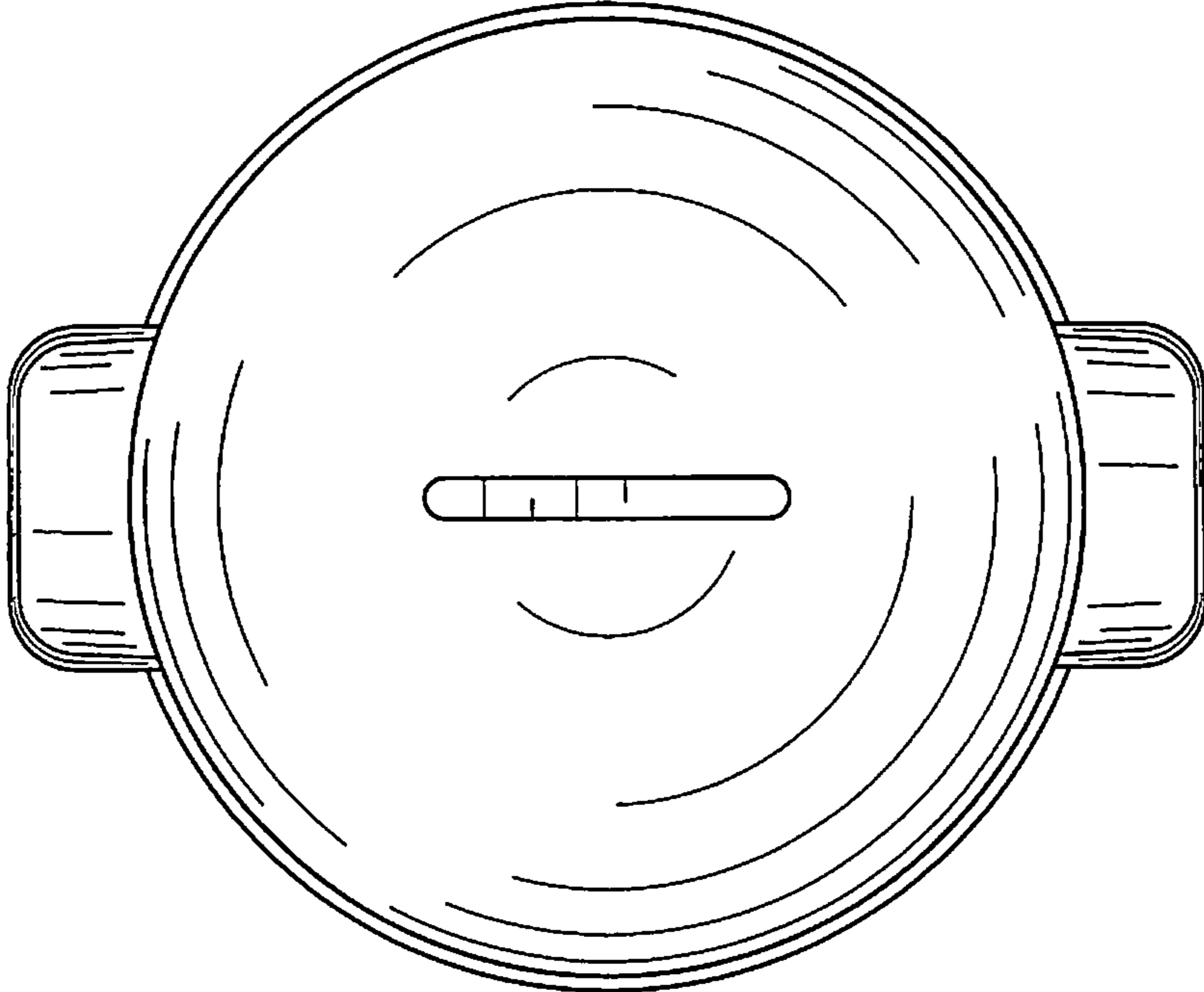


FIG. 6

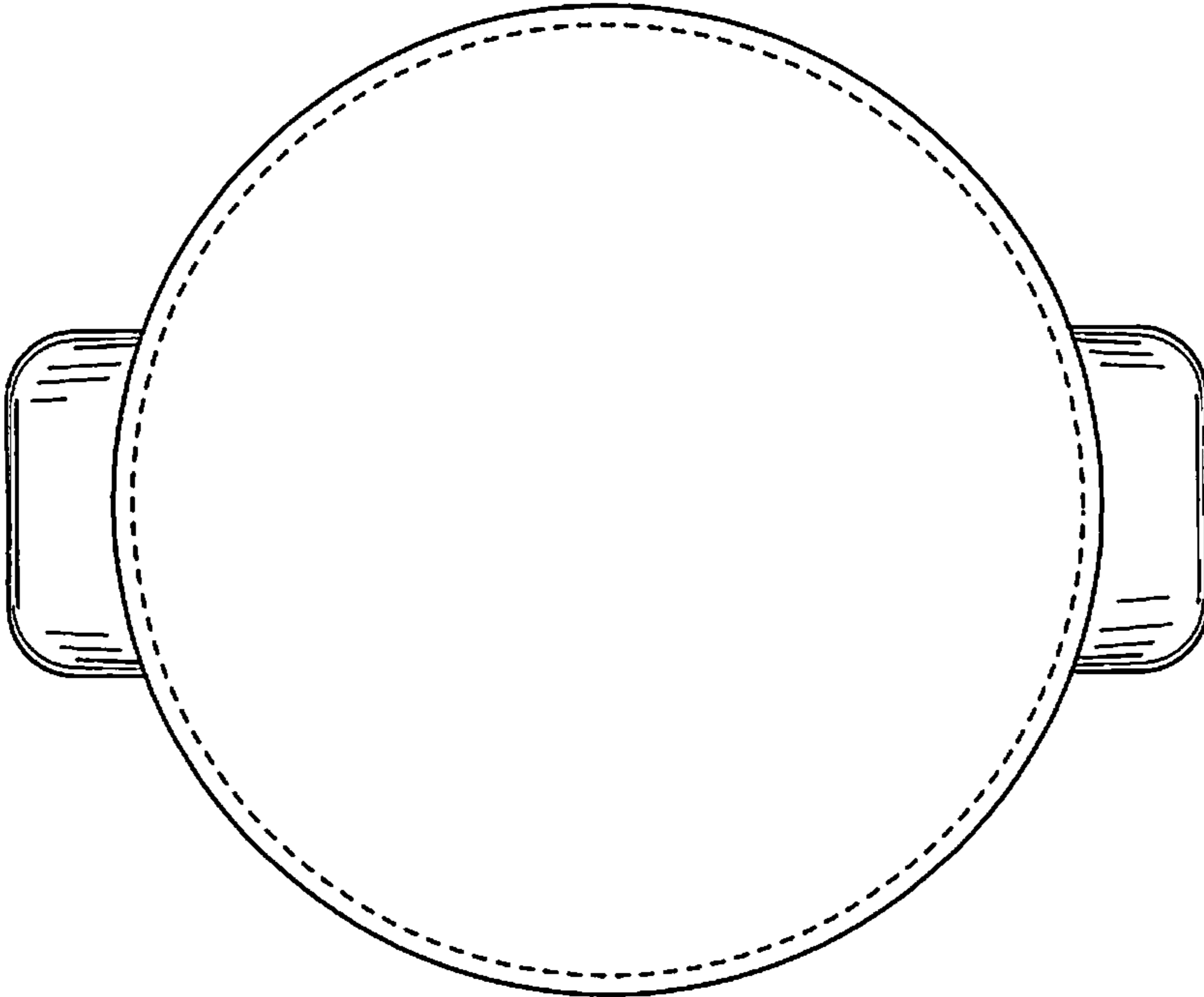


FIG. 7