



US00D687999S

(12) **United States Design Patent**  
**Liu**

(10) **Patent No.:** **US D687,999 S**

(45) **Date of Patent:** **\*\* Aug. 13, 2013**

(54) **ELECTRONIC CIGARETTE WITH WATER BASE**

(71) Applicant: **Qiuming Liu**, Shenzhen (CN)

(72) Inventor: **Qiuming Liu**, Shenzhen (CN)

(\*\*) Term: **14 Years**

(21) Appl. No.: **29/435,845**

(22) Filed: **Oct. 29, 2012**

(51) **LOC (9) Cl.** ..... **27-01**

(52) **U.S. Cl.**  
USPC ..... **D27/101**

(58) **Field of Classification Search**  
USPC ..... D27/103–105, 108, 125, 172, 174–176,  
D27/183, 186–192, 194, 100, 101, 170, 163–165,  
D27/184, 185; D34/2; 206/242–276; D3/11,  
D3/215, 220, 226–230, 265, 266; 4/258,  
4/259, 267, 271, 283; 131/270–273, 329,  
131/330, 194, 189, 347, 360–365; D24/110,  
D24/113; D19/77, 81, 84; D28/73–77, 83,  
D28/85

See application file for complete search history.

(56) **References Cited**

**U.S. PATENT DOCUMENTS**

D29,089 S \* 7/1898 Heitmann ..... D27/101  
D108,336 S \* 2/1938 Lykos et al. .... D27/170  
D122,893 S \* 10/1940 Hurley ..... D27/103

D154,917 S \* 8/1949 Galashek ..... D27/164  
2,704,081 A \* 3/1955 Green ..... 131/217  
3,743,328 A \* 7/1973 Longfellow ..... 285/226  
5,538,294 A \* 7/1996 Thomas ..... 285/55  
5,720,504 A \* 2/1998 Stedman et al. .... 285/226  
D466,607 S \* 12/2002 Cise et al. .... D24/110  
D476,731 S \* 7/2003 Cise et al. .... D24/110  
D604,010 S \* 11/2009 Borden ..... D27/164  
D652,571 S \* 1/2012 Shenassa et al. .... D27/163  
D657,046 S \* 4/2012 Terry et al. .... D24/110  
D657,047 S \* 4/2012 Minskoff et al. .... D24/110  
2010/0218778 A1 \* 9/2010 Borden ..... 131/194

\* cited by examiner

*Primary Examiner* — Susan Bennett Hattan

*Assistant Examiner* — Janice Hallmark

(74) *Attorney, Agent, or Firm* — Cheng-Ju Chiang

(57) **CLAIM**

The ornamental design for an “electronic cigarette with a water base,” as shown and described.

**DESCRIPTION**

FIG. 1 is a bottom and right side perspective view of an electronic cigarette with a water base showing my new design;

FIG. 2 is a front elevational view thereof;

FIG. 3 is a rear elevational view thereof;

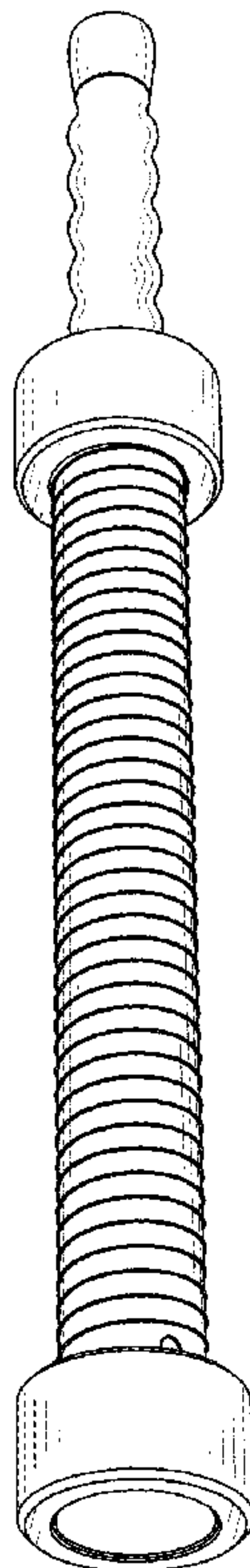
FIG. 4 is a left side elevational view thereof;

FIG. 5 is a right side elevational view thereof;

FIG. 6 is a top plan view thereof; and,

FIG. 7 is a bottom plan view thereof.

**1 Claim, 7 Drawing Sheets**



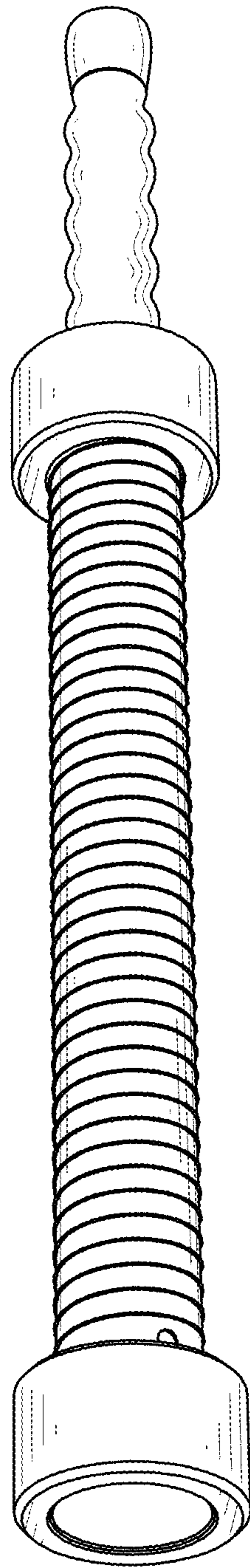


FIG. 1

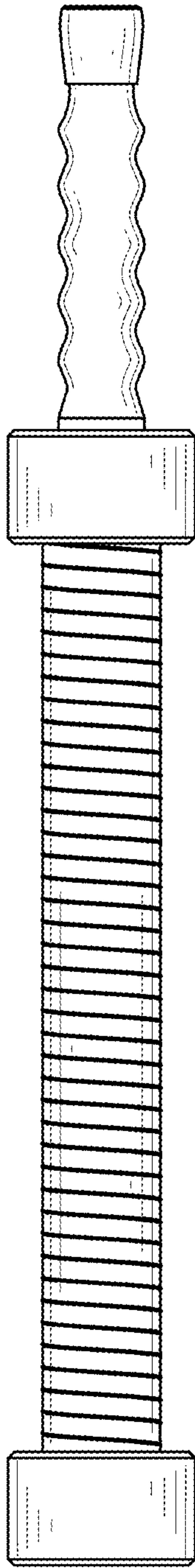


FIG. 2

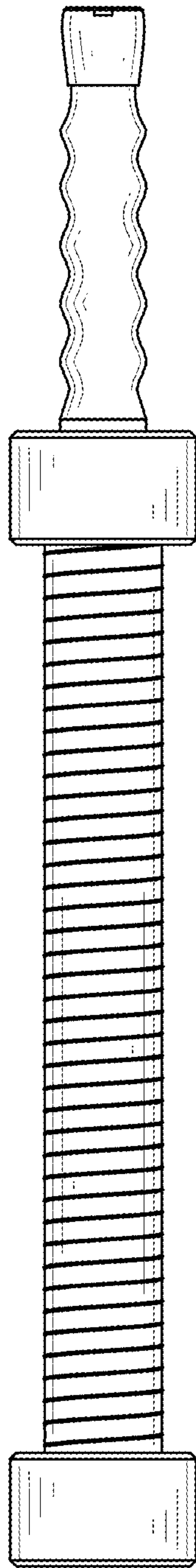


FIG. 3

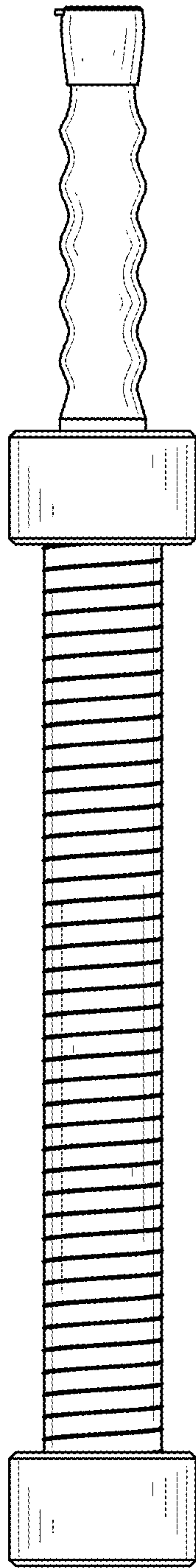


FIG. 4

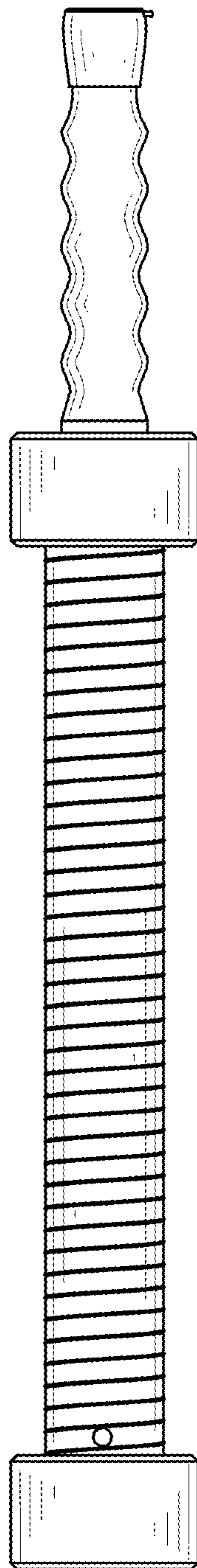


FIG. 5

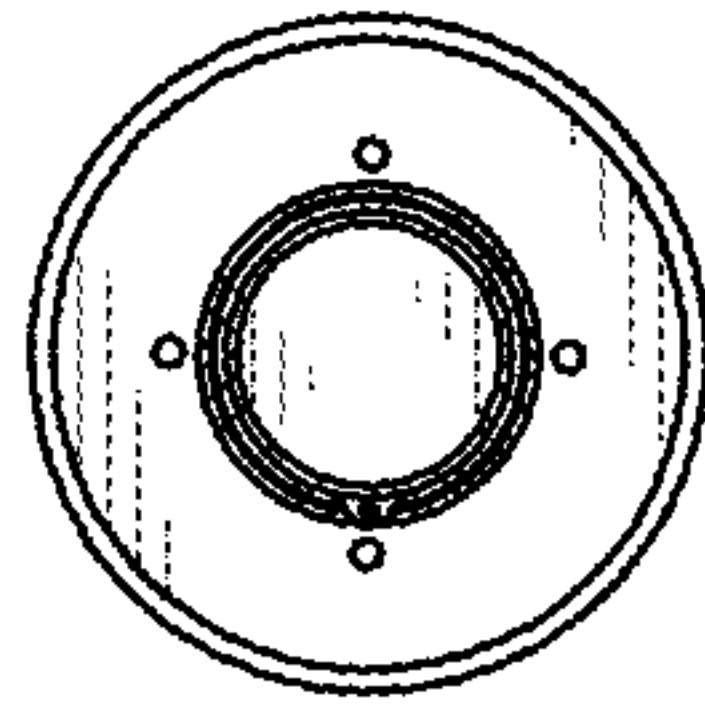


FIG. 6

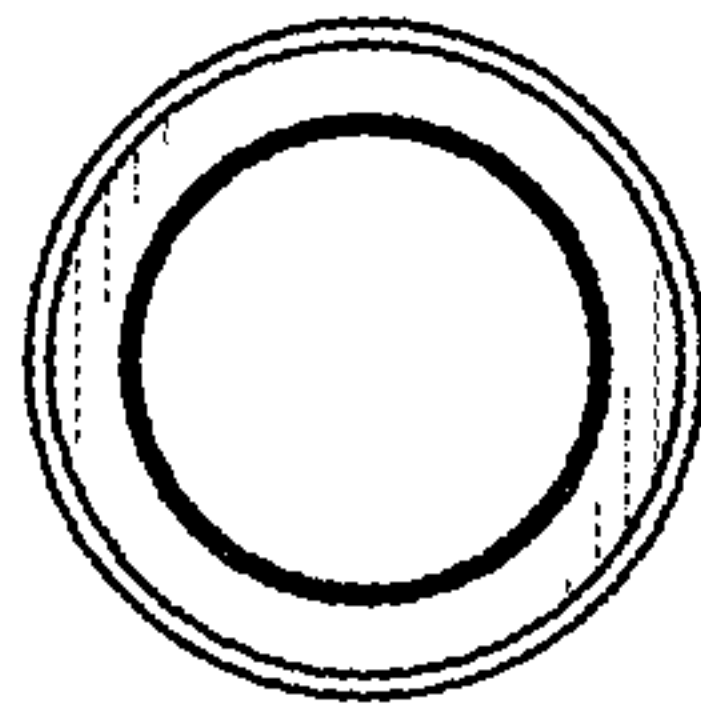


FIG. 7