



US00D687994S

(12) **United States Design Patent**  
**Yeh**

(10) **Patent No.:** **US D687,994 S**

(45) **Date of Patent:** **\*\* Aug. 13, 2013**

(54) **FLASHLIGHT**

(75) **Inventor:** **Hsueh-Chu Yeh**, Tainan (TW)

(73) **Assignee:** **Day Sun Industrial Corp.**, Tainan (TW)

(\*\*) **Term:** **14 Years**

(21) **Appl. No.:** **29/424,915**

(22) **Filed:** **Jun. 18, 2012**

(51) **LOC (9) Cl.** ..... **26-02**

(52) **U.S. Cl.**  
USPC ..... **D26/49**

(58) **Field of Classification Search**  
USPC ..... D26/46, 49, 37, 38, 48, 50; 362/157,  
362/158, 183, 184, 194–196, 202–208  
See application file for complete search history.

(56) **References Cited**

**U.S. PATENT DOCUMENTS**

|              |         |         |       |        |
|--------------|---------|---------|-------|--------|
| D495,077 S * | 8/2004  | Chau    | ..... | D26/49 |
| D549,376 S * | 8/2007  | Shiu    | ..... | D26/49 |
| D550,873 S * | 9/2007  | Garrity | ..... | D26/49 |
| D604,877 S * | 11/2009 | Kung    | ..... | D26/49 |
| D641,509 S * | 7/2011  | Wang    | ..... | D26/46 |
| D641,510 S * | 7/2011  | Wang    | ..... | D26/46 |
| D641,511 S * | 7/2011  | Wang    | ..... | D26/46 |

|              |        |        |       |        |
|--------------|--------|--------|-------|--------|
| D641,512 S * | 7/2011 | Wang   | ..... | D26/46 |
| D641,901 S * | 7/2011 | Opolka | ..... | D26/49 |
| D656,650 S * | 3/2012 | Yeh    | ..... | D26/46 |
| D664,693 S * | 7/2012 | Yeh    | ..... | D26/46 |

\* cited by examiner

*Primary Examiner* — Ian Simmons

*Assistant Examiner* — Carissa C Fitts

(74) *Attorney, Agent, or Firm* — Alan Kamrath; Kamrath IP Lawfirm, P.A.

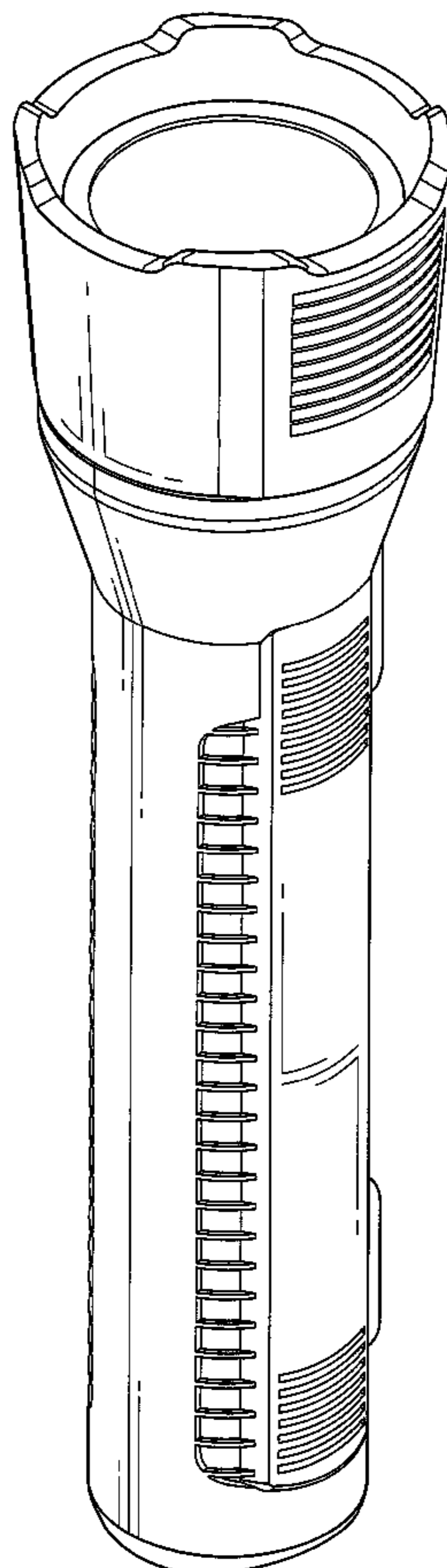
(57) **CLAIM**

The ornamental design for a flashlight, as shown and described.

**DESCRIPTION**

FIG. 1 is a perspective view of a flashlight showing my new design;  
FIG. 2 is a front side elevational view thereof;  
FIG. 3 is a rear side elevational view thereof;  
FIG. 4 is a left side elevational view thereof;  
FIG. 5 is a right side elevational view thereof;  
FIG. 6 is a top plan view thereof; and,  
FIG. 7 is a bottom plan view thereof.  
The broken line showing is for environmental purposes only and forms no part of the claimed design.

**1 Claim, 6 Drawing Sheets**



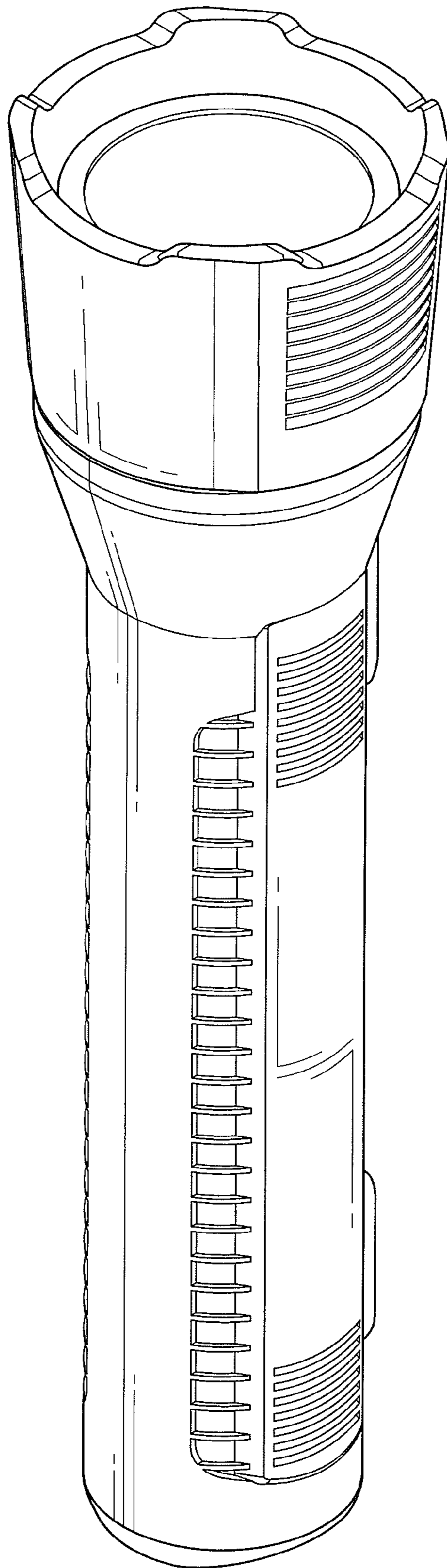


FIG. 1

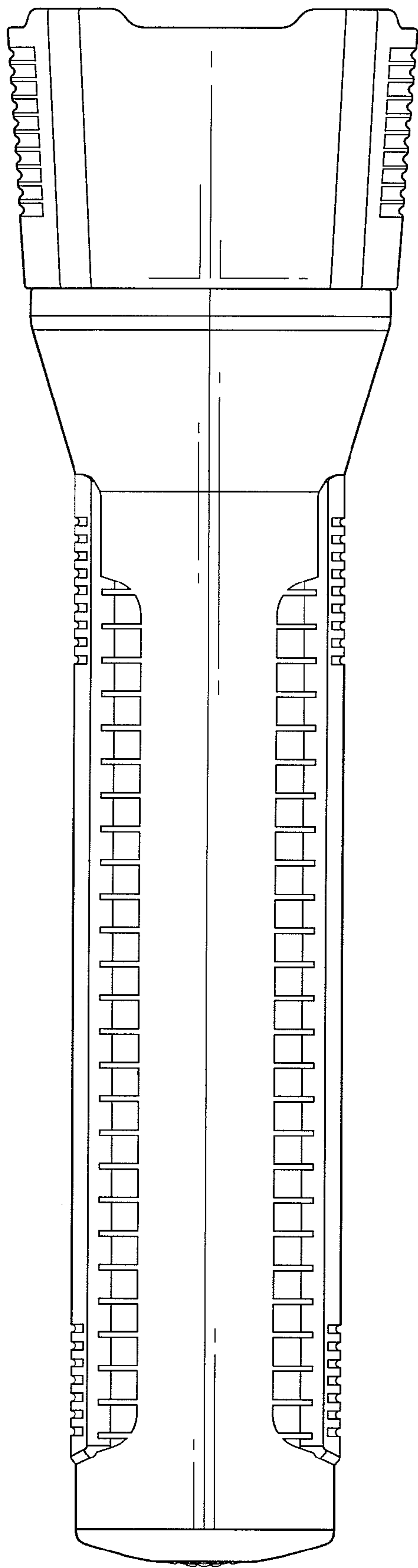


FIG. 2

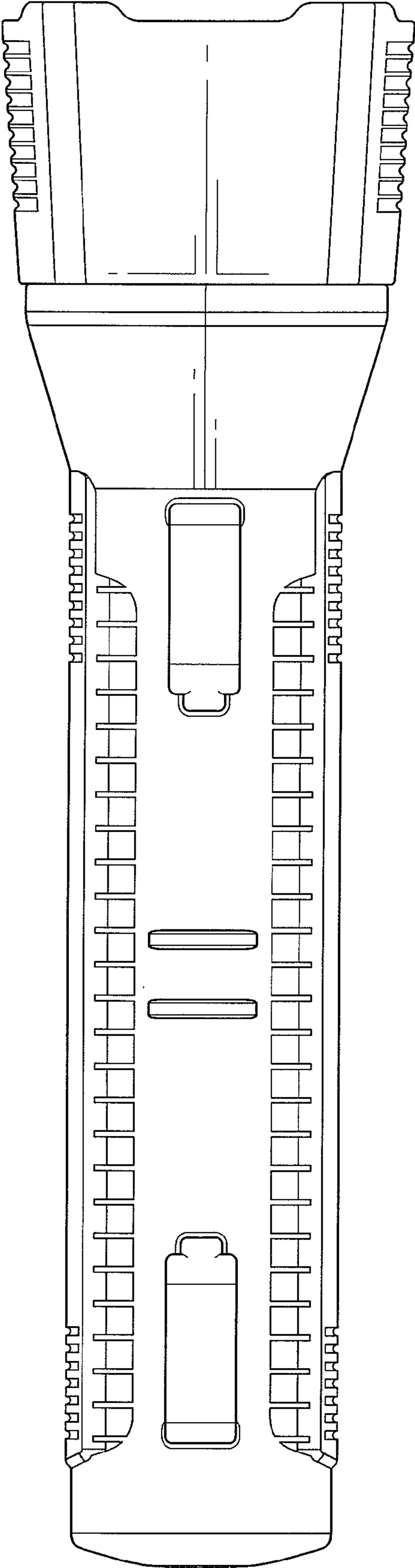


FIG. 3

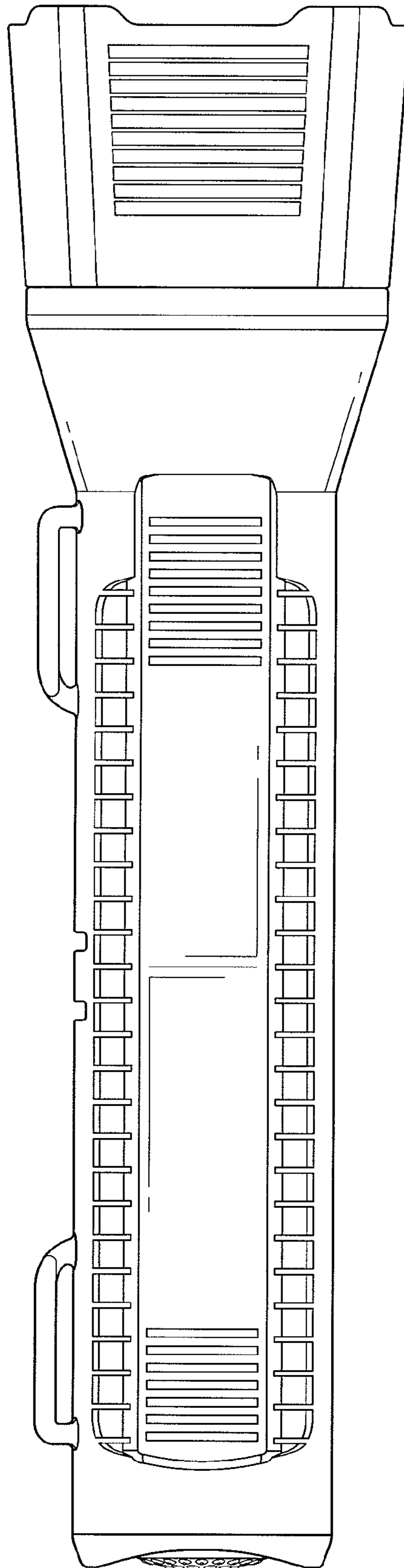


FIG. 4

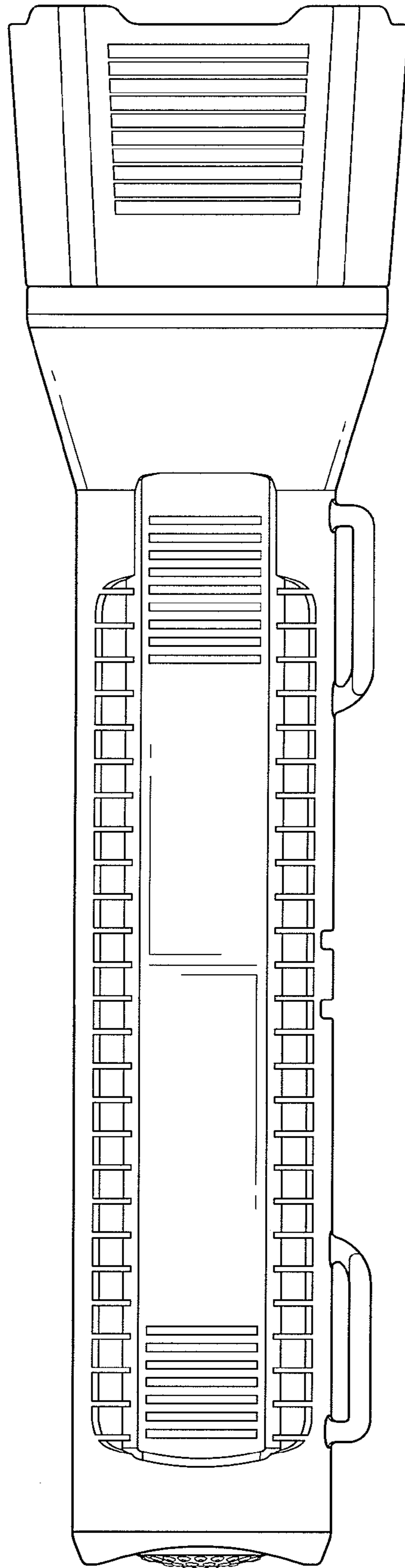


FIG. 5

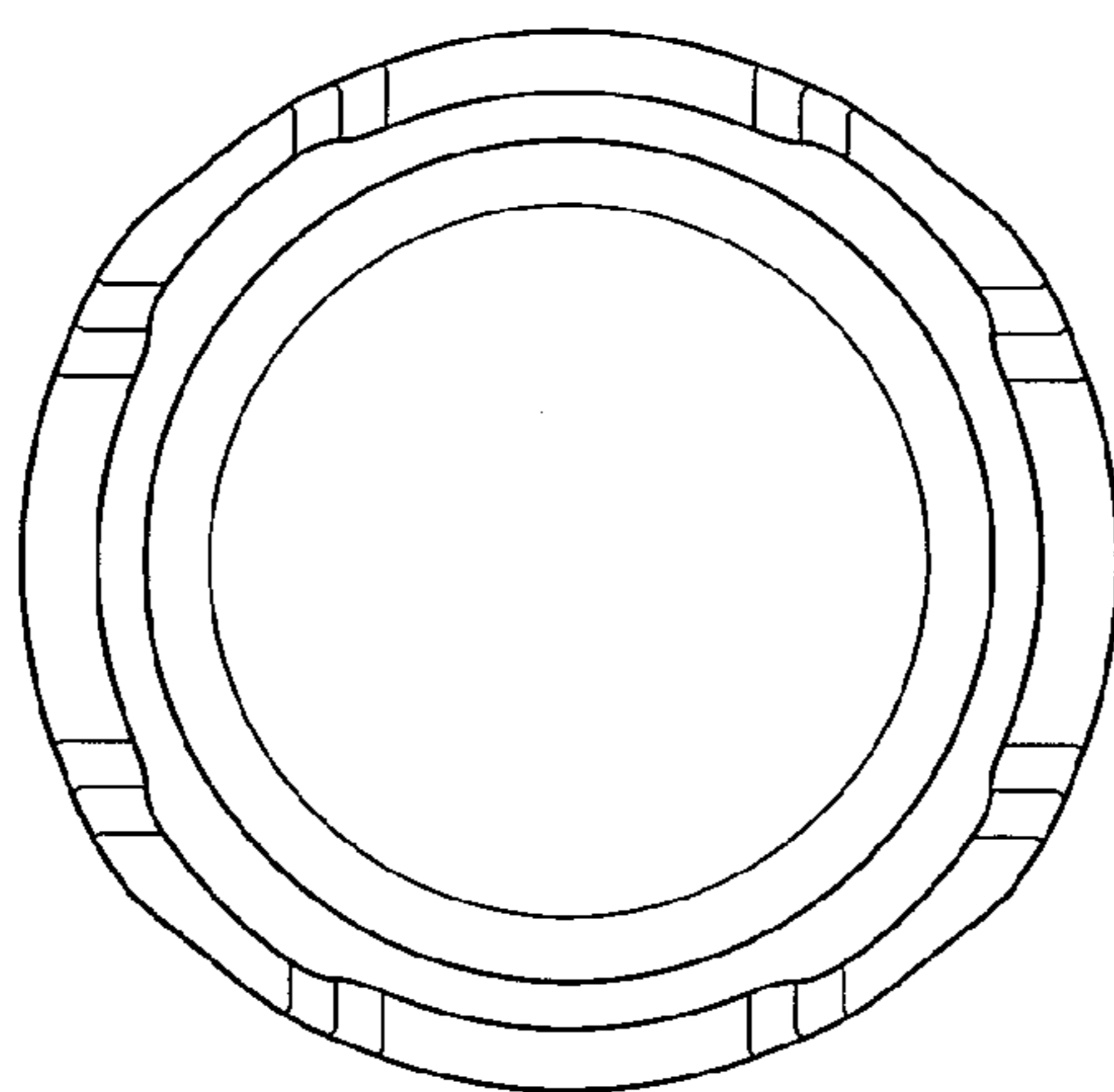


FIG. 6

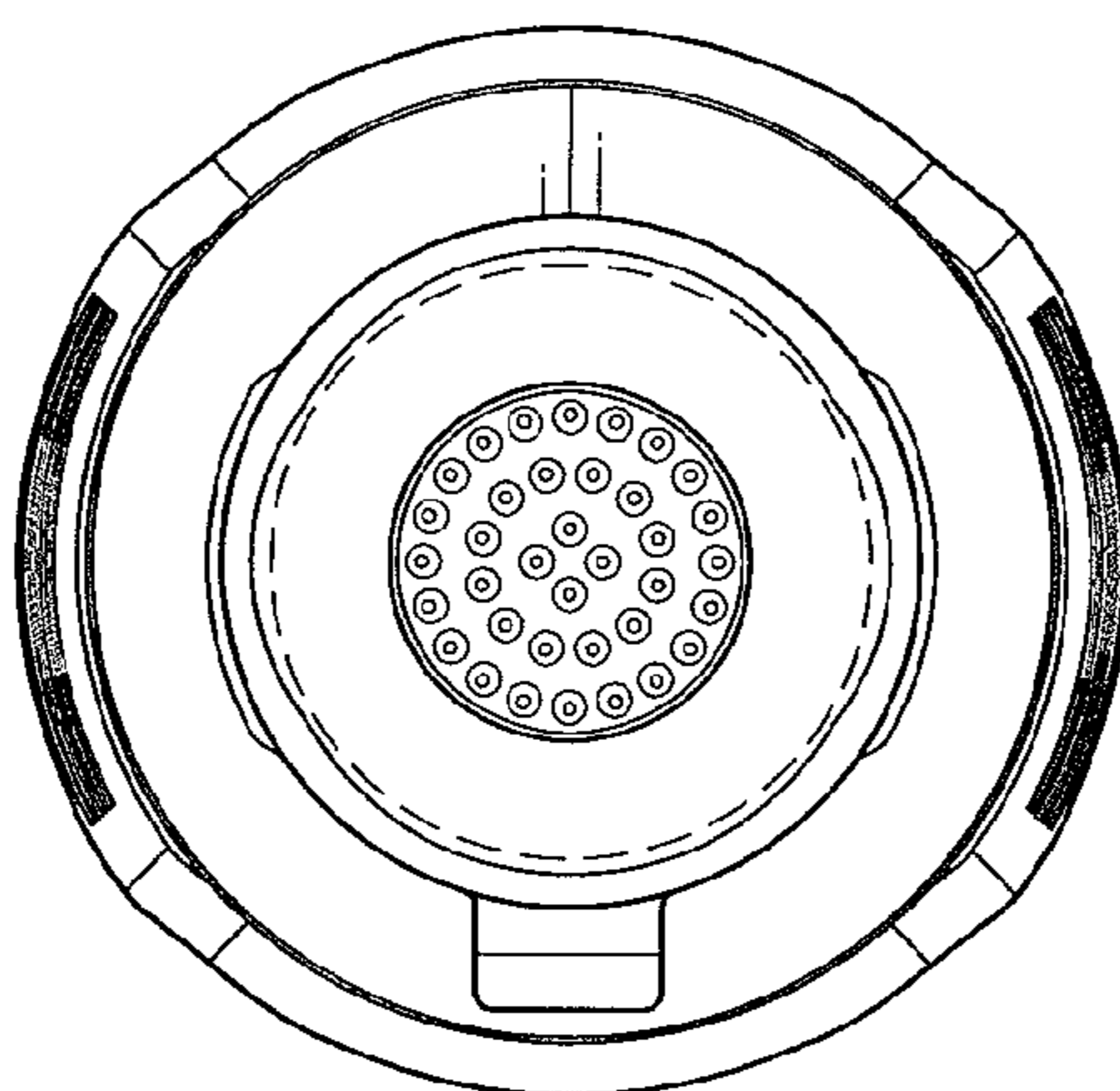


FIG. 7