



US00D687972S

(12) **United States Design Patent**  
**Weldon**

(10) **Patent No.:** **US D687,972 S**  
(45) **Date of Patent:** **\*\* Aug. 13, 2013**

(54) **CORNER STRENGTHENING BRACE FOR A FENCE**

*Primary Examiner* — Doris Clark

(74) *Attorney, Agent, or Firm* — Christopher Paradies; Paradies Law P.A.

(76) Inventor: **Mark Weldon**, Tampa, FL (US)

(\*\*) Term: **14 Years**

(57) **CLAIM**

The ornamental design for a corner strengthening brace for a fence, as shown and described.

(21) Appl. No.: **29/411,744**

(22) Filed: **Jan. 25, 2012**

(51) **LOC (9) Cl.** ..... **25-02**

(52) **U.S. Cl.**

USPC ..... **D25/38.1**

(58) **Field of Classification Search**

USPC ..... D25/38.1, 131, 61; D8/363; 256/1, 256/31, 34, 35, 21, 63, 64, 65.01, 65.03, 256/65.09, 70; 248/218.4, 219.3

See application file for complete search history.

**DESCRIPTION**

FIG. 1 is a perspective view of the corner strengthening brace for a fence.

FIG. 2 is a top plan view of the corner strengthening brace for a fence.

FIG. 3 is the bottom plan view of the corner strengthening brace for a fence.

FIG. 4 is a front elevation view of the corner strengthening brace for a fence.

FIG. 5 is a rear elevation view of the opposite side of the corner strengthening brace for a fence from the view shown in FIG. 4.

FIG. 6 is a left elevation view of the corner strengthening brace for a fence; and,

FIG. 7 is a right elevation view of the corner strengthening brace for a fence.

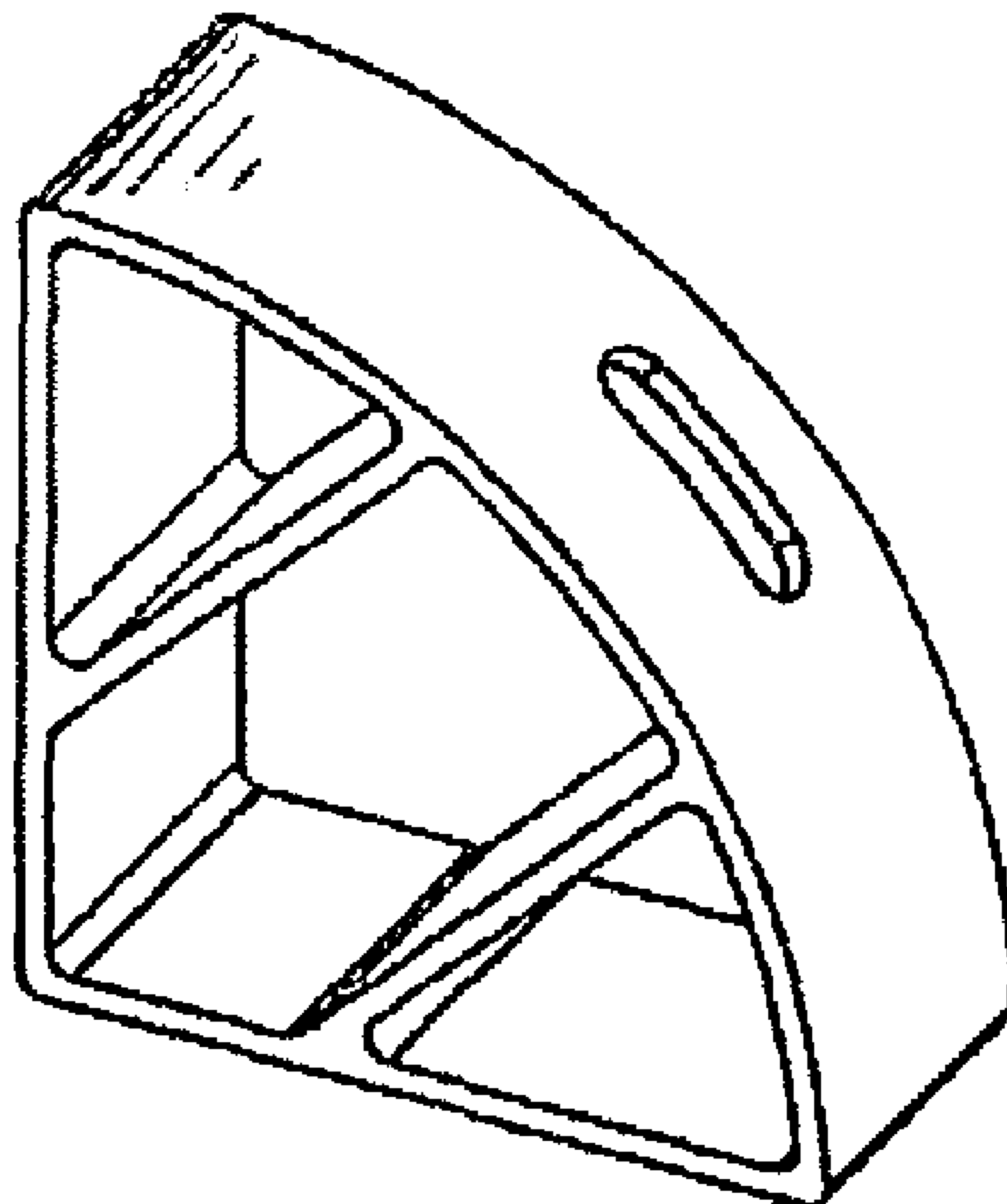
(56) **References Cited**

**U.S. PATENT DOCUMENTS**

442,189	A *	12/1890	Kitselman	.....	52/150
1,795,728	A *	3/1931	Maserang	.....	256/35
2,690,326	A *	9/1954	Kranick	.....	256/21
4,979,724	A *	12/1990	Williams	.....	256/36
6,279,879	B1 *	8/2001	Statz	.....	256/65.1
D470,948	S *	2/2003	Rumachik	.....	D25/61
D620,128	S *	7/2010	Gibbs	.....	D25/38.1

\* cited by examiner

**1 Claim, 1 Drawing Sheet**



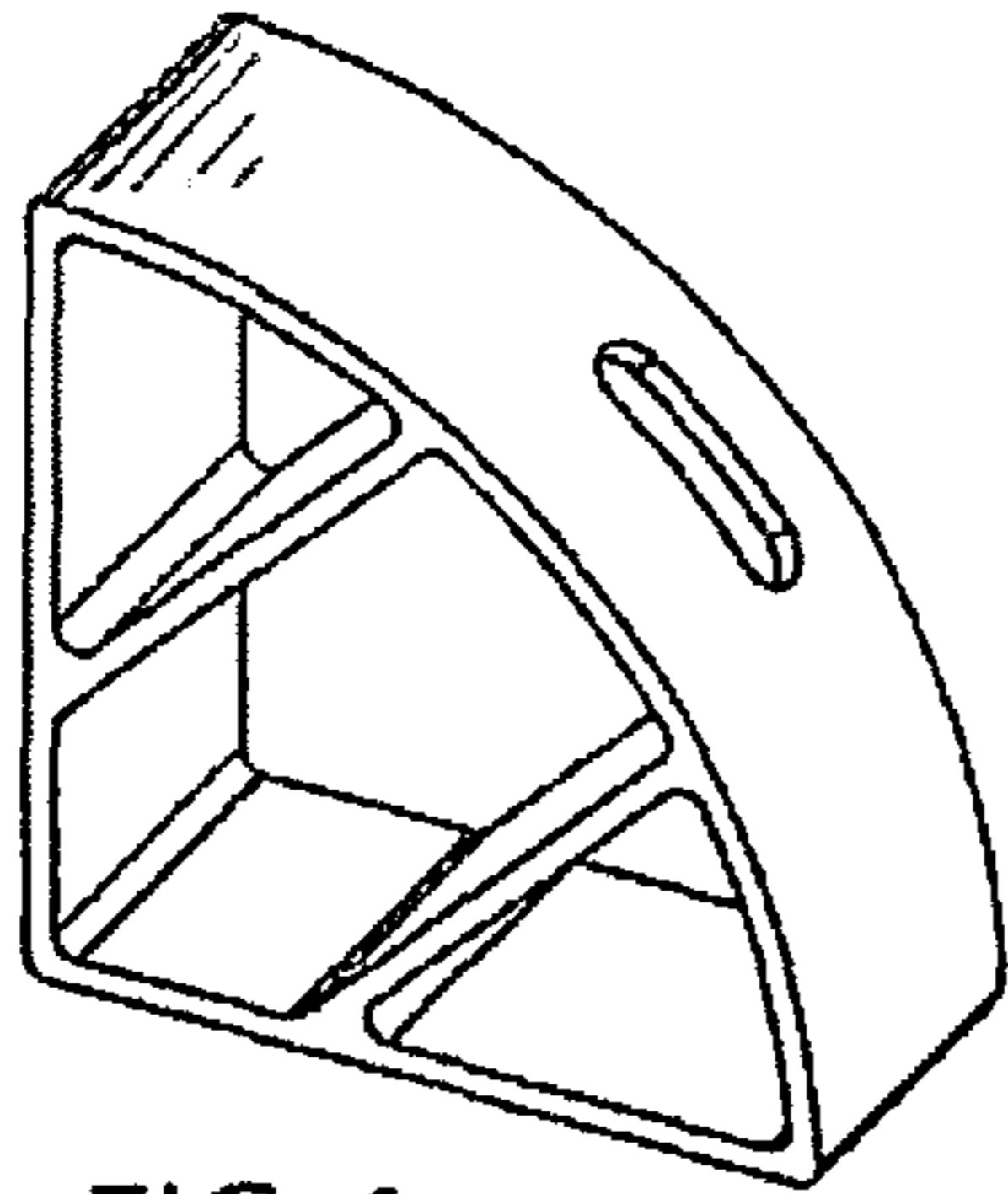


FIG. 1

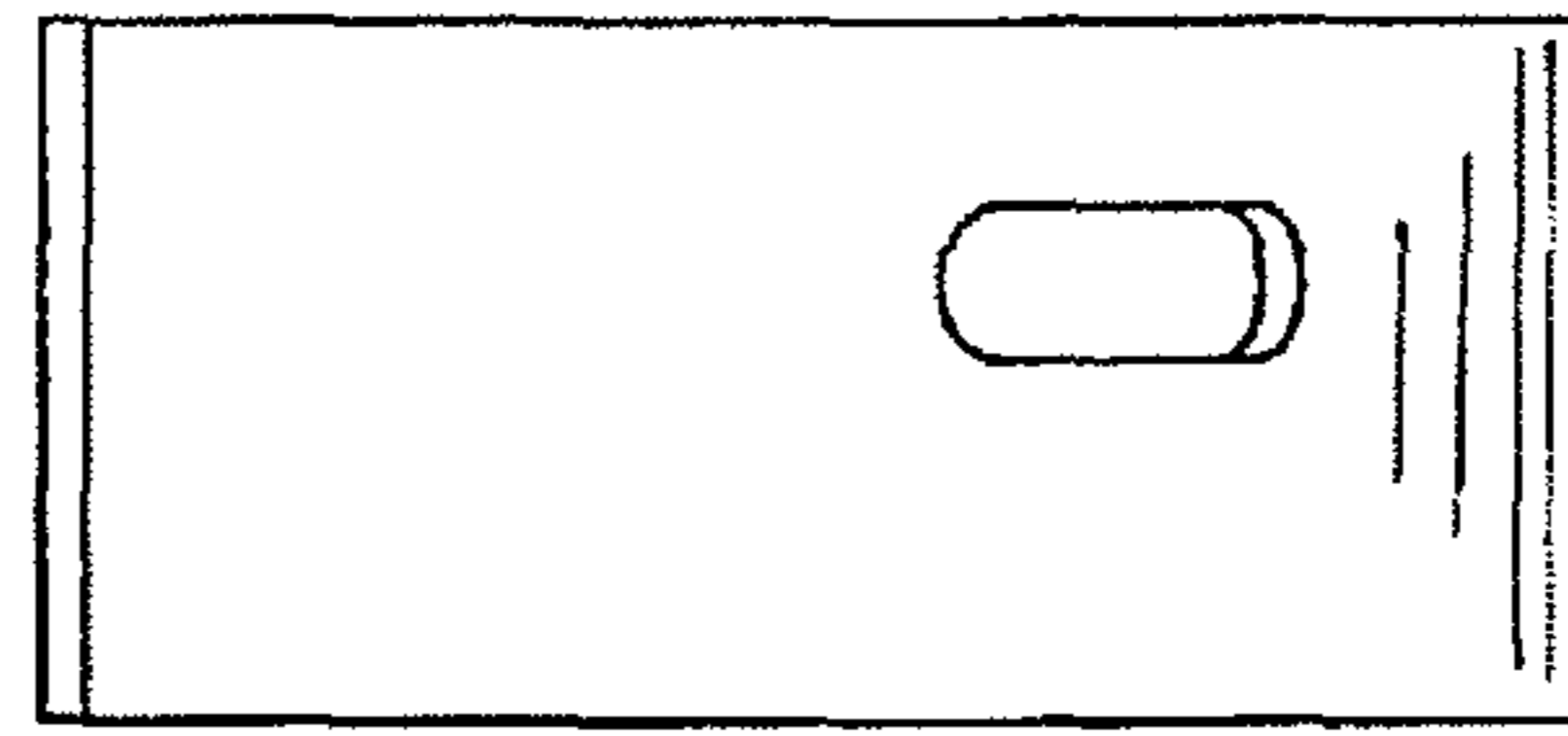


FIG. 2




FIG. 3




FIG. 4




FIG. 6

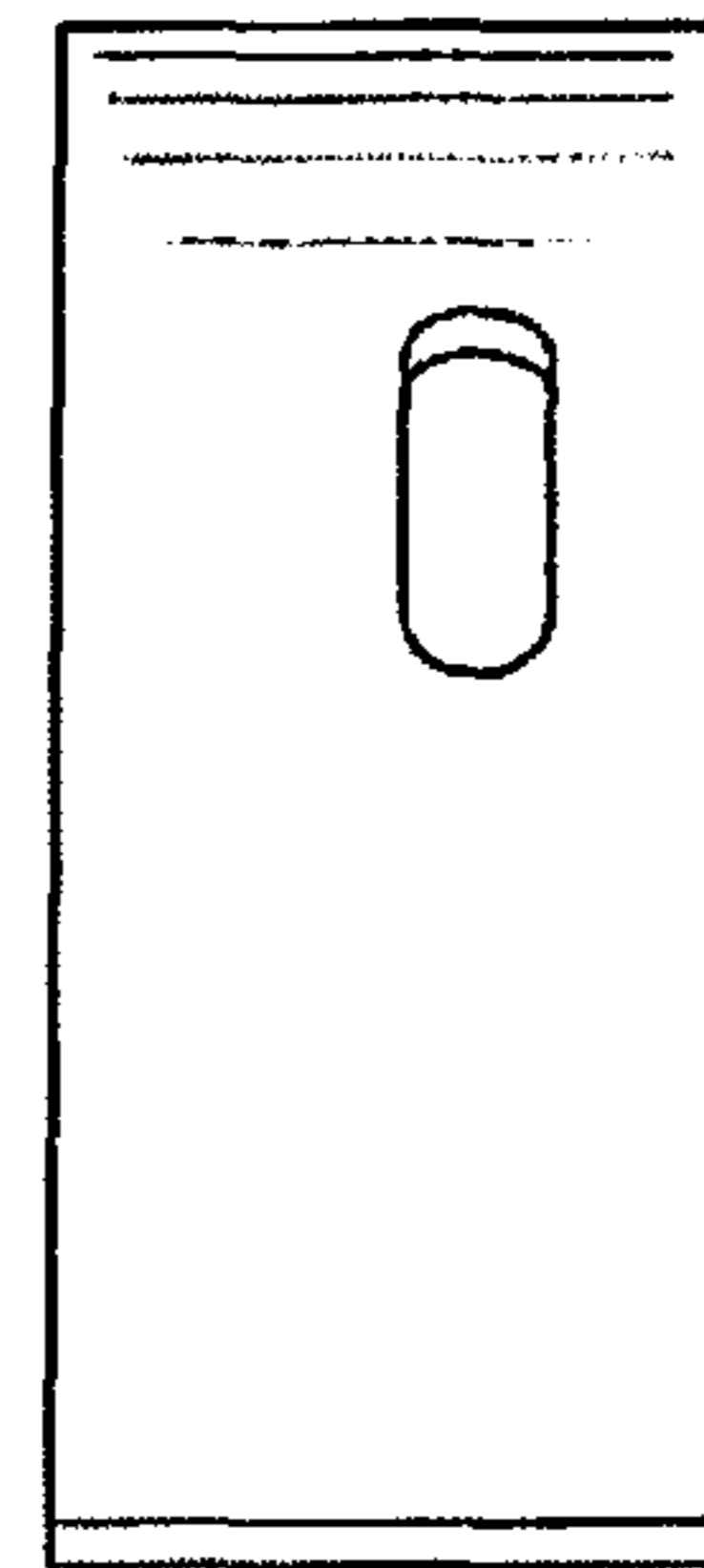


FIG. 7

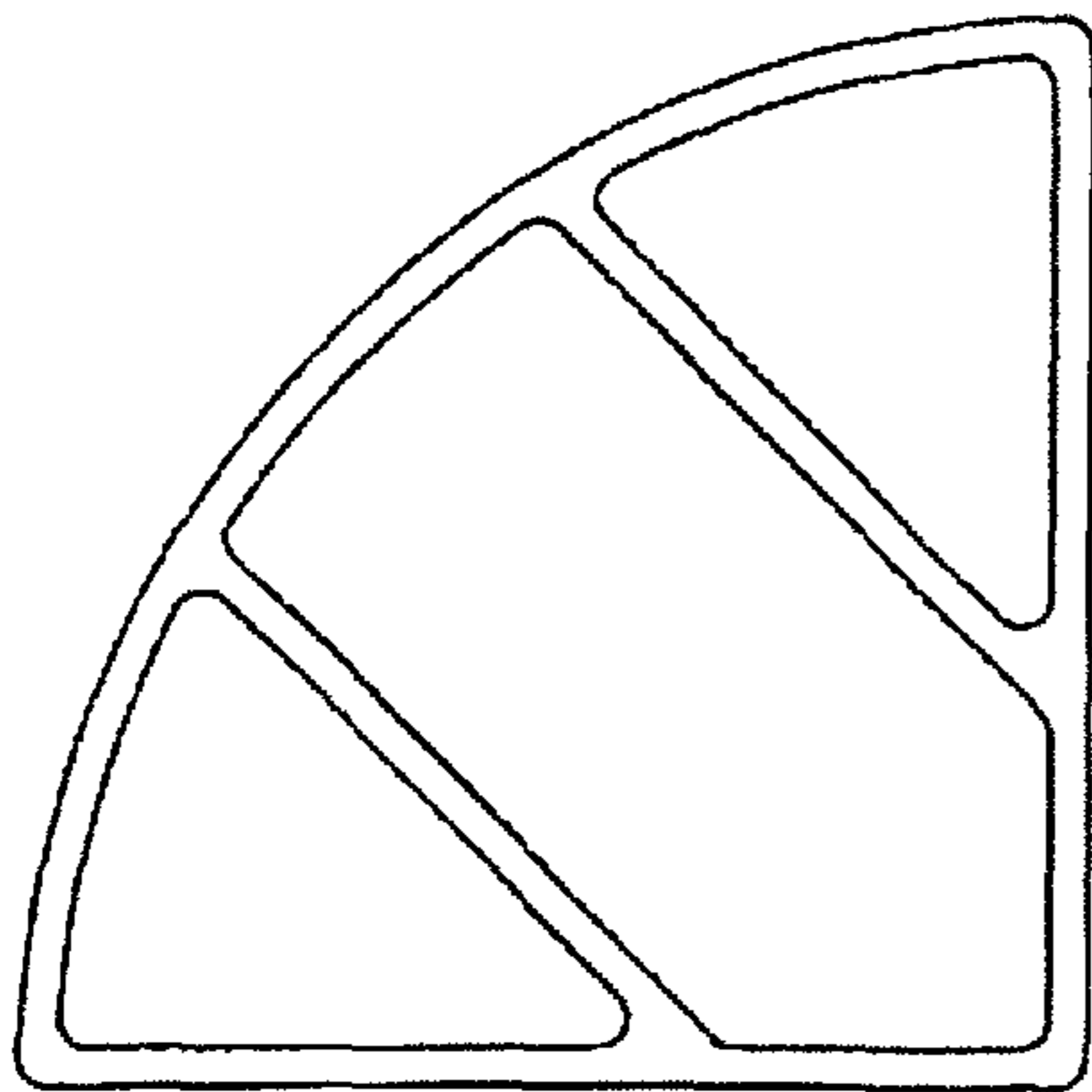


FIG. 5