



US00D687962S

(12) **United States Design Patent**
DiVittorio et al.

(10) **Patent No.:** **US D687,962 S**

(45) **Date of Patent:** **** Aug. 13, 2013**

(54) **MESSAGE DEVICE**

(71) Applicants: **Adrian Giovanni DiVittorio**, Mobile, AL (US); **Jonathan Harris Rudolph**, Mobile, AL (US)

(72) Inventors: **Adrian Giovanni DiVittorio**, Mobile, AL (US); **Jonathan Harris Rudolph**, Mobile, AL (US)

(73) Assignee: **Dr. Heal**, Mobile, AL (US)

(**) Term: **14 Years**

(21) Appl. No.: **29/451,674**

(22) Filed: **Apr. 5, 2013**

(51) **LOC (9) Cl.** **28-03**

(52) **U.S. Cl.**
USPC **D24/215**

(58) **Field of Classification Search**
USPC D24/200, 211, 212, 213, 214, 215;
601/114, 120, 121, 124, 125, 130, 131, 134,
601/135, 136, 137

See application file for complete search history.

(56) **References Cited**

U.S. PATENT DOCUMENTS

663,303	A	12/1900	Sutton	
3,389,418	A	6/1968	Sencabaugh	
4,590,926	A *	5/1986	Courtin	601/137
5,231,977	A	8/1993	Graston	
5,366,437	A	11/1994	Graston	
5,441,478	A	8/1995	Graston	

D373,197	S	8/1996	Schepper	
D374,484	S	10/1996	Haynes	
5,707,346	A	1/1998	Graston	
6,010,469	A *	1/2000	McAtee	601/135
6,077,239	A *	6/2000	Lin	601/137
6,126,620	A *	10/2000	Graston	601/137
D456,909	S	5/2002	Szabo	
6,641,547	B2 *	11/2003	Sevier et al.	601/135
D524,445	S *	7/2006	Liang	D24/214
D615,210	S *	5/2010	Woodhams et al.	D24/211
D624,193	S *	9/2010	Katzenberger	D24/214
D634,022	S *	3/2011	Scappaticci	D24/215
D638,549	S *	5/2011	Scappaticci	D24/214
D678,539	S *	3/2013	Narson	D24/200
D681,841	S *	5/2013	Scappaticci	D24/215

* cited by examiner

Primary Examiner — Sandra Snapp

(74) *Attorney, Agent, or Firm* — Adams IP, LLC; J. Hunter Adams

(57) **CLAIM**

The ornamental design for a massage device, as shown.

DESCRIPTION

FIG. 1 is a front perspective view of a massage device incorporating our new design;
FIGS. 2 and 3 are, respectively, front and rear elevational views thereof;
FIG. 4 is a right side elevational view thereof;
FIG. 5 is a left side elevational view thereof;
FIG. 6 is a top plan view thereof; and,
FIG. 7 is a bottom plan view thereof.

1 Claim, 4 Drawing Sheets

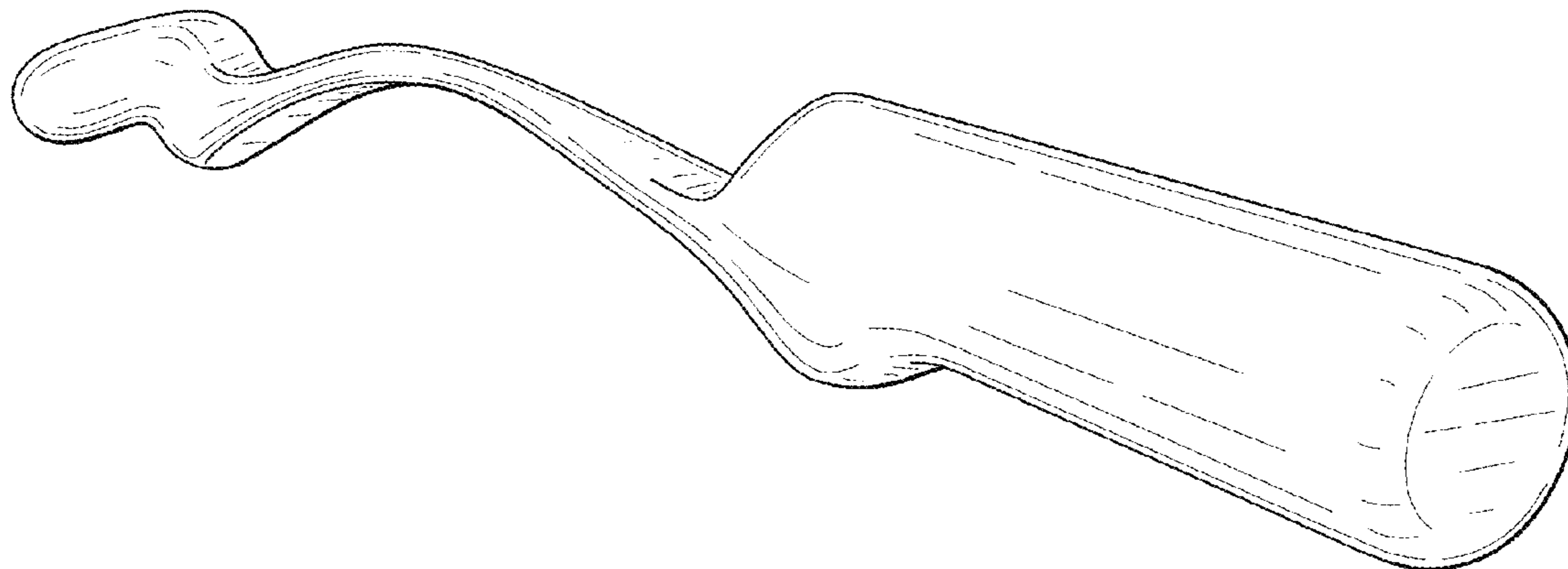


FIG. 1

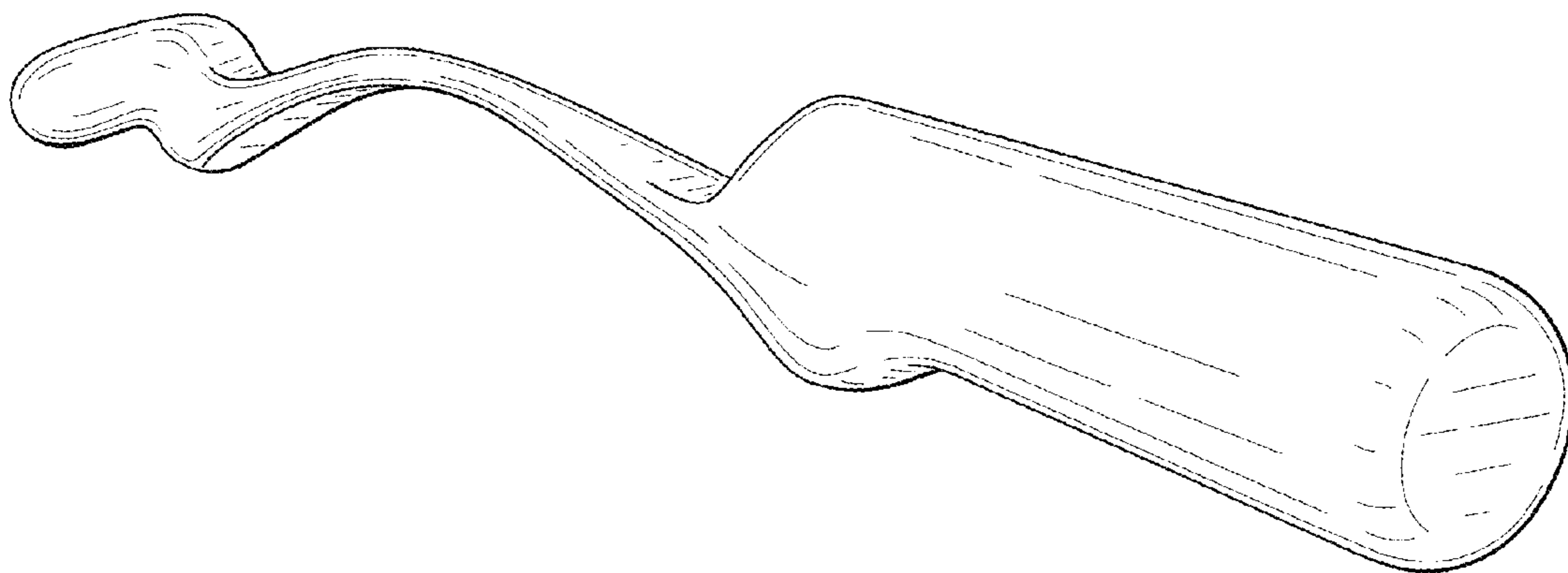


FIG. 2

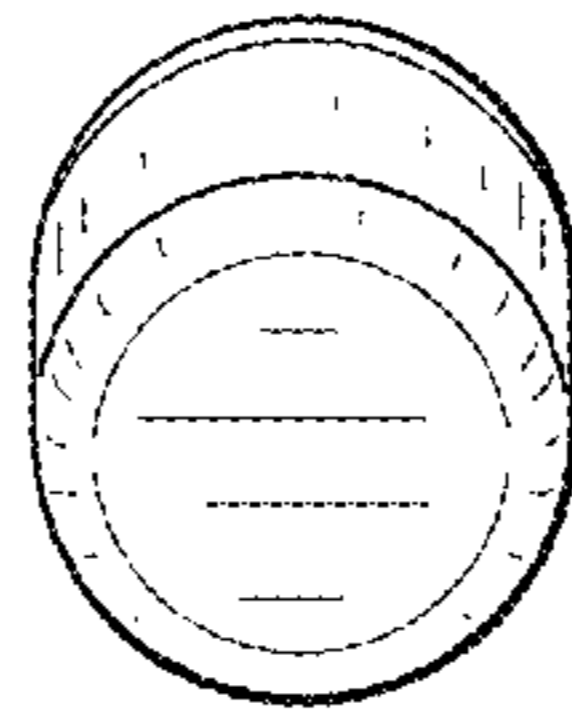


FIG. 3

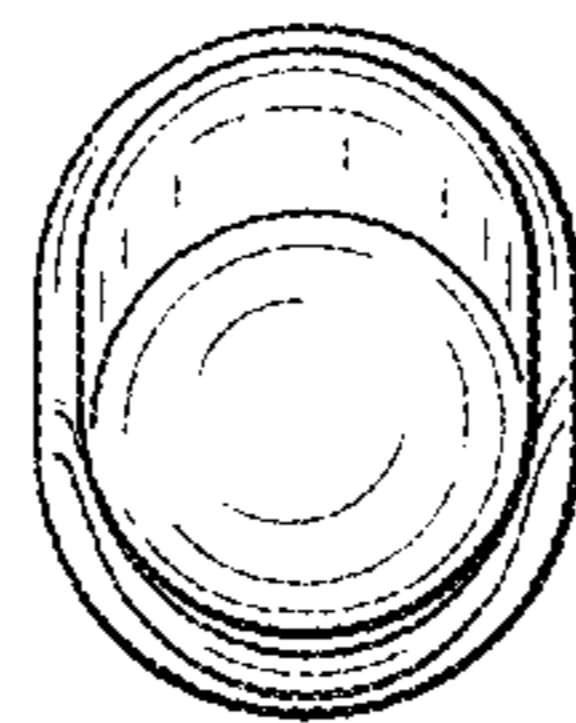


FIG. 4

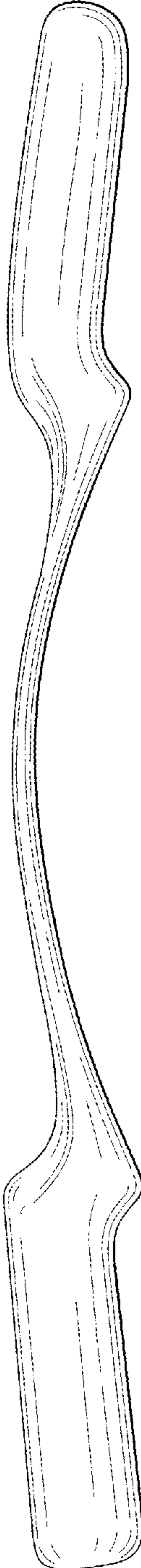


FIG. 5

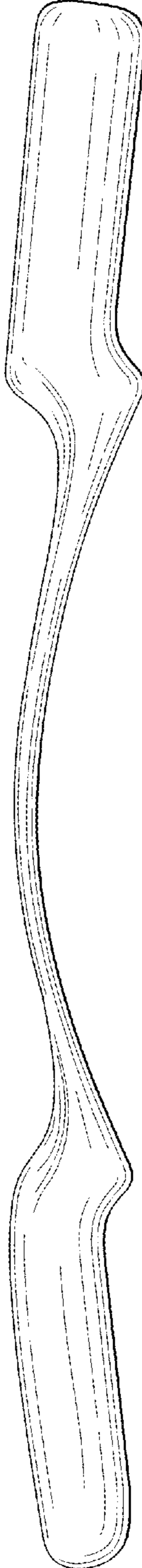


FIG. 6

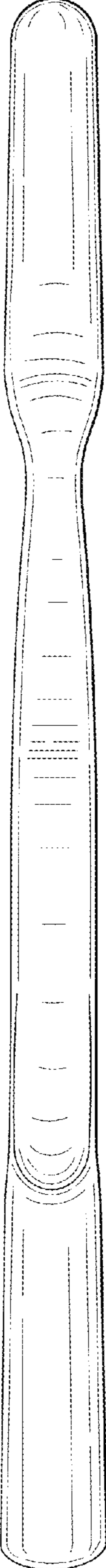


FIG. 7

