



US00D687961S

(12) **United States Design Patent**
Marshall

(10) **Patent No.:** **US D687,961 S**

(45) **Date of Patent:** **** Aug. 13, 2013**

(54) **VIBRATOR HANDLE**

(71) Applicant: **Rocks Off Limited**, Kettering (GB)

(72) Inventor: **Ian Peter Marshall**, Kettering (GB)

(73) Assignee: **Rocks Off Limited**, Kettering,
Northamptonshire (GB)

(**) Term: **14 Years**

(21) Appl. No.: **29/434,380**

(22) Filed: **Oct. 12, 2012**

(30) **Foreign Application Priority Data**

Apr. 12, 2012 (EM) 001322069-0002

(51) **LOC (9) Cl.** **28-03**

(52) **U.S. Cl.**
USPC **D24/215**

(58) **Field of Classification Search**
USPC D24/200, 211, 212, 213, 214, 215;
601/114, 120, 121, 124, 125, 130, 131, 134,
601/135, 136, 137

See application file for complete search history.

(56) **References Cited**

U.S. PATENT DOCUMENTS

D412,989	S	*	8/1999	Chen	D24/211
D422,085	S	*	3/2000	Chen	D24/211
D598,563	S	*	8/2009	Cannon et al.	D24/215
D653,762	S	*	2/2012	Nan	D24/215
D653,763	S	*	2/2012	Nan	D24/215
D667,133	S	*	9/2012	Marshall	D24/215
2002/0103415	A1	*	8/2002	Manska et al.	600/38

* cited by examiner

Primary Examiner — Sandra Snapp

(74) *Attorney, Agent, or Firm* — Heslin Rothenberg Farley & Mesiti P.C.

(57) **CLAIM**

The ornamental design for a vibrator handle, as shown and described.

DESCRIPTION

FIG. 1 is a perspective view of a vibrator handle of the present invention;

FIG. 2 is a front elevation view thereof;

FIG. 3 is a right side elevation view thereof;

FIG. 4 is a rear elevation view thereof;

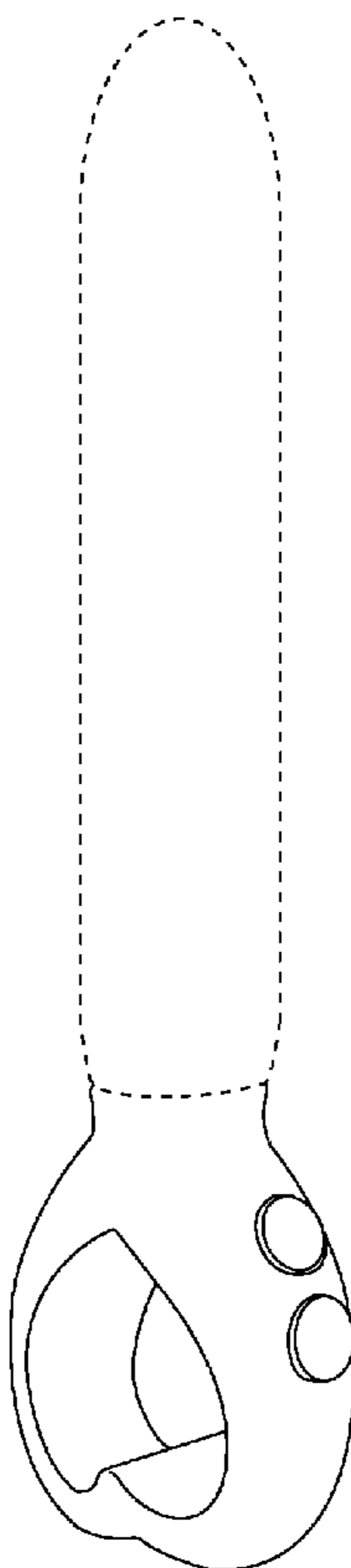
FIG. 5 is a left elevation view thereof;

FIG. 6 is a top plan view thereof; and,

FIG. 7 is a bottom plan view thereof.

The broken lines shown in the drawings are for illustrative purposes only and form no part of the claimed design.

1 Claim, 7 Drawing Sheets



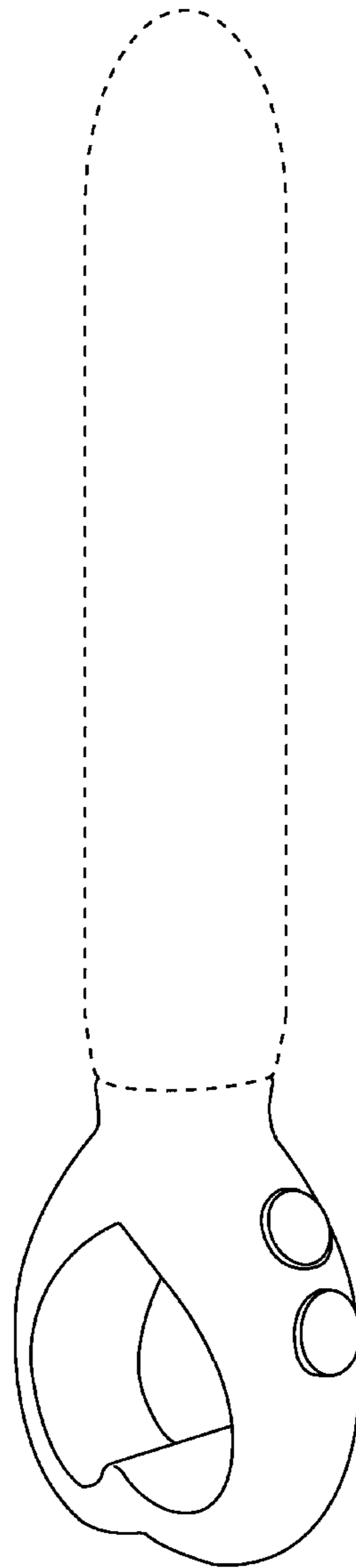


FIG. 1




FIG. 2

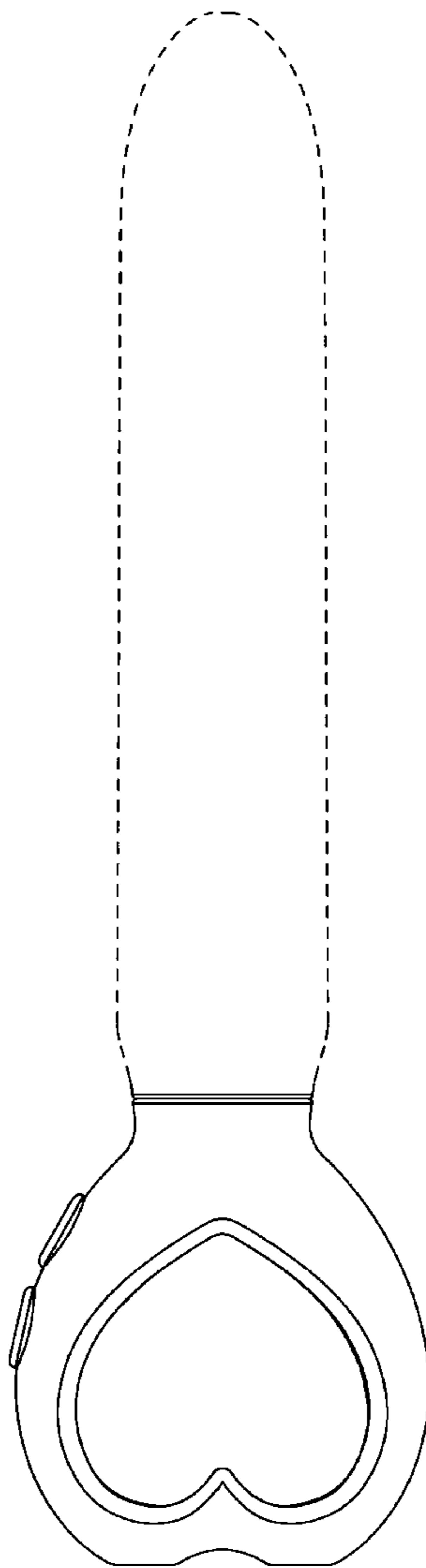


FIG. 3



FIG. 4

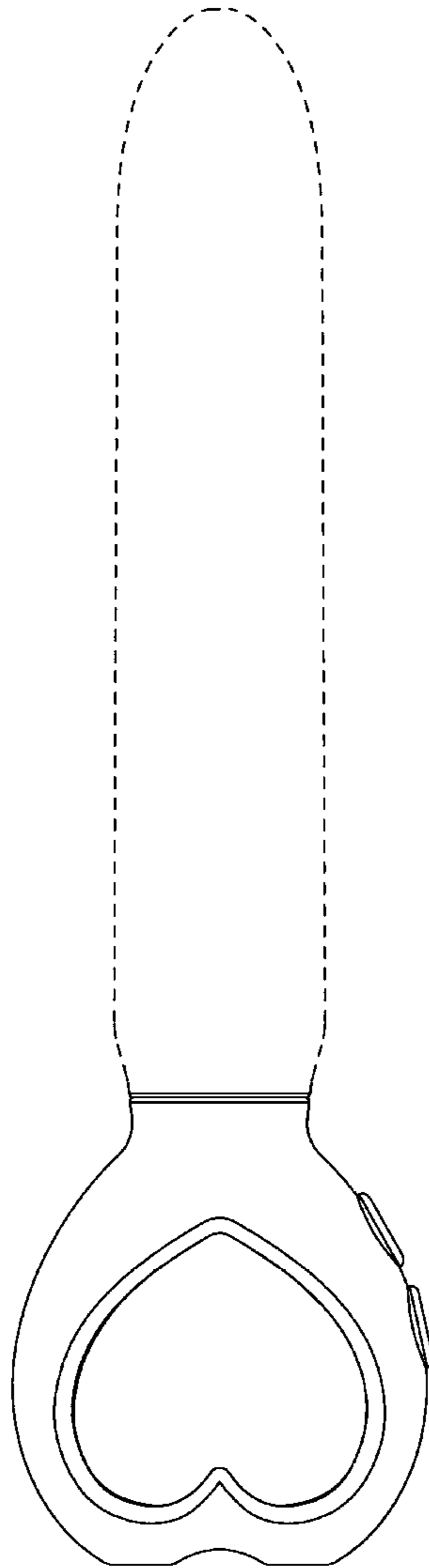


FIG. 5

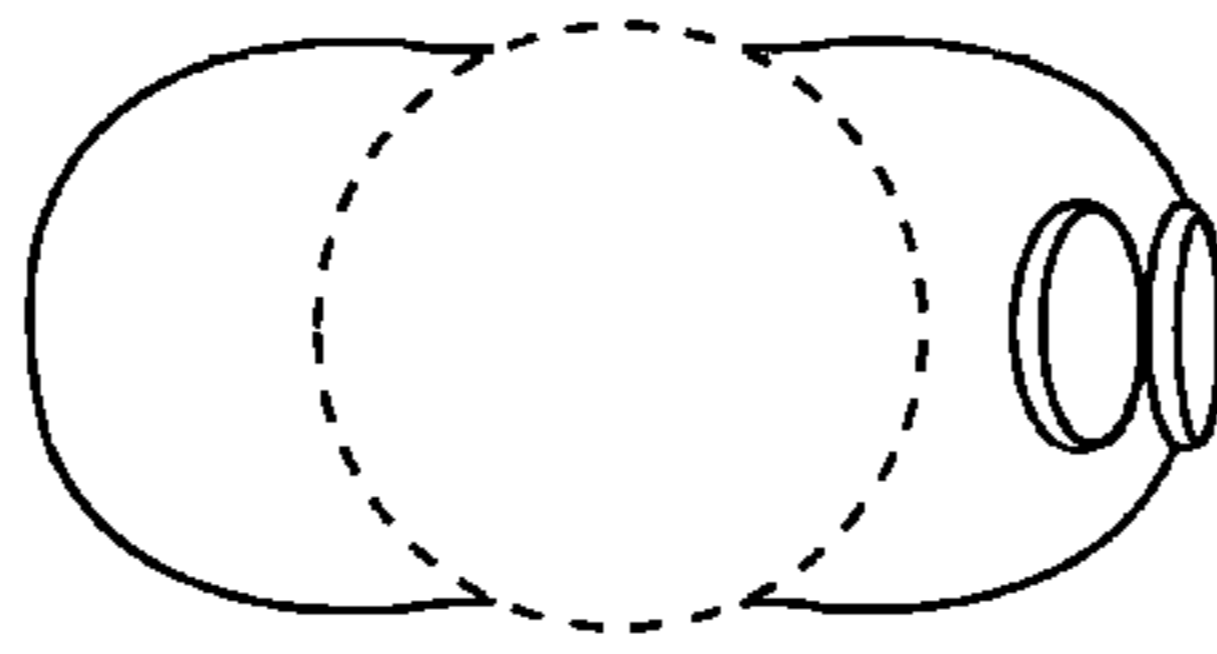


FIG. 6

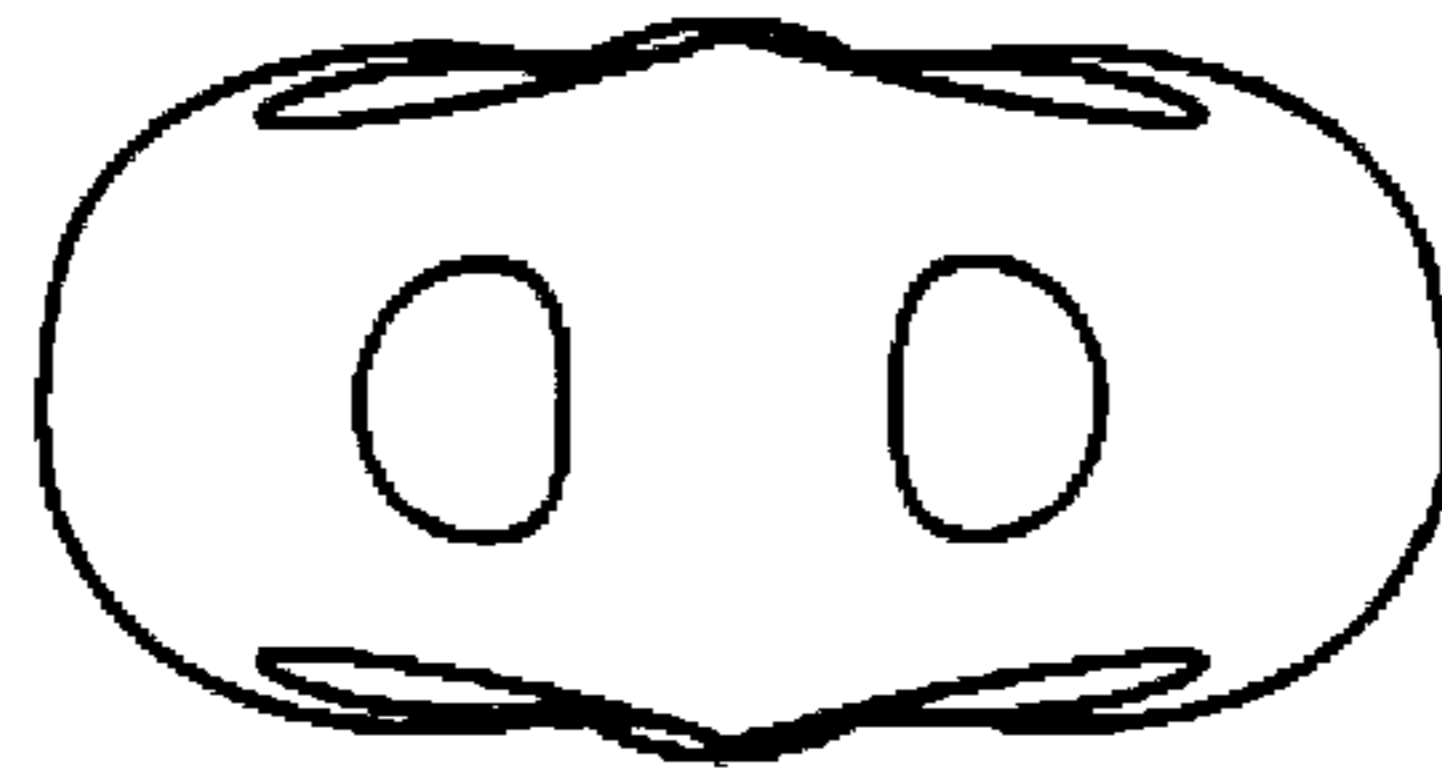


FIG. 7