



US00D687960S

(12) **United States Design Patent**
Zeng et al.

(10) **Patent No.:** **US D687,960 S**

(45) **Date of Patent:** **** Aug. 13, 2013**

(54) **PERSONAL VIBRATOR**

(75) Inventors: **Ming Zeng**, Edison, NJ (US); **Stephanie F. Berez**, Pennington, NJ (US); **Tylor Garland**, Studio City, CA (US); **Aldis Rauda**, Hollywood, CA (US)

(73) Assignee: **Church & Dwight Co., Inc.**, Princeton, NJ (US)

(**) Term: **14 Years**

(21) Appl. No.: **29/432,064**

(22) Filed: **Sep. 13, 2012**

Related U.S. Application Data

(62) Division of application No. 29/403,208, filed on Oct. 3, 2011, now Pat. No. Des. 673,688.

(51) **LOC (9) Cl.** **28-03**

(52) **U.S. Cl.**
USPC **D24/215**

(58) **Field of Classification Search**
USPC D24/200, 211–215; 601/27, 28, 33,
601/40, 46, 47, 48, 63, 80, 99, 104, 112,
601/113, 114, 119, 122, 125, 129, 134, 135,
601/137, DIG. 12, DIG. 13, DIG. 14, DIG. 15,
601/DIG. 16, DIG. 17

See application file for complete search history.

(56) **References Cited**

U.S. PATENT DOCUMENTS

2,584,735 A * 2/1952 Pancoast 401/26
D490,529 S * 5/2004 Yang D24/200

D548,850 S * 8/2007 Gladieux, III D24/214
D607,116 S * 12/2009 Morganstern D24/214
7,815,582 B2 10/2010 Imboden et al.
D631,973 S 2/2011 Imboden et al.
D631,974 S 2/2011 Imboden et al.
D637,308 S 5/2011 Imboden et al.
D637,309 S 5/2011 Park
D637,726 S * 5/2011 Francis D24/196
D637,729 S 5/2011 Tompkin
D638,134 S * 5/2011 Nikitczuk et al. D24/215
7,938,789 B2 5/2011 Imboden et al.
2010/0222719 A1 9/2010 Cowie et al.
2011/0071445 A1 3/2011 Imboden et al.

* cited by examiner

Primary Examiner — Sandra Snapp

(74) *Attorney, Agent, or Firm* — Stuart D. Frenkel; Jai-wei G. Fishman

(57) **CLAIM**

We claim the ornamental design for a personal vibrator, as shown and described.

DESCRIPTION

FIG. 1 is a perspective view of a personal vibrator of this invention;

FIG. 2 is a front elevation view of the personal vibrator;

FIG. 3 is a back elevation view of the personal vibrator;

FIG. 4 is a side elevation view of the personal vibrator;

FIG. 5 is an opposite side elevation view of the personal vibrator;

FIG. 6 is a top plan view of the personal vibrator; and,

FIG. 7 is a bottom plan view of the personal vibrator.

1 Claim, 3 Drawing Sheets

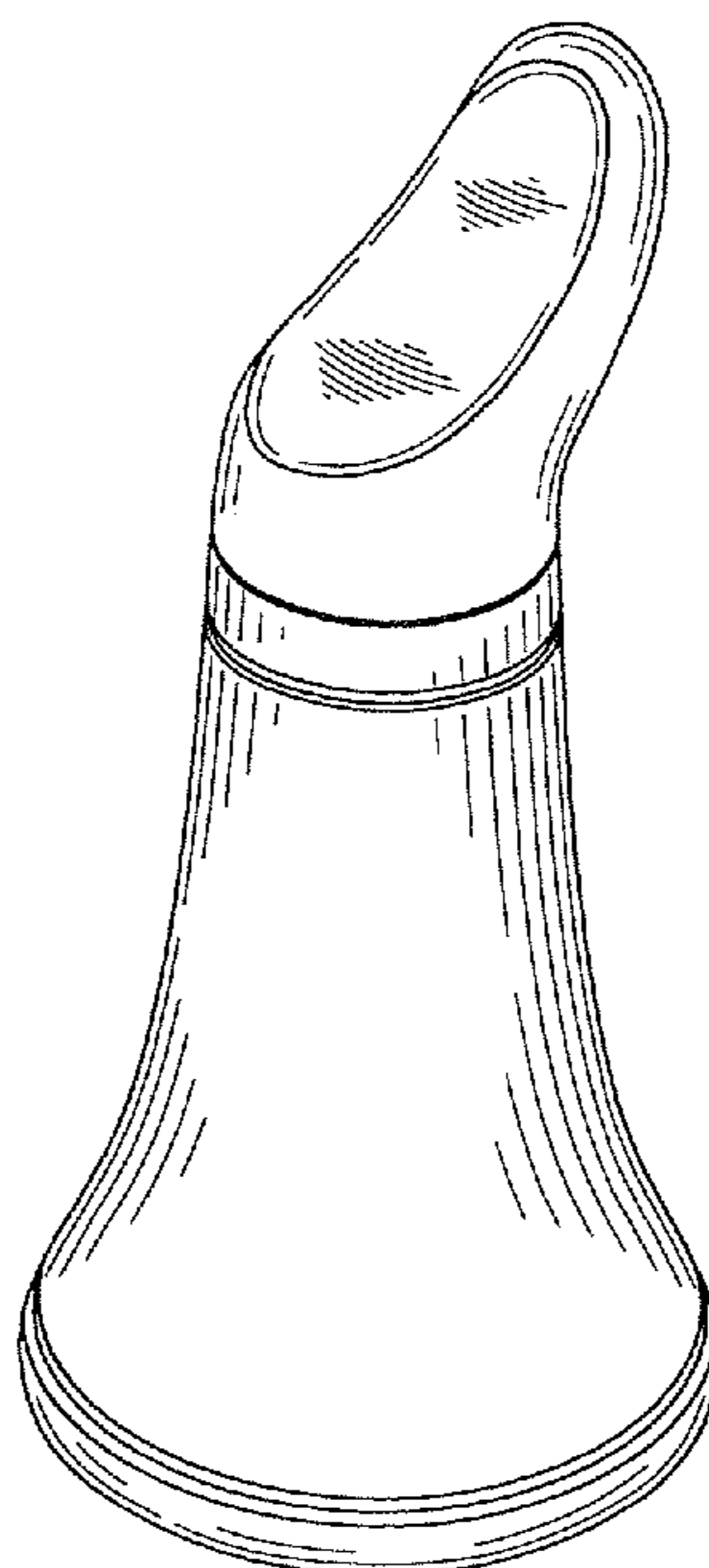


Fig. 1

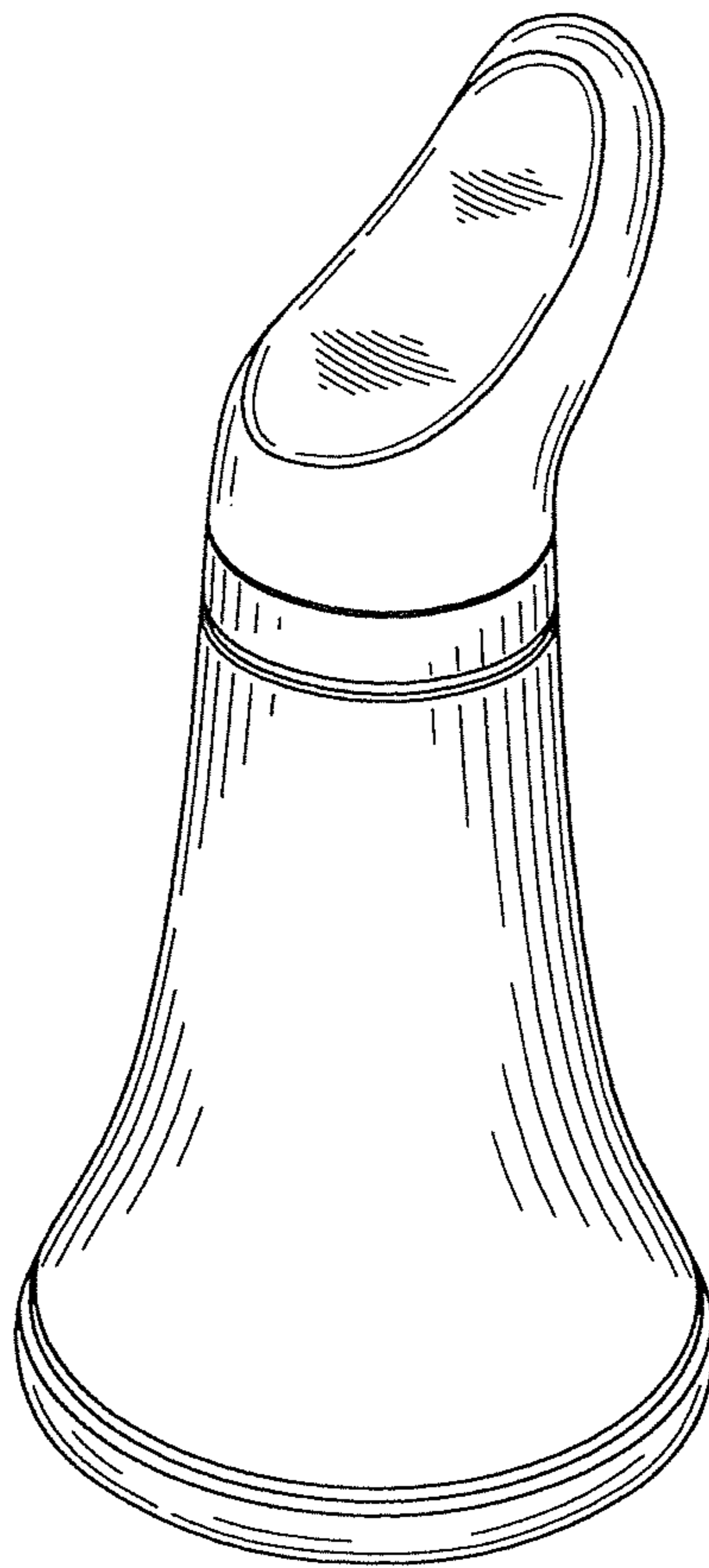


Fig. 5

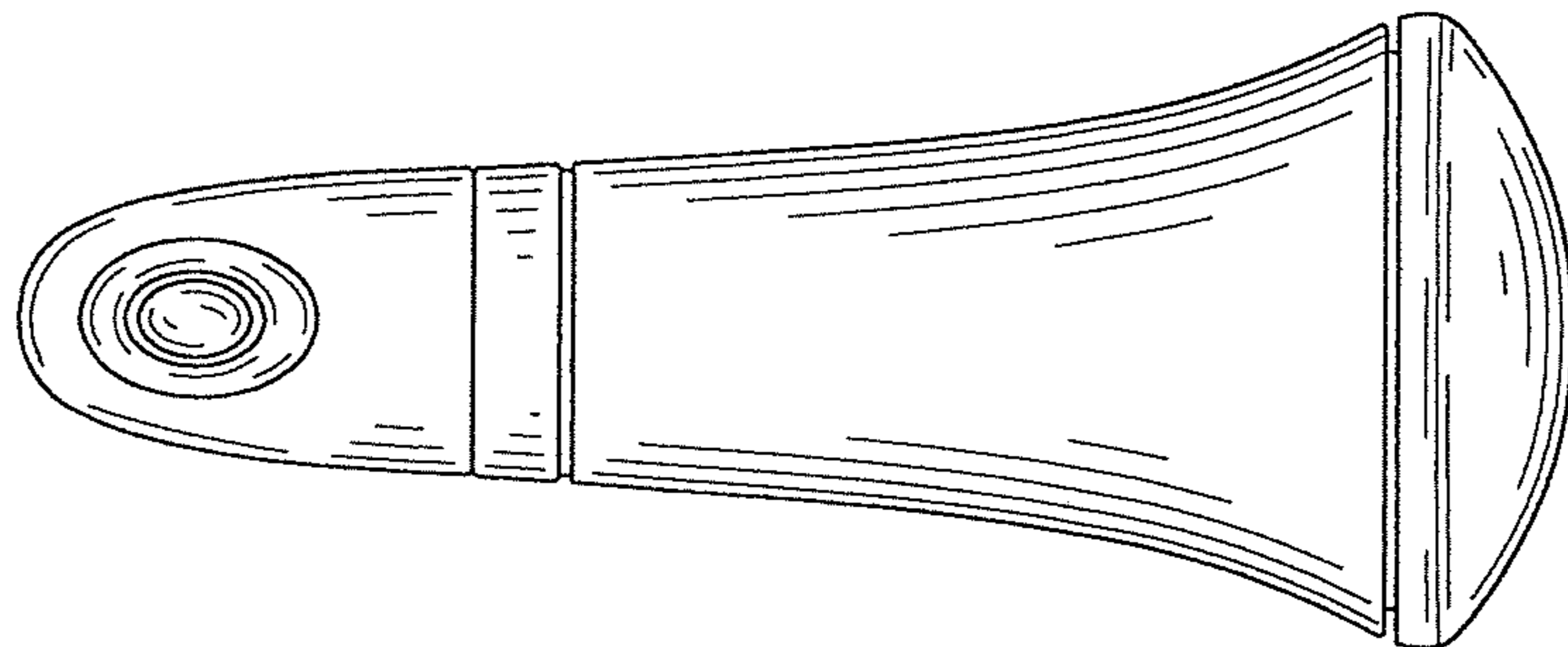


Fig. 4

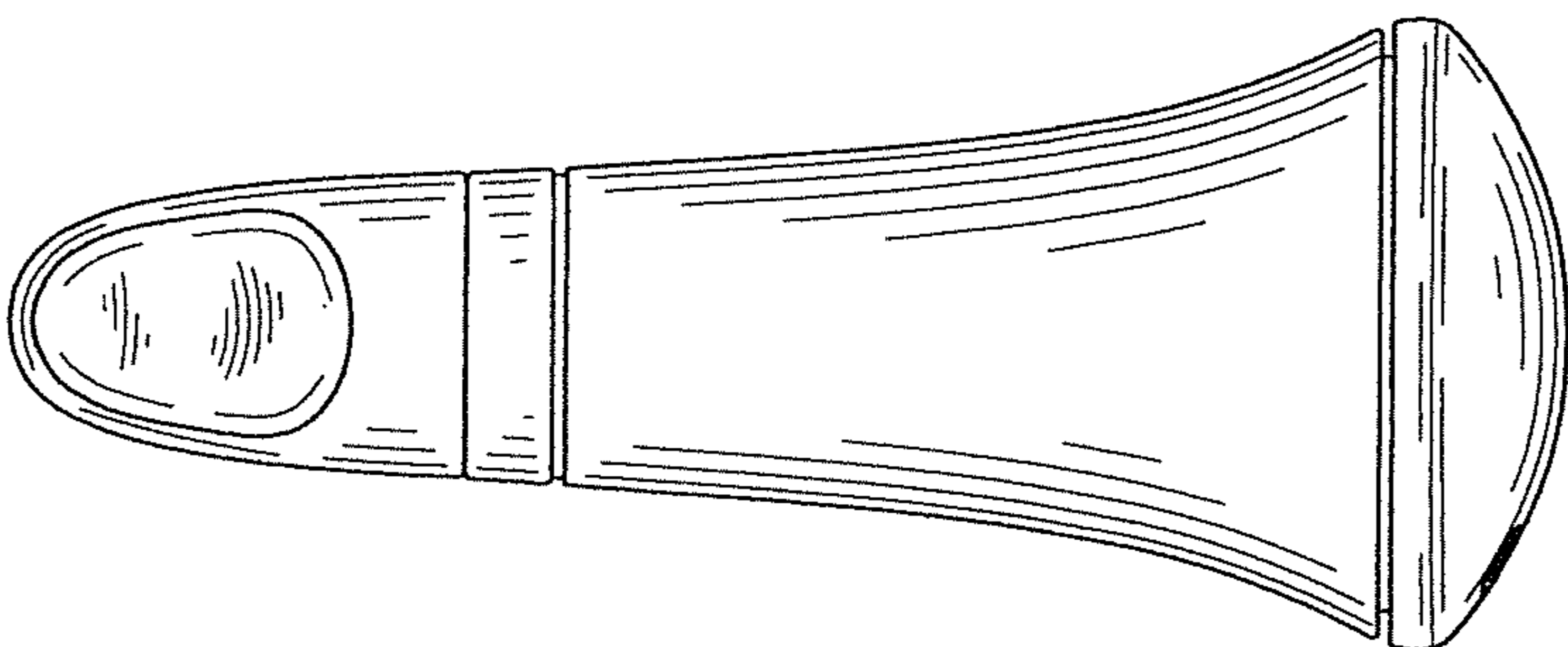


Fig. 3

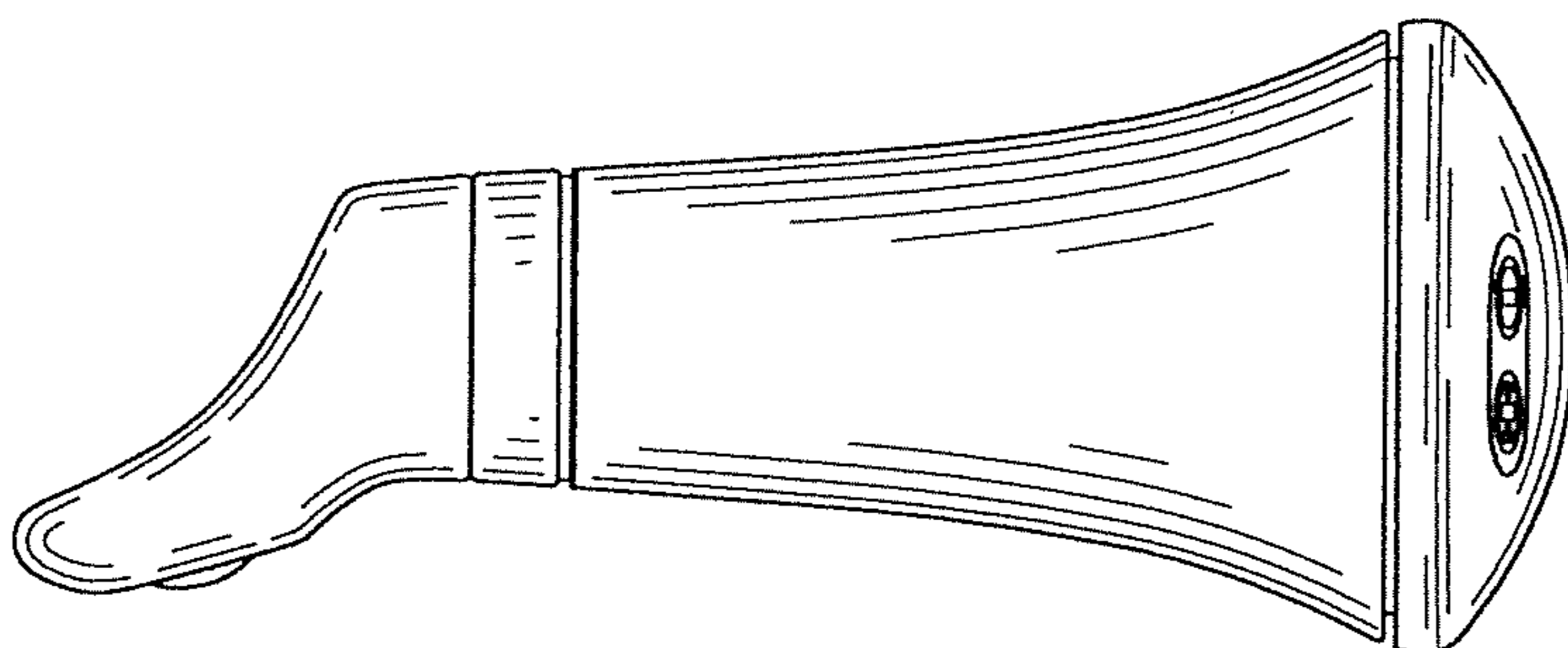


Fig. 2

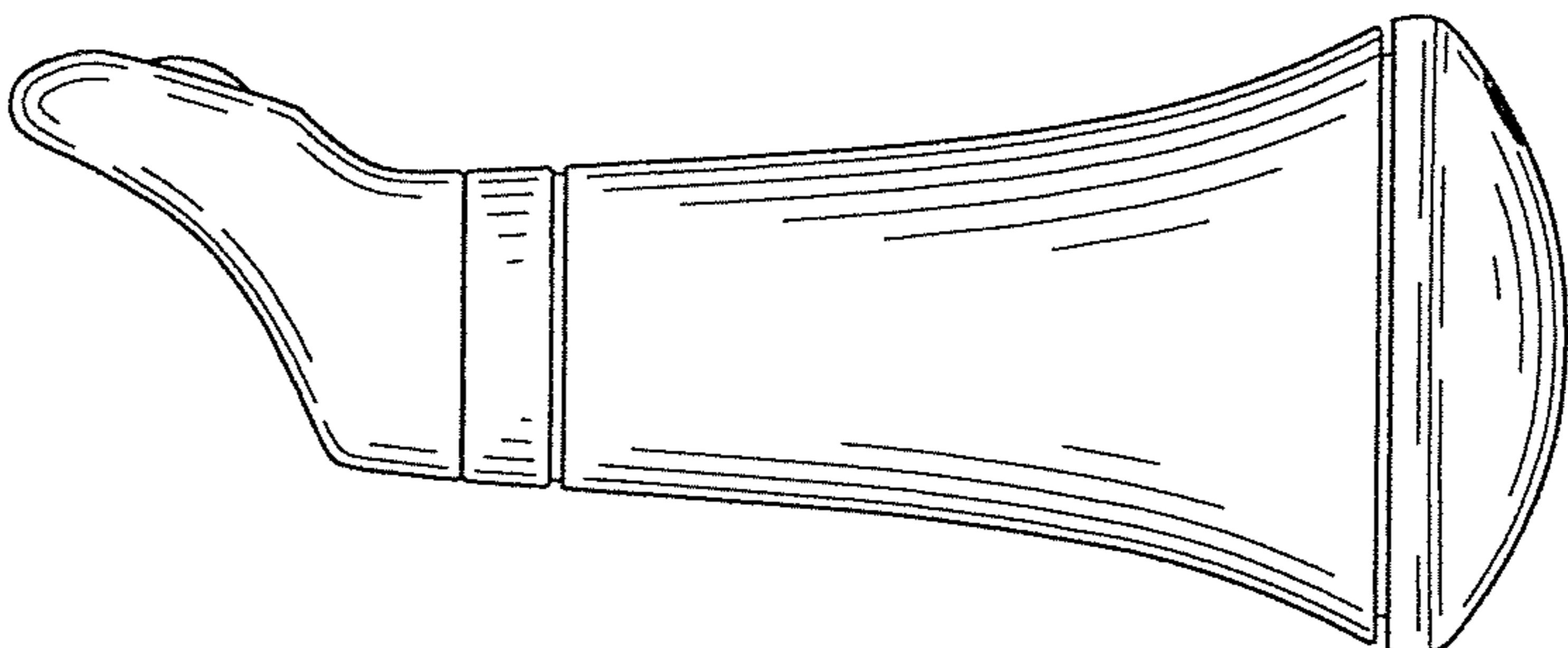


Fig. 6

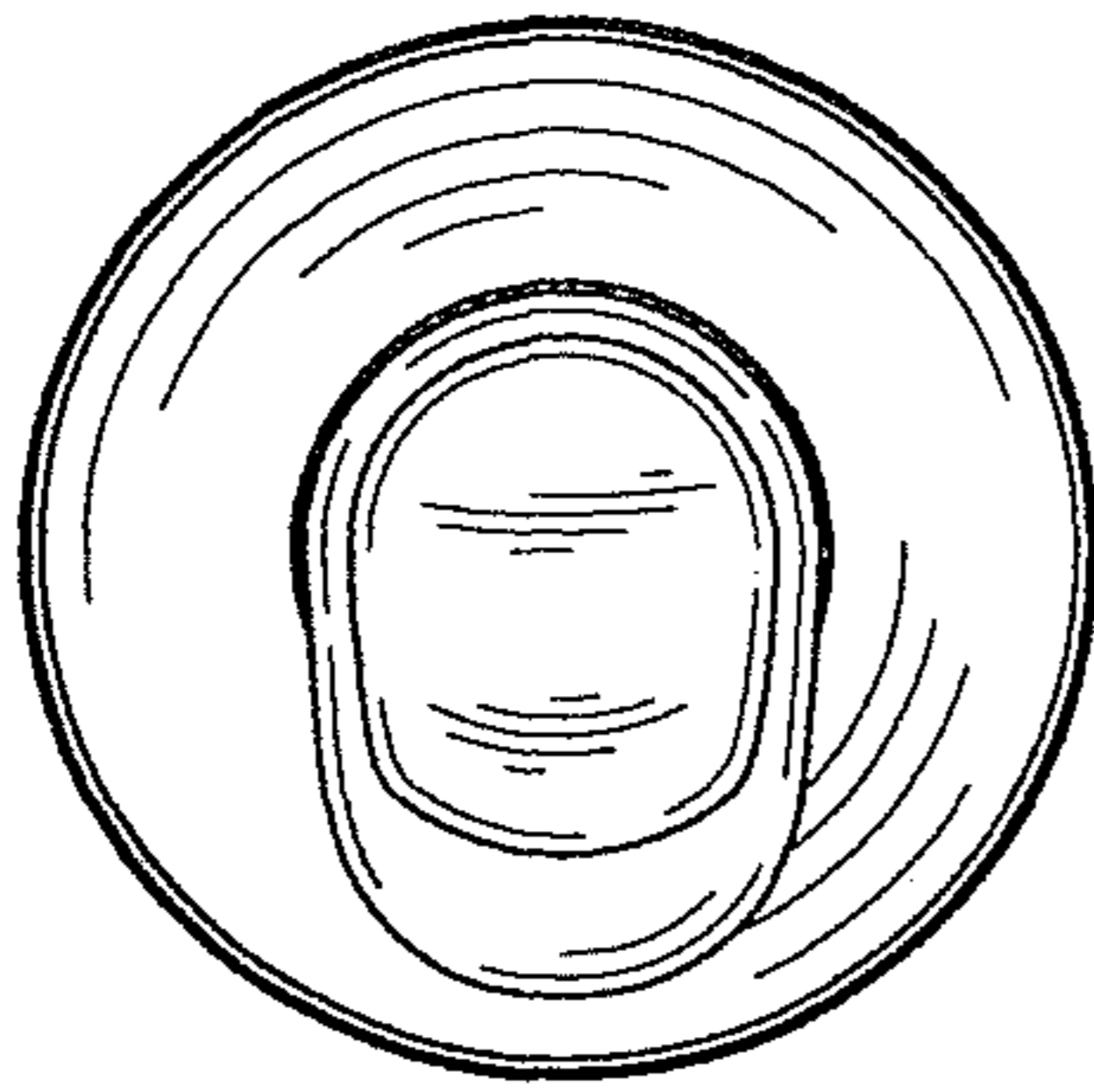


Fig. 7

