

US00D687959S

(12) **United States Design Patent**  
**Reichmann et al.**

(10) **Patent No.:** **US D687,959 S**  
(45) **Date of Patent:** **\*\* Aug. 13, 2013**

- (54) **PELVIC MUSCLE TRAINER**
- (75) Inventors: **Ingo Reichmann**, Hannover (DE);  
**Bianca Künnecke**, Hannover (DE);  
**Jürgen Hantke**, Gehrden (DE)
- (73) Assignee: **Redschlag Holding GmbH**, Hannover (DE)
- (\*\*) Term: **14 Years**
- (21) Appl. No.: **29/431,337**
- (22) Filed: **Sep. 6, 2012**
- (51) **LOC (9) Cl.** ..... **28-03**
- (52) **U.S. Cl.**  
USPC ..... **D24/215**
- (58) **Field of Classification Search**  
USPC . D24/200, 211, 212, 213, 214, 215; 601/114,  
601/120, 121, 124, 125, 130, 131, 134, 135,  
601/136, 137  
See application file for complete search history.

D507,655	S *	7/2005	Haddock	.....	D24/211
7,104,950	B2	9/2006	Levy		
D532,908	S *	11/2006	Haddock	.....	D24/211
D535,752	S *	1/2007	Smith	.....	D24/214
7,189,210	B1 *	3/2007	Hillman	.....	601/27
D649,259	S *	11/2011	Tompkin	.....	D24/215

**FOREIGN PATENT DOCUMENTS**

DE	698 07 196	T2	12/2002
DE	10 2008 034730	A1	2/2010
EP	1 138 886		8/2003

**OTHER PUBLICATIONS**

U.S. Appl. No. 13/605,160, filed Sep. 2012, Künnecke et al.

\* cited by examiner

*Primary Examiner* — Sandra Snapp

(74) *Attorney, Agent, or Firm* — Shlesinger, Arkwright & Garvey LLP

(57) **CLAIM**

The ornamental design for pelvic muscle trainer, as shown and described.

(56) **References Cited**

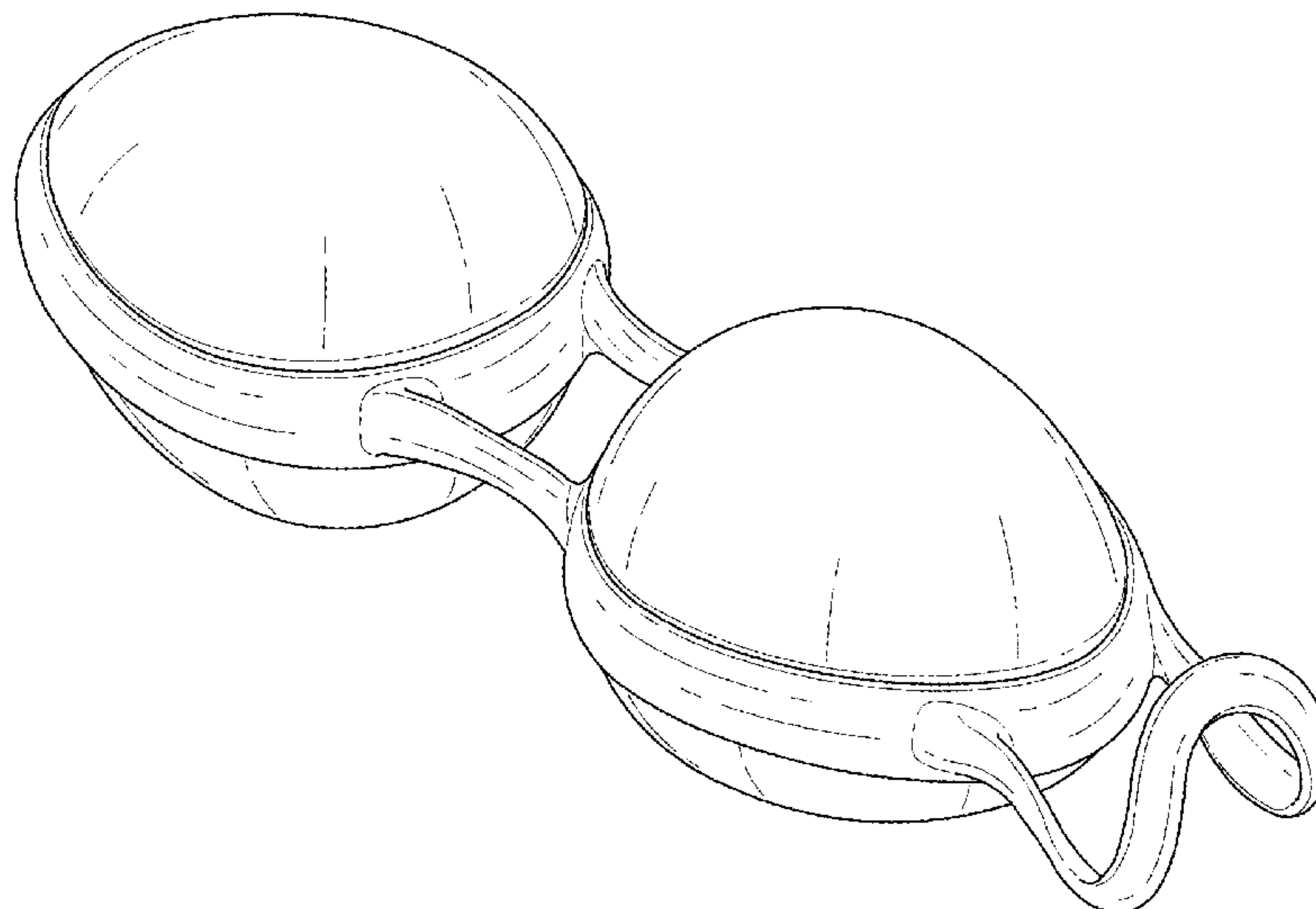
**U.S. PATENT DOCUMENTS**

2,286,324	A *	6/1942	Wentz	.....	601/120
D270,279	S *	8/1983	Hamilton	.....	D24/211
5,577,996	A *	11/1996	Gardner et al.	.....	601/120
5,580,336	A *	12/1996	Coallier	.....	482/44
D378,539	S *	3/1997	Scott	.....	D24/211
D398,402	S *	9/1998	Kirk et al.	.....	D24/211
5,817,047	A	10/1998	Osborn, III et al.		
D403,076	S *	12/1998	York	.....	D24/214
6,068,899	A	5/2000	Osborn, III et al.		
6,102,876	A *	8/2000	Winger	.....	601/135
D435,660	S *	12/2000	Yoo	.....	D24/211
D454,644	S *	3/2002	York	.....	D24/214
D469,880	S *	2/2003	York	.....	D24/214
D478,947	S *	8/2003	Lu	.....	D21/662
D486,235	S *	2/2004	Haddock	.....	D24/211
D491,671	S *	6/2004	Kim	.....	D24/211

**DESCRIPTION**

FIG. 1 is a top front perspective view of our pelvic muscle trainer;  
FIG. 2 is a top plan view of our pelvic muscle trainer of FIG. 1;  
FIG. 3 is a left side view of our pelvic muscle trainer of FIG. 1, the unillustrated right side view being a mirror image thereof;  
FIG. 4 is a front view of our pelvic muscle trainer; and,  
FIG. 5 is a rear view of our pelvic muscle trainer of FIG. 1. The unillustrated bottom view forms no part of the claimed design.

**1 Claim, 2 Drawing Sheets**



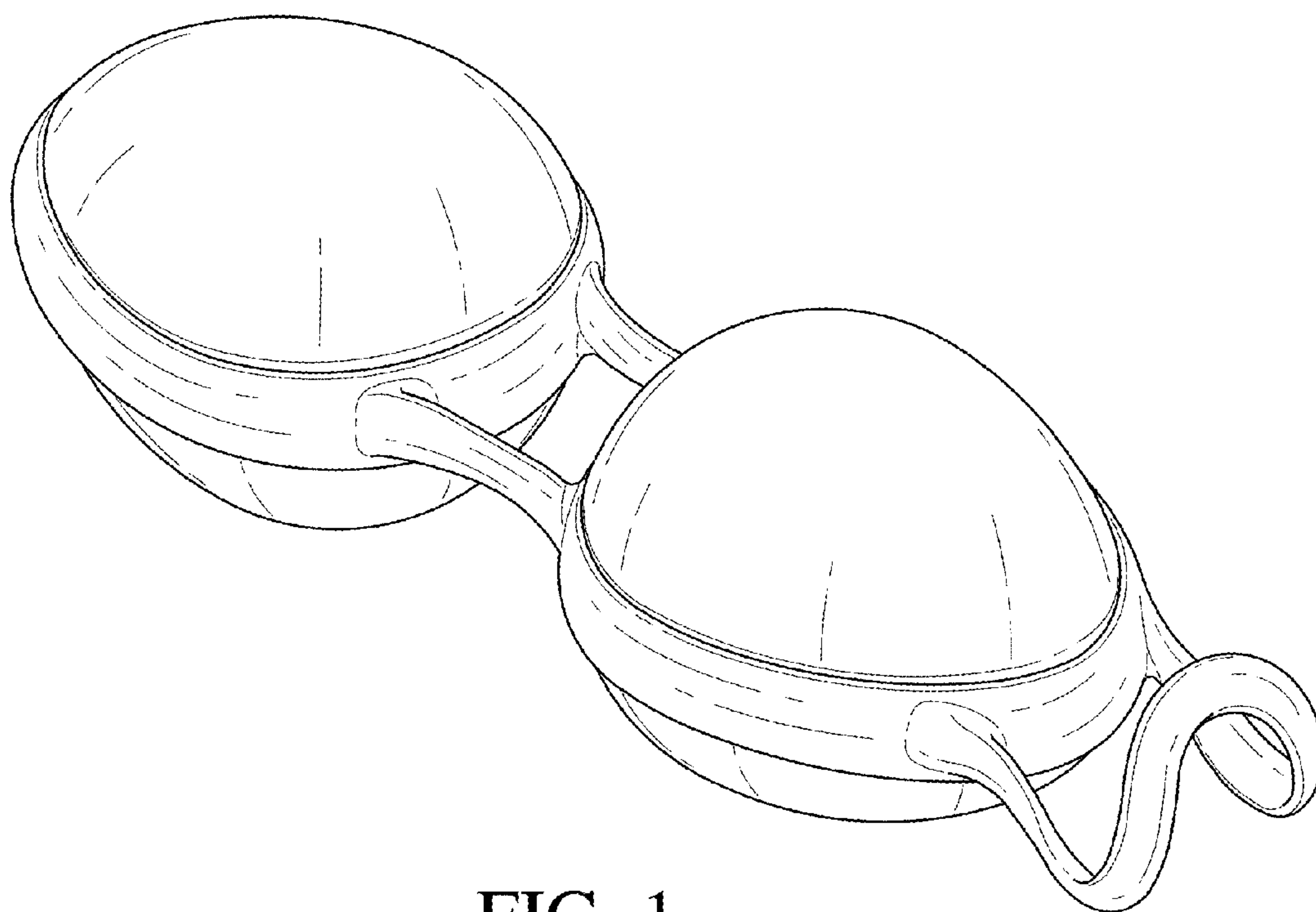


FIG. 1

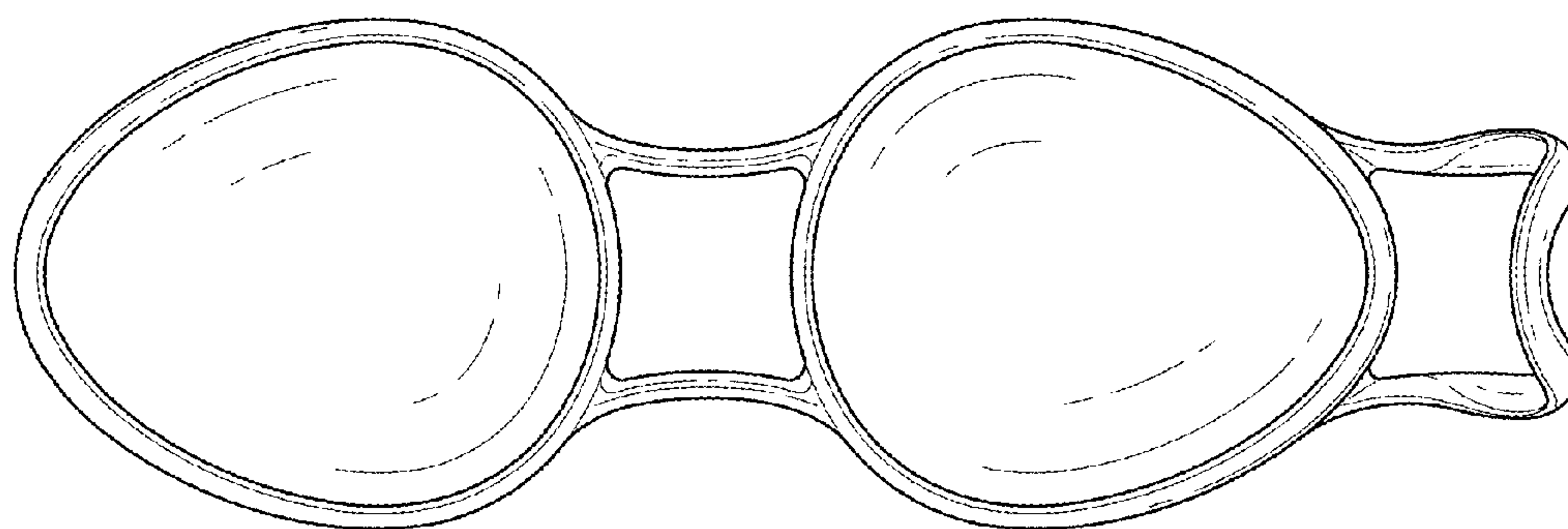


FIG. 2

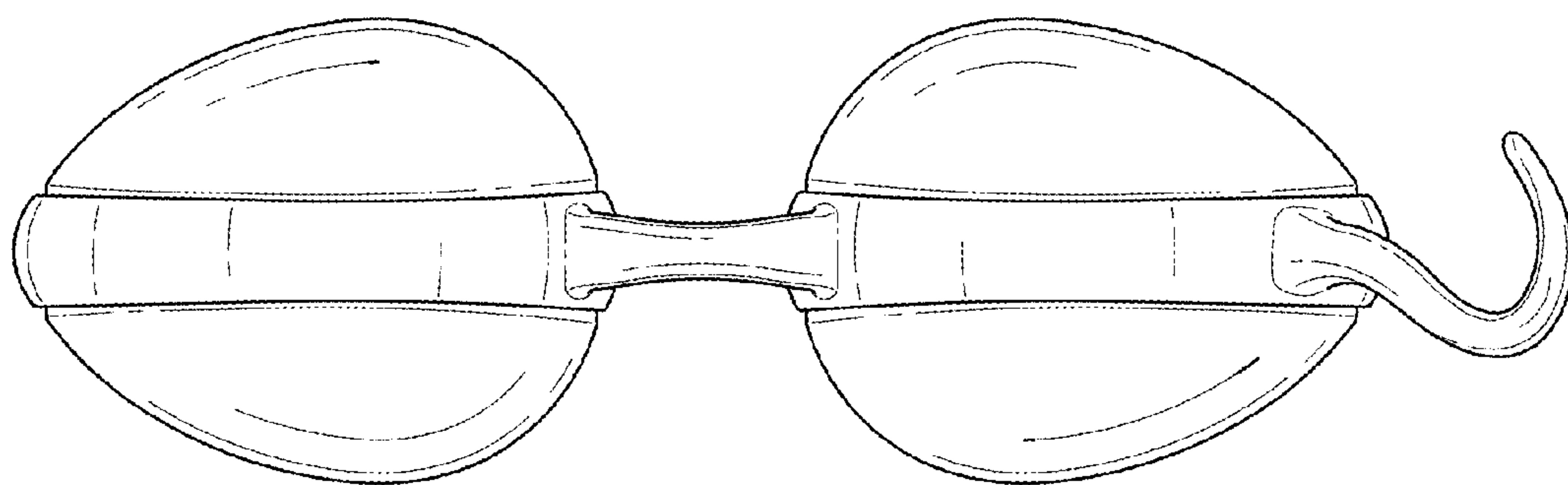


FIG. 3

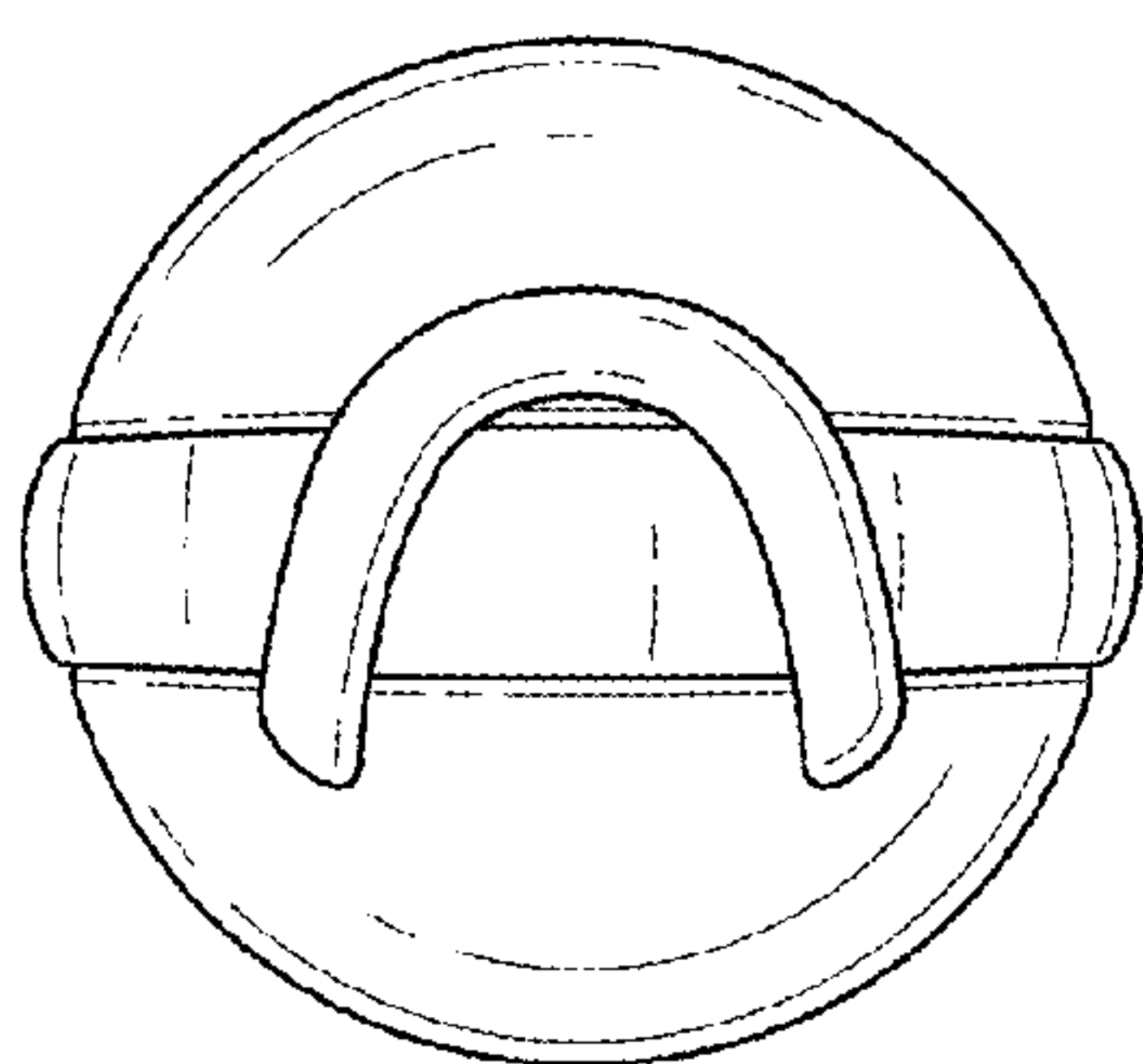


FIG. 4

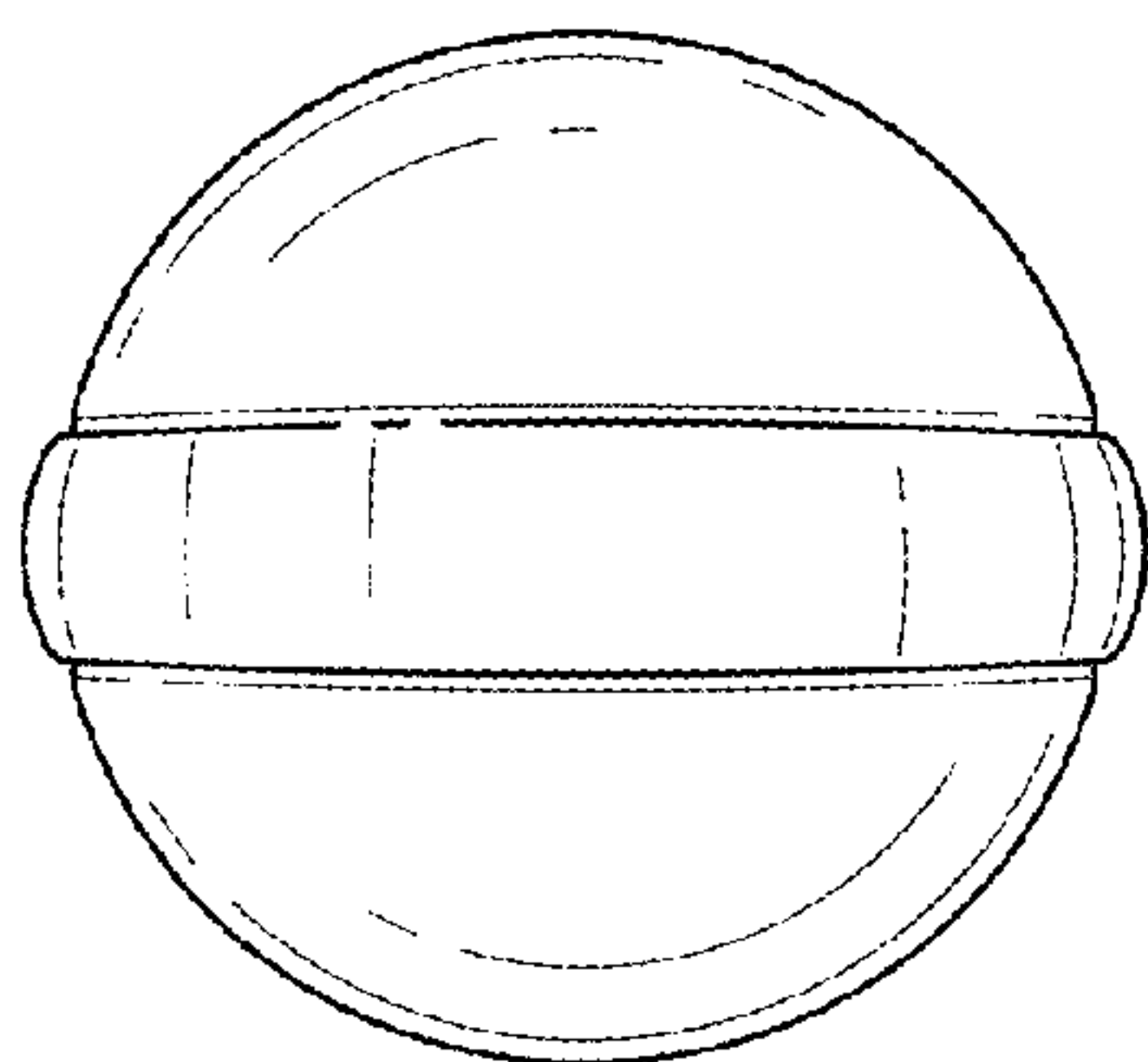


FIG. 5