



US00D687949S

(12) **United States Design Patent**
Ueda et al.

(10) **Patent No.:** **US D687,949 S**
(45) **Date of Patent:** **** Aug. 13, 2013**

(54) **ENTERAL NUTRITION BAG**

D618,340 S 6/2010 Marshall
D662,202 S * 6/2012 O'Donnell et al. D24/118
D666,921 S * 9/2012 Gallagher D9/709

(75) Inventors: **Takayuki Ueda**, Hiroshima (JP);
Daisuke Setoguchi, Hiroshima (JP)

FOREIGN PATENT DOCUMENTS

(73) Assignee: **JMS Co., Ltd.**, Hiroshima-shi,
Hiroshima (JP)

JP D1348386 1/2009
JP D1348536 1/2009
JP D1371653 10/2009
JP D1371654 10/2009
JP D1371655 10/2009
JP D1372045 10/2009
JP D1381496 3/2010

(**) Term: **14 Years**

(21) Appl. No.: **29/390,457**

OTHER PUBLICATIONS

(22) Filed: **Apr. 25, 2011**

Office Action dated Feb. 13, 2013 issued in related U.S. Appl. No. 29/390,453 (8 pages).

(51) **LOC (9) Cl.** **24-02**

(52) **U.S. Cl.**
USPC **D24/118**

* cited by examiner

(58) **Field of Classification Search**
USPC D24/118, 127, 108, 128, 111; 604/317,
604/327, 408, 403, 108, 339, 92, 415, 410,
604/332, 333; 128/DIG. 24; 383/22, 23,
383/35; D9/707, 709, 696; 206/219; D18/56
See application file for complete search history.

Primary Examiner — David Muller

(74) *Attorney, Agent, or Firm* — Robert P. Michal; Lucas & Mercanti, LLP

(57) **CLAIM**

The ornamental design for an enteral nutrition bag, shown and described.

(56) **References Cited**

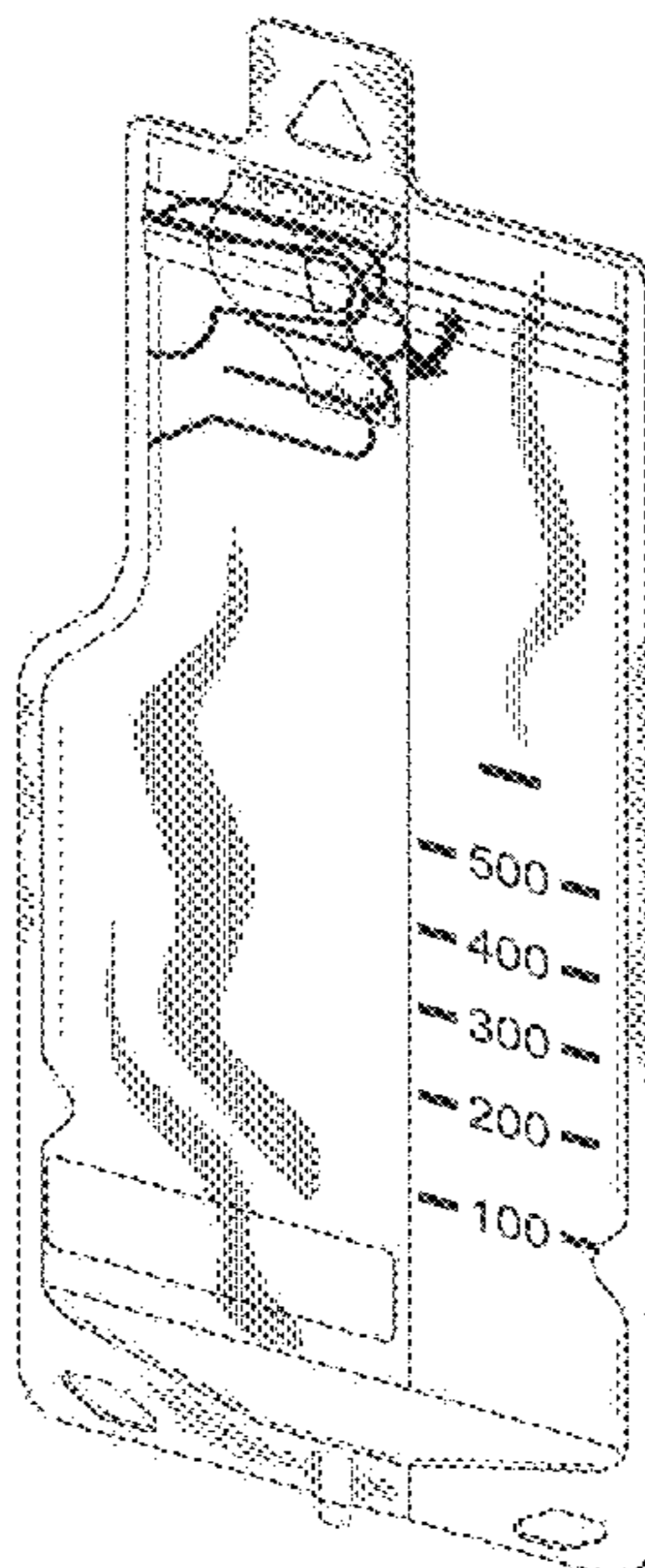
DESCRIPTION

U.S. PATENT DOCUMENTS

D192,987 S 6/1962 Waldman, Jr.
D218,265 S 8/1970 Ericson
4,335,770 A * 6/1982 Kulle et al. 604/408
D306,759 S * 3/1990 D'Alo D24/118
4,950,254 A * 8/1990 Andersen et al. 604/247
D354,129 S * 1/1995 Salvadori D24/118
D400,245 S 10/1998 Niedospial, Jr. et al.
D400,252 S * 10/1998 Ropiak et al. D24/118
D400,253 S * 10/1998 Niedospial et al. D24/118
D408,533 S * 4/1999 Niedospial et al. D24/118
6,287,289 B1 * 9/2001 Niedospial, Jr. 604/408
D450,575 S * 11/2001 Porter D7/709
6,482,170 B1 * 11/2002 Andersen 604/27
D476,079 S 6/2003 Kubalak et al.
D497,205 S * 10/2004 Kubalak et al. D24/118

FIG. 1 is a front view of the enteral nutrition bag showing our new design;
FIG. 2 is a rear view thereof;
FIG. 3 is a top plan view thereof;
FIG. 4 is a bottom plan view thereof;
FIG. 5 is a right side view thereof;
FIG. 6 is a left side view thereof; and,
FIG. 7 is perspective view thereof.
The broken line showing of parts of the drawings is included for the purpose of illustrating use and environment and forms no part of the claimed design.

1 Claim, 7 Drawing Sheets



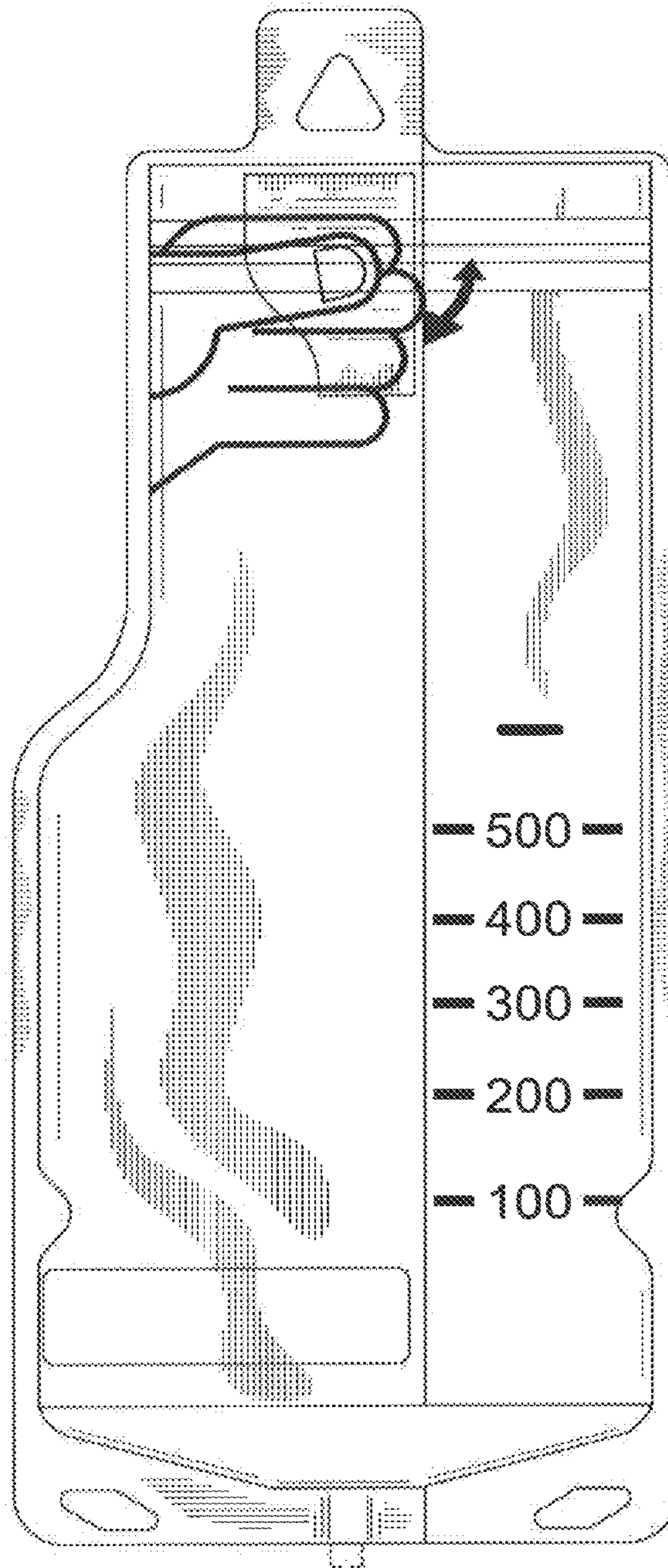


FIG. 1

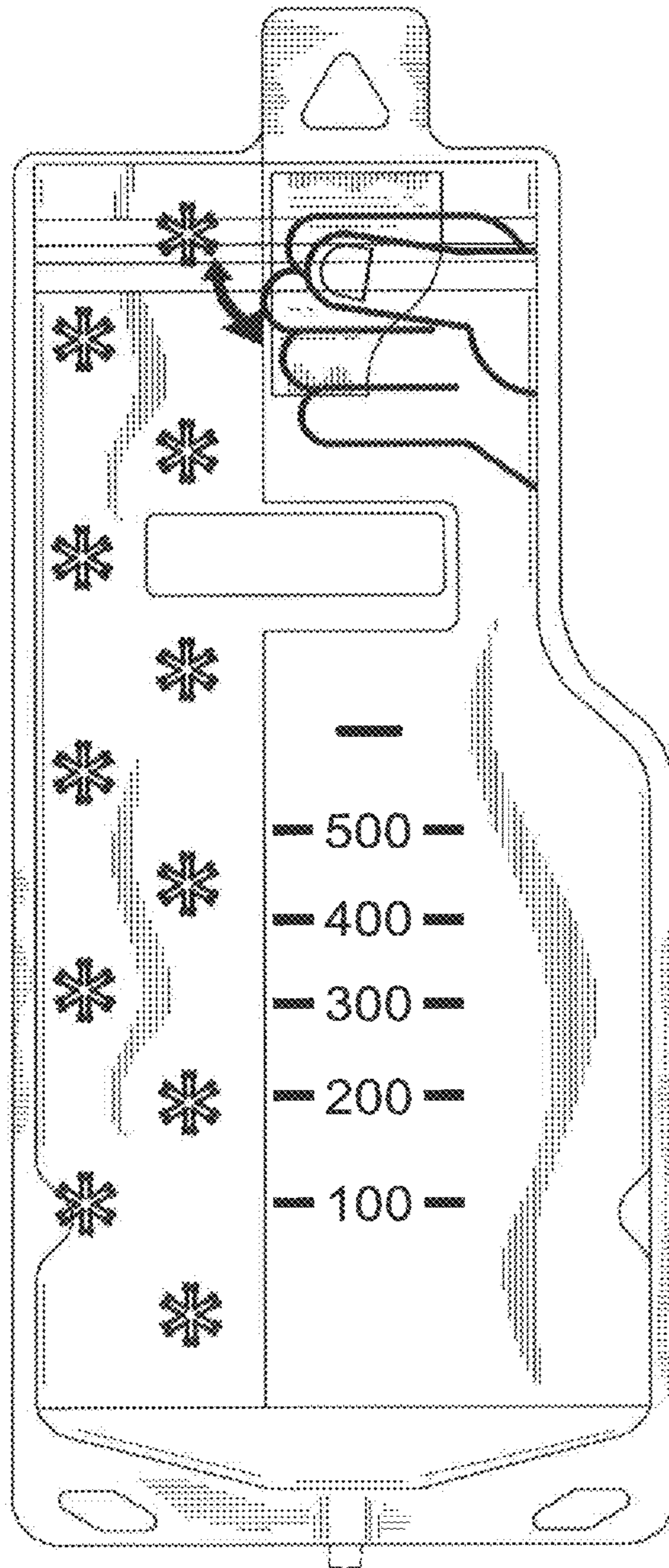


FIG. 2

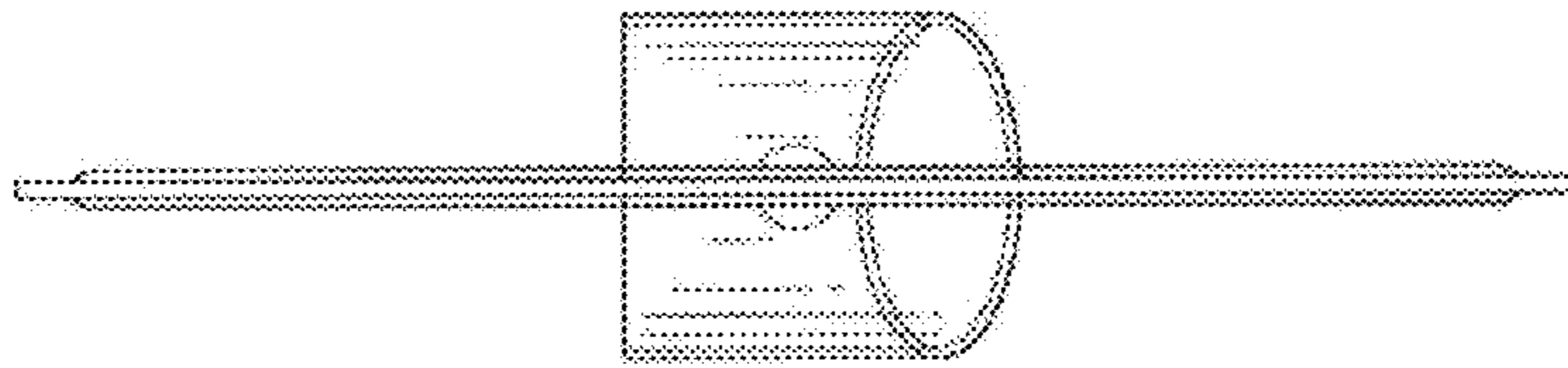


FIG. 3

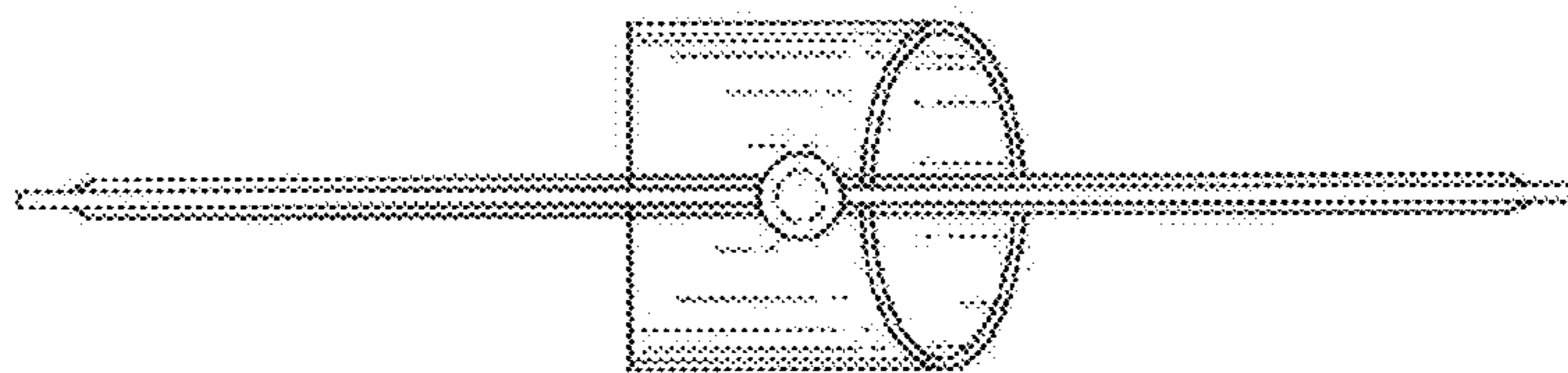


FIG. 4

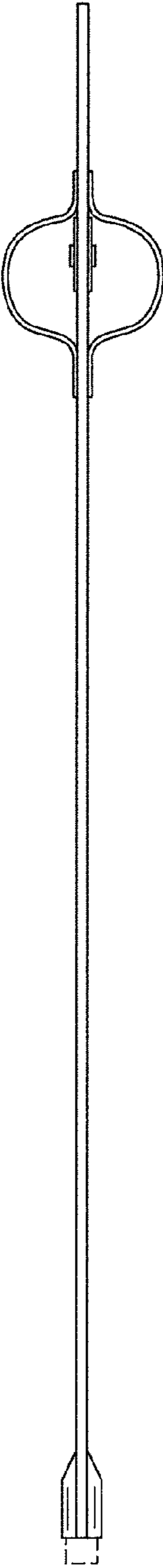


FIG. 5

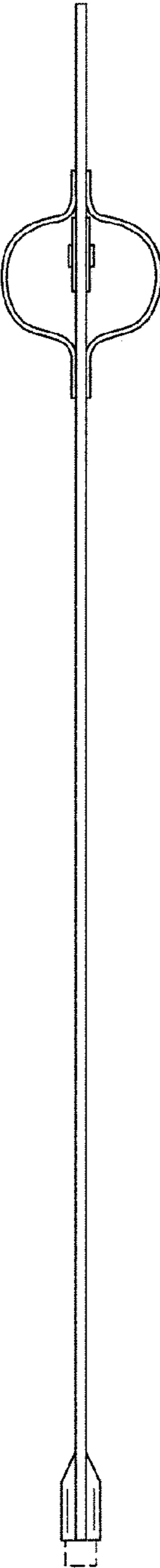


FIG. 6

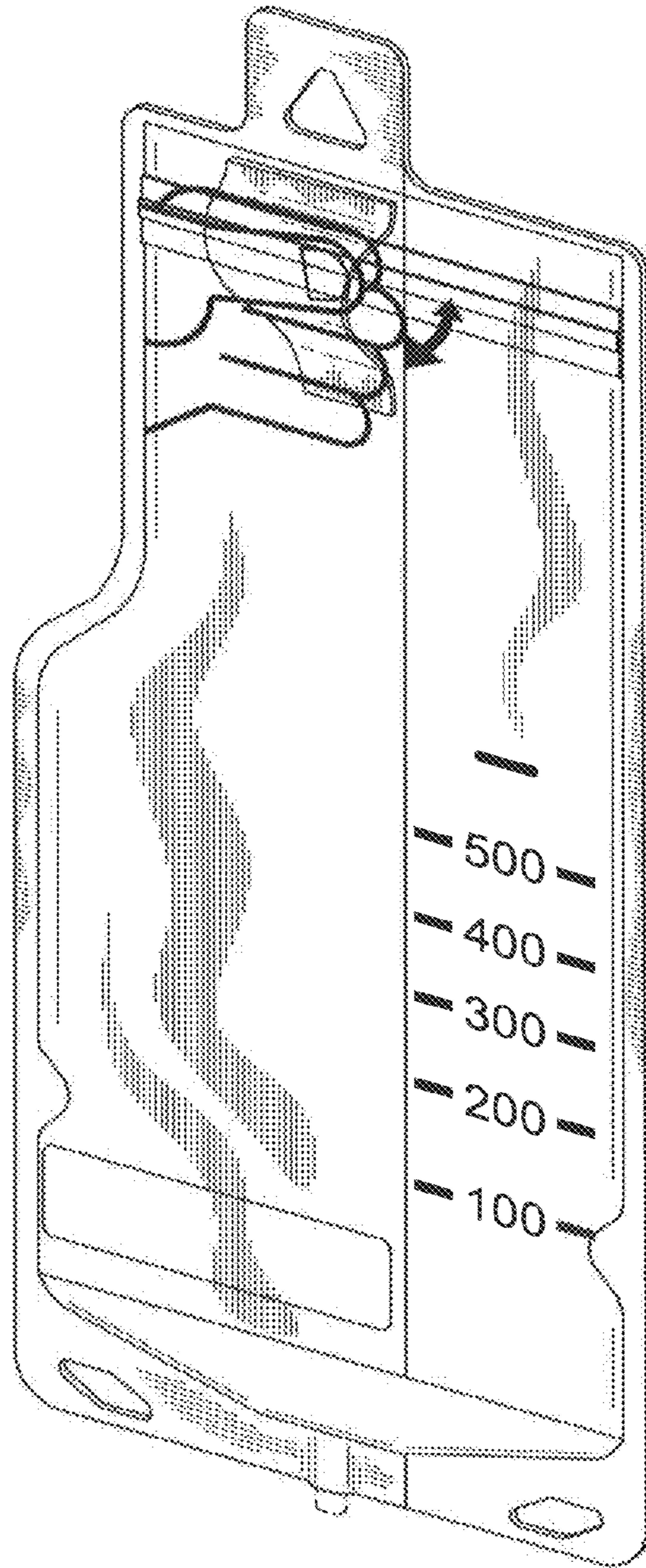


FIG. 7