



US00D687935S

(12) **United States Design Patent**
Mehta

(10) **Patent No.:** **US D687,935 S**
(45) **Date of Patent:** **** Aug. 13, 2013**

(54) **URINE-SPLATTER PREVENTING INVERTED
FLUSH ABLE FUNNELS AND THEIR
STORAGE BOX**

6,499,155 B1 12/2002 Barrios
7,412,732 B1 8/2008 Leonard
8,166,579 B2 * 5/2012 Mehta 4/144.1

(76) Inventor: **Mahendra Nagindas Mehta**, Fort
Worth, TX (US)

(**) Term: **14 Years**

(21) Appl. No.: **29/416,350**

(22) Filed: **Mar. 21, 2012**

(51) **LOC (9) Cl.** **23-02**

(52) **U.S. Cl.**
USPC **D23/310**

(58) **Field of Classification Search**
USPC D23/302-303, 309-311; 4/450,
4/144.1-144.4, 301, 341-342; D24/122;
D9/431

See application file for complete search history.

(56) **References Cited**

U.S. PATENT DOCUMENTS

3,412,408	A	11/1968	Michal, Jr.	
3,500,480	A *	3/1970	Michal, Jr.	4/301
3,822,419	A	7/1974	Wilson, Sr.	
4,137,579	A	2/1979	Soler	
4,750,219	A	6/1988	Williams	
4,920,171	A	4/1990	Hutton, Jr. et al.	
D374,281	S *	10/1996	Markles	D24/122
5,566,400	A *	10/1996	Jonec	4/144.4
5,655,230	A	8/1997	Corbin	
6,154,891	A *	12/2000	Wilson	4/144.4
6,305,034	B1	10/2001	Perez Urrutia	
6,408,449	B1	6/2002	Aguirre	
6,460,200	B1 *	10/2002	Mottale et al.	4/144.4

FOREIGN PATENT DOCUMENTS

EP 0628278 12/1994
WO WO 9934720 9/2000

* cited by examiner

Primary Examiner — Robert Delehanty

(57) **CLAIM**

I claim the ornamental design for urine-splatters preventing inverted flush able funnels and their storage box, as shown and described.

DESCRIPTION

The application claims the benefits of U.S. application Ser. No. 12/544,913 filed 20 Aug. 2009, PCT Application No. PCT/US2010/22008 filed 25 Jan. 2010, and U.S. application Ser. No. 13/368,208 filed 7 Feb. 2012.

FIG. 1 is a perspective view of the inverted flushable funnel having flaps at top open end to be held by human hands, when urinating in a commode from standing position;

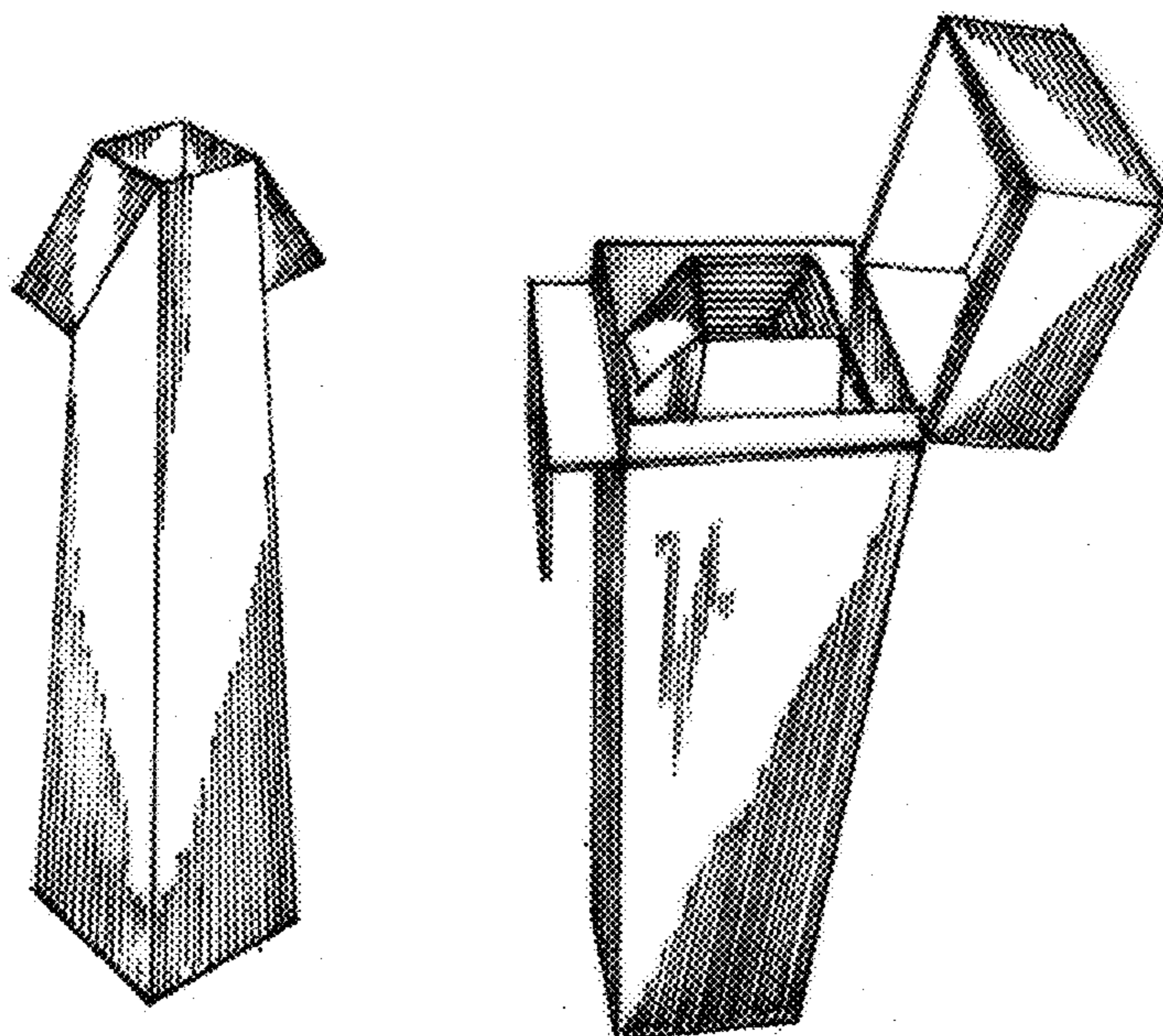
FIG. 2 is a perspective view of a stack of the flushable funnels; FIG. 3 is a perspective view of the storage box with opened cap;

FIG. 4 is a perspective view of a stack of flush able funnels placed in the storage box; and,

FIG. 5 is a perspective view of the storage box hanged on water tank of the commode.

The broken lines depicting a commode in FIG. 5 are for illustrative purposes only and form no part of the claimed design.

1 Claim, 1 Drawing Sheet



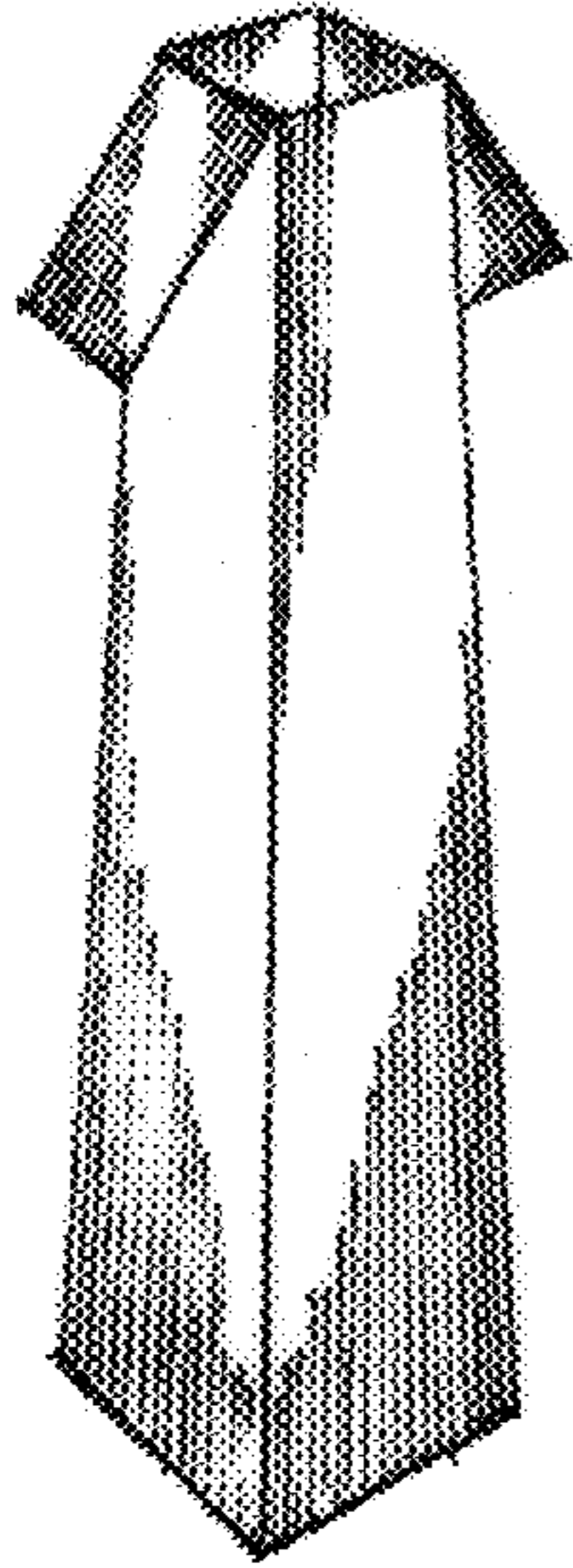


Fig. 1

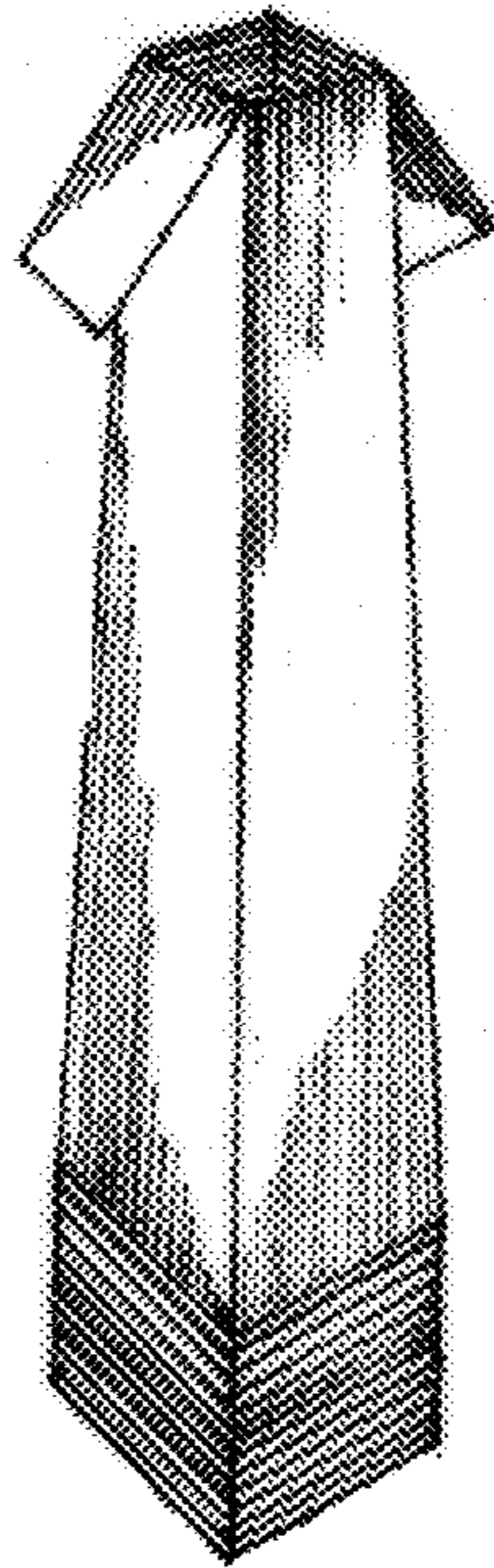


Fig. 2

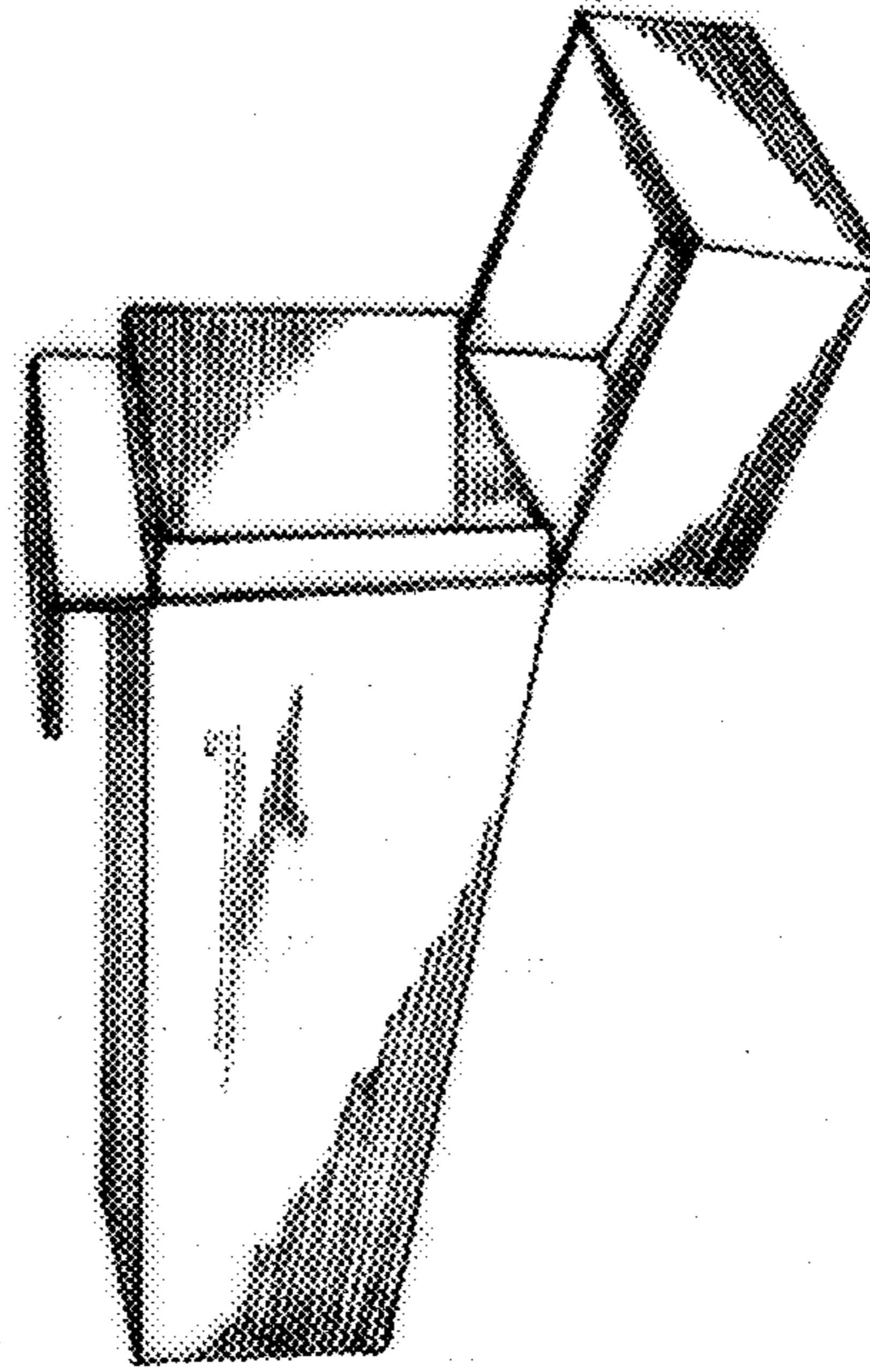


Fig. 3

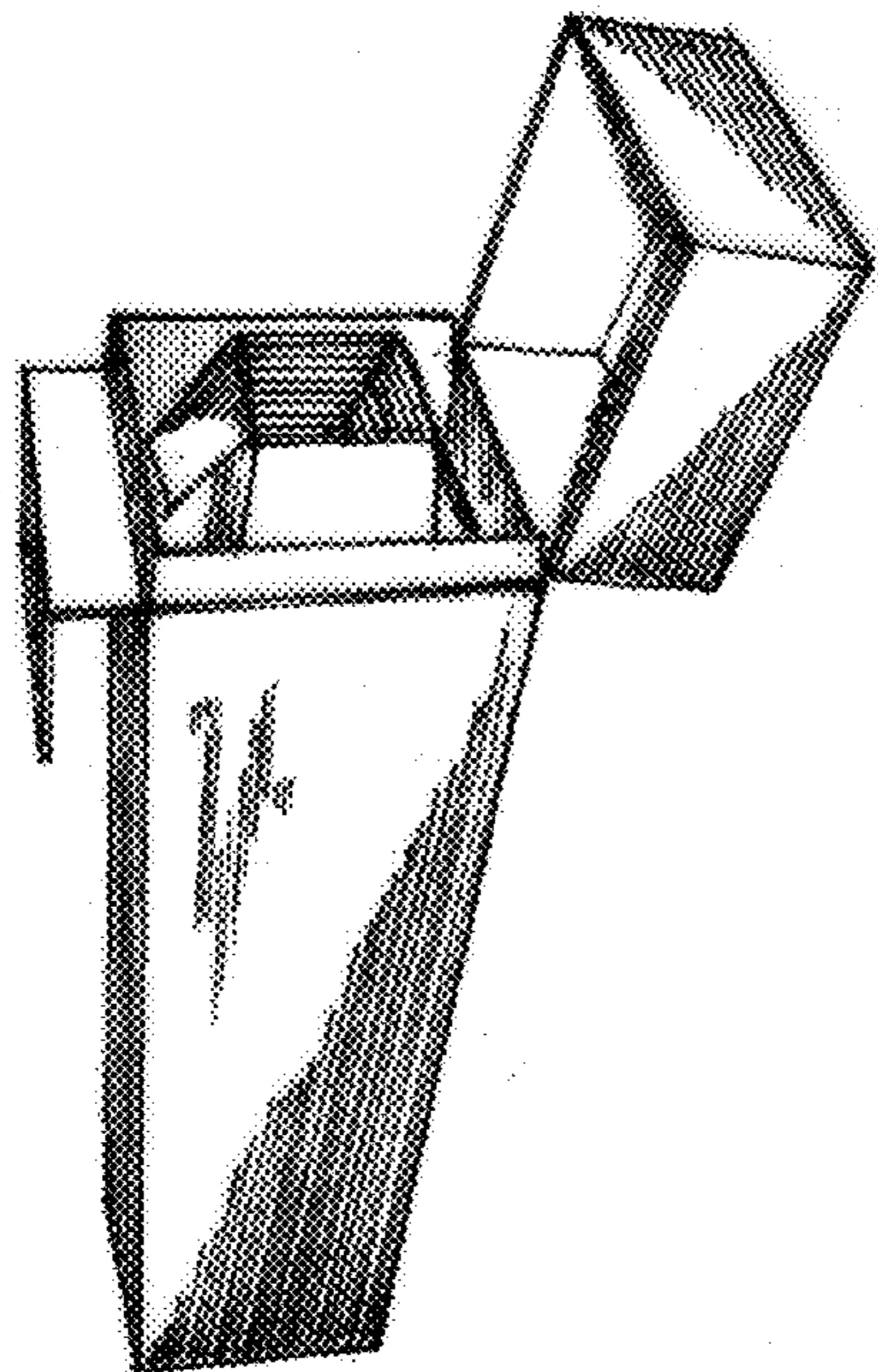


Fig. 4

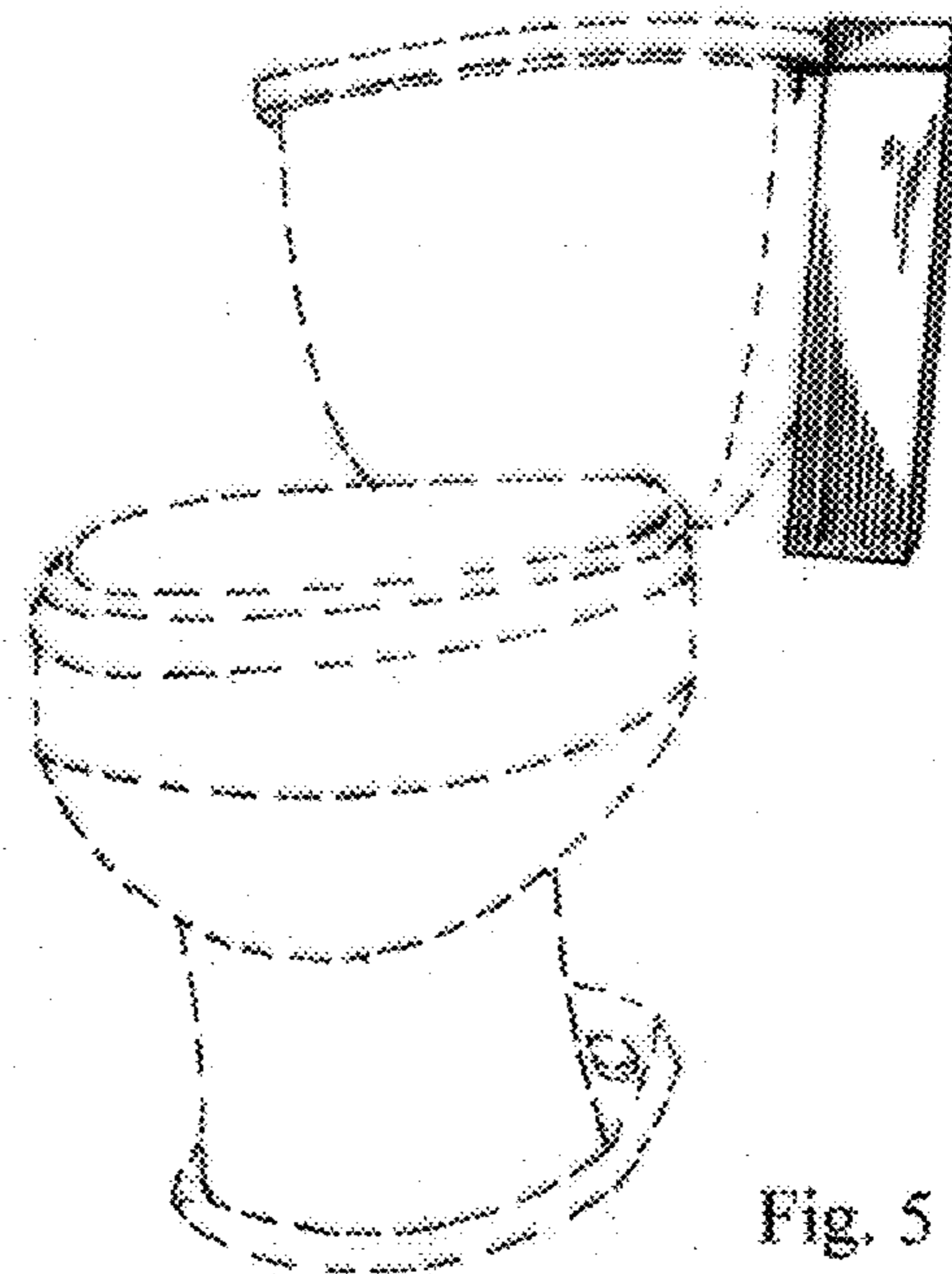


Fig. 5