



US00D687932S

(12) **United States Design Patent**
Henry

(10) **Patent No.:** **US D687,932 S**
(45) **Date of Patent:** **** Aug. 13, 2013**

(54) **KINKED O-RING**

(75) Inventor: **Vance W. Henry**, Nazareth, PA (US)

(73) Assignee: **Victaulic Company**, Easton, PA (US)

(**) Term: **14 Years**

(21) Appl. No.: **29/360,973**

(22) Filed: **May 4, 2010**

(51) **LOC (9) Cl.** **23-01**

(52) **U.S. Cl.**

USPC **D23/269**; 600/208; D24/105

(58) **Field of Classification Search**

USPC D23/269; D24/105, 155-157, 135;
600/206-210, 235-237, 233; 277/477, 479,
277/480, 481, 465; 285/105, 232, 337, 370,
285/95, 231; D8/373, 369

See application file for complete search history.

(56) **References Cited**

U.S. PATENT DOCUMENTS

D51,579	S *	12/1917	Beynon	D23/269
2,839,808	A *	6/1958	Zahodiakin	411/551
2,860,540	A *	11/1958	Karlsson	411/518
4,806,038	A *	2/1989	Jones	401/86
5,169,162	A *	12/1992	Azaml et al.	277/465
D354,681	S *	1/1995	Nolte	D9/434
5,524,644	A *	6/1996	Crook	128/888
D410,543	S *	6/1999	Reif	D24/155
5,947,481	A	9/1999	Young		
D431,865	S *	10/2000	Norton et al.	D24/143
6,249,946	B1 *	6/2001	Greenhill	29/229
D460,172	S *	7/2002	Johnson	D24/105
6,450,983	B1	9/2002	Rambo	602/60

6,613,952	B2	9/2003	Rambo	604/41
D579,539	S *	10/2008	Osterberg	D24/105
D593,195	S *	5/2009	Osterberg	D24/105
D593,196	S *	5/2009	Osterberg	D24/105
7,537,564	B2 *	5/2009	Bonadio et al.	600/208
7,540,839	B2 *	6/2009	Butler et al.	600/208
D600,329	S *	9/2009	Glaze et al.	D23/269
D603,942	S *	11/2009	Webb	D23/269
7,749,161	B2 *	7/2010	Beckman et al.	600/208
D633,991	S *	3/2011	Nakagawa	D23/269
7,998,068	B2 *	8/2011	Bonadio et al.	600/208
8,273,017	B1 *	9/2012	Moreno	600/208
8,317,691	B2 *	11/2012	Bonadio et al.	600/208
8,393,936	B2 *	3/2013	Wang	451/288
8,414,487	B2 *	4/2013	Albrecht et al.	600/208
8,459,993	B2 *	6/2013	Horvath	433/136
2010/0003898	A1 *	1/2010	Wang	451/41
2013/0006059	A1 *	1/2013	Aferzon	600/212

* cited by examiner

Primary Examiner — Ian Simmons

Assistant Examiner — Charles Hanson

(74) *Attorney, Agent, or Firm* — Ballard Spahr LLP

(57) **CLAIM**

I claim the ornamental design for a kinked O-ring, as shown and described.

DESCRIPTION

FIG. 1 is an isometric view of my design for a kinked O-ring; FIG. 2 is a front view of the design for the kinked O-ring shown in FIG. 1, the rear view being identical; and, FIG. 3 is a top view of the design for the kinked O-ring shown in FIG. 1, the bottom view and both left and right side views being identical.

1 Claim, 2 Drawing Sheets

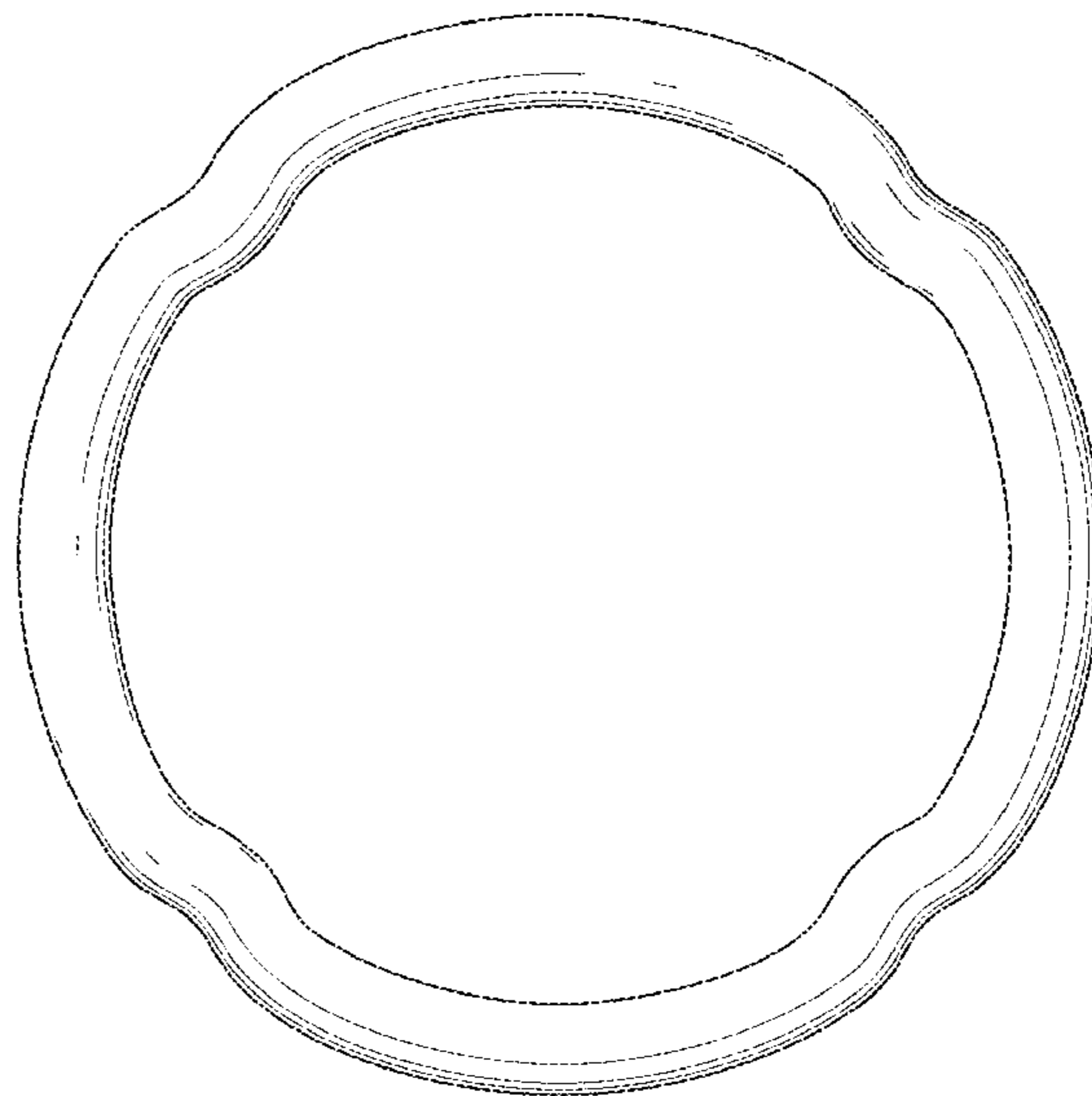
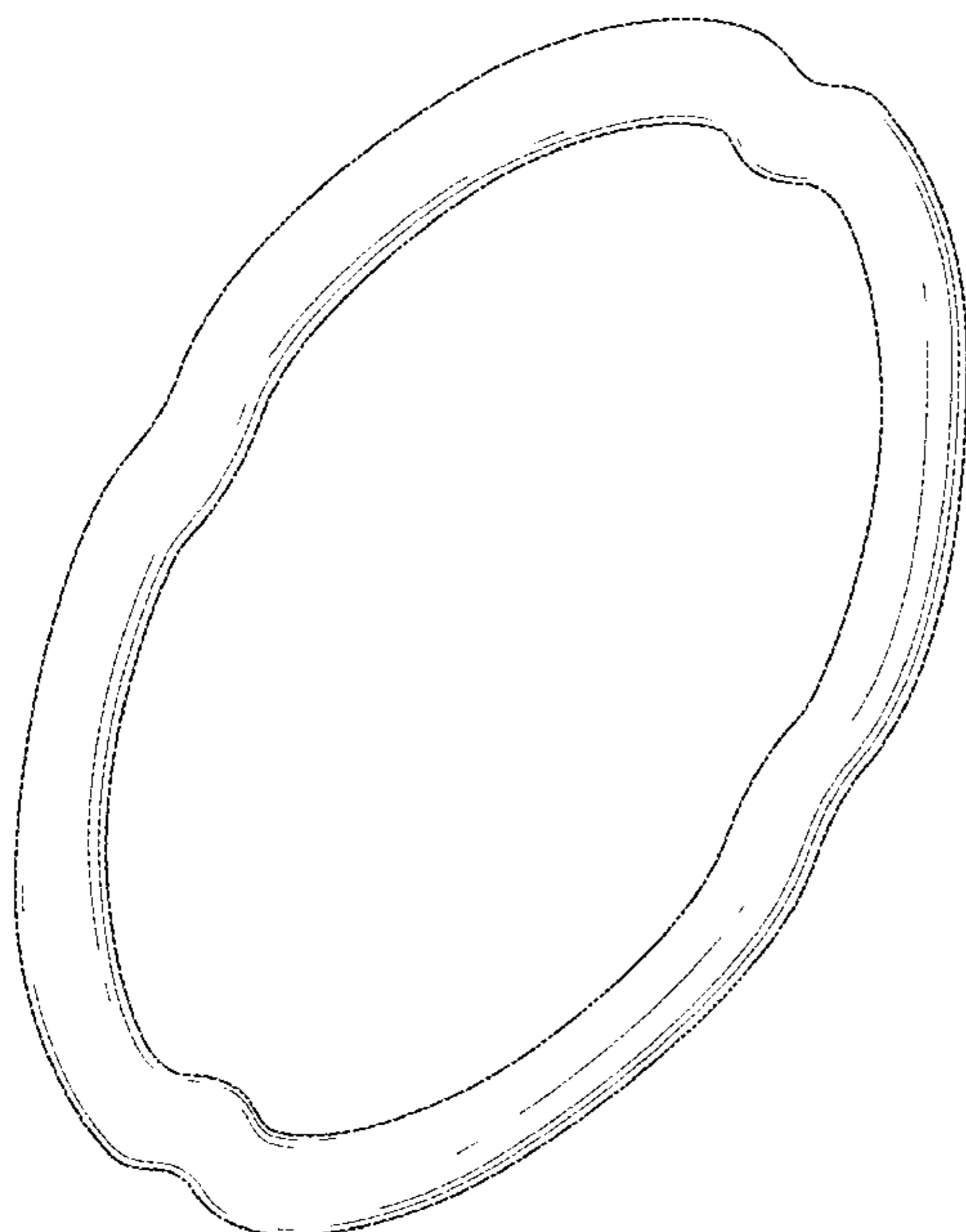


FIG. 1

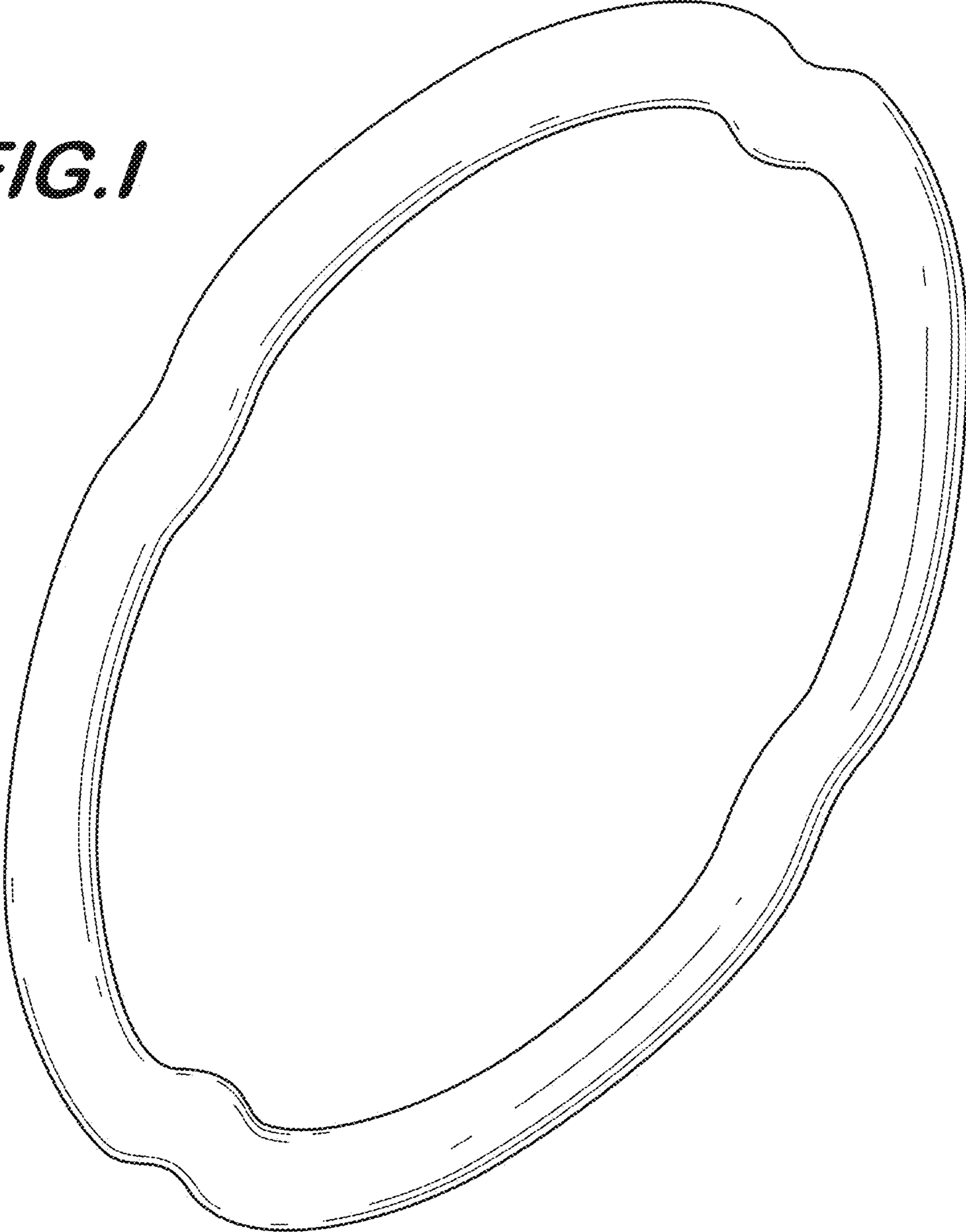


FIG. 3

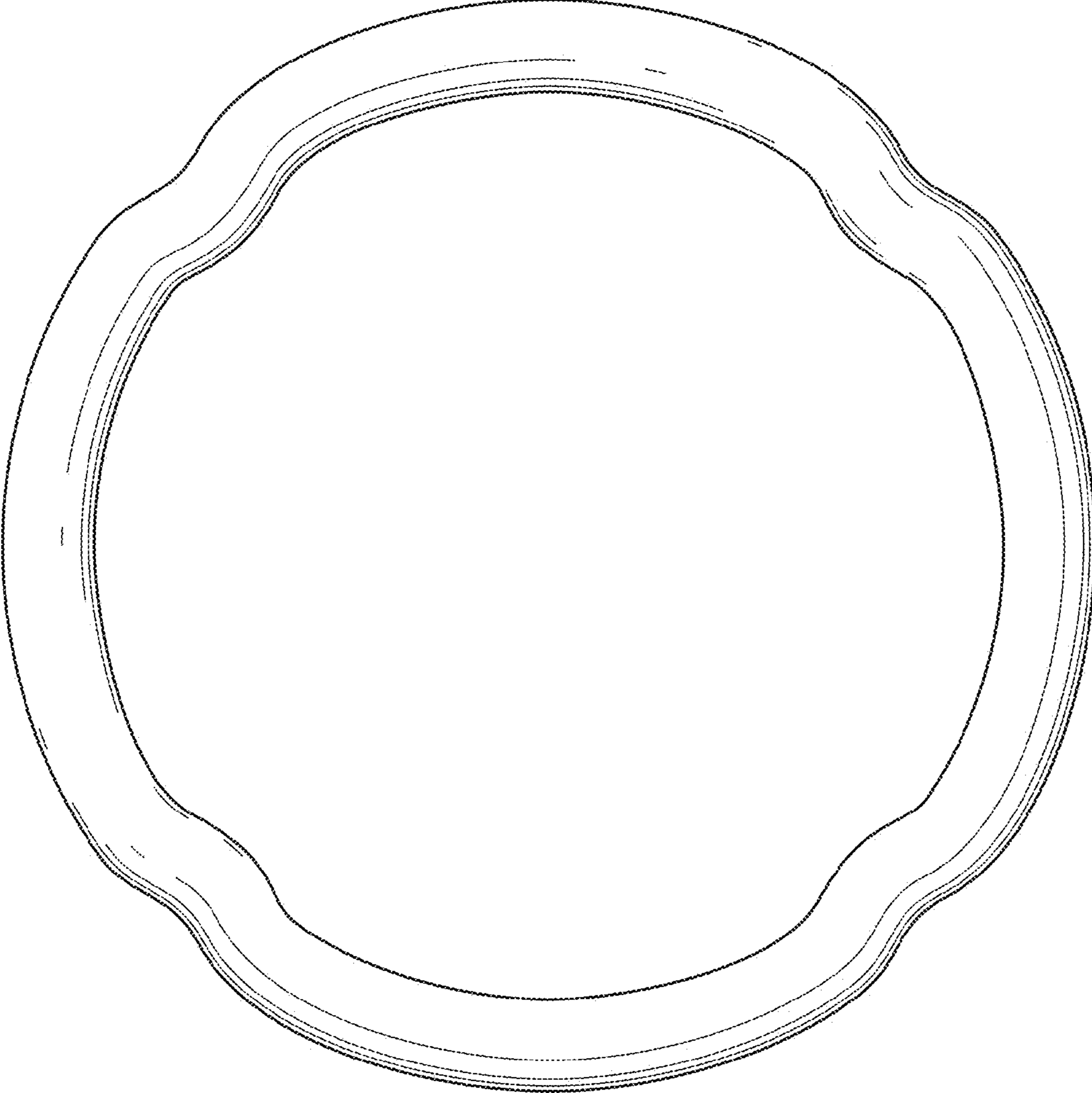


FIG. 2