



US00D687902S

(12) **United States Design Patent**  
**Hunt et al.**

(10) **Patent No.:** **US D687,902 S**  
(45) **Date of Patent:** **\*\* Aug. 13, 2013**

(54) **AUTONOMOUS MACHINE FORM**  
(75) Inventors: **Timothy S. Hunt**, Cedar Falls, IA (US);  
**Robert L. Mayfield**, Cedar Falls, IA  
(US); **Mervin P. Kizlyk**, Cedar Falls, IA  
(US); **Scott Bender**, Cedar Falls, IA  
(US)

(73) Assignee: **Deere & Company**, Moline, IL (US)

(\*\*) Term: **14 Years**

(21) Appl. No.: **29/380,570**

(22) Filed: **Dec. 8, 2010**

(51) **LOC (9) Cl.** ..... **21-01**

(52) **U.S. Cl.**  
USPC ..... **D21/533; D21/548**

(58) **Field of Classification Search**  
USPC ..... D21/533, 548-552, 560, 561, 562,  
D21/424, 433, 435; 446/154, 164, 231, 233,  
446/236-242, 265, 266, 273, 409, 427,  
466/431-437, 454-458, 462-466, 468-470;  
D12/196

See application file for complete search history.

(56) **References Cited**

U.S. PATENT DOCUMENTS

D218,340 S \* 8/1970 McClaren ..... D21/548

D416,528 S *	11/1999	Gerisch et al. ....	D12/196
D424,632 S *	5/2000	Hollis et al. ....	D21/548
D424,634 S *	5/2000	Hollis et al. ....	D21/548
6,939,197 B1 *	9/2005	Hoeting .....	446/437
D527,772 S *	9/2006	Bowen et al. ....	D21/533
D527,773 S *	9/2006	Proch et al. ....	D21/548
D533,606 S *	12/2006	Kaminski .....	D21/548
D590,894 S *	4/2009	Martino .....	D21/533
2004/0198165 A1 *	10/2004	Lee et al. ....	446/427
2005/0014447 A1 *	1/2005	Bloch et al. ....	446/427

\* cited by examiner

*Primary Examiner* — Cynthia M Chin

(57) **CLAIM**

The ornamental design for an autonomous machine form, shown and described.

**DESCRIPTION**

FIG. 1 is the top perspective view of the autonomous machine form.

FIG. 2 is the left side view of the autonomous machine form.

FIG. 3 is the right side view of the autonomous machine form.


FIG. 4 is the front view of the autonomous machine form.

FIG. 5 is the rear view of the autonomous machine form; and,

FIG. 6 is the top view of the autonomous machine form.

The broken lines represent portions of the article that form no part of the claim.

**1 Claim, 6 Drawing Sheets**



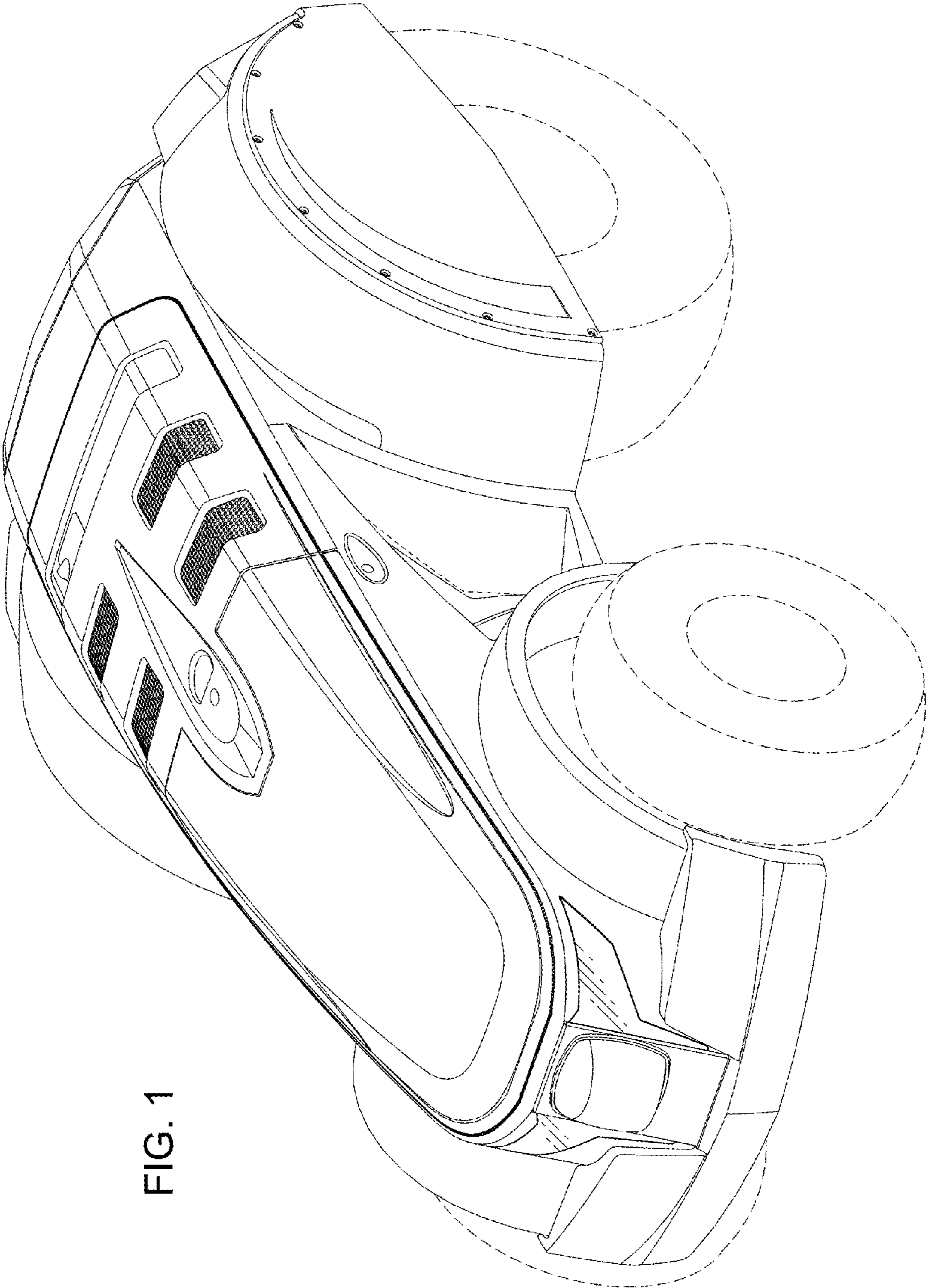


FIG. 1

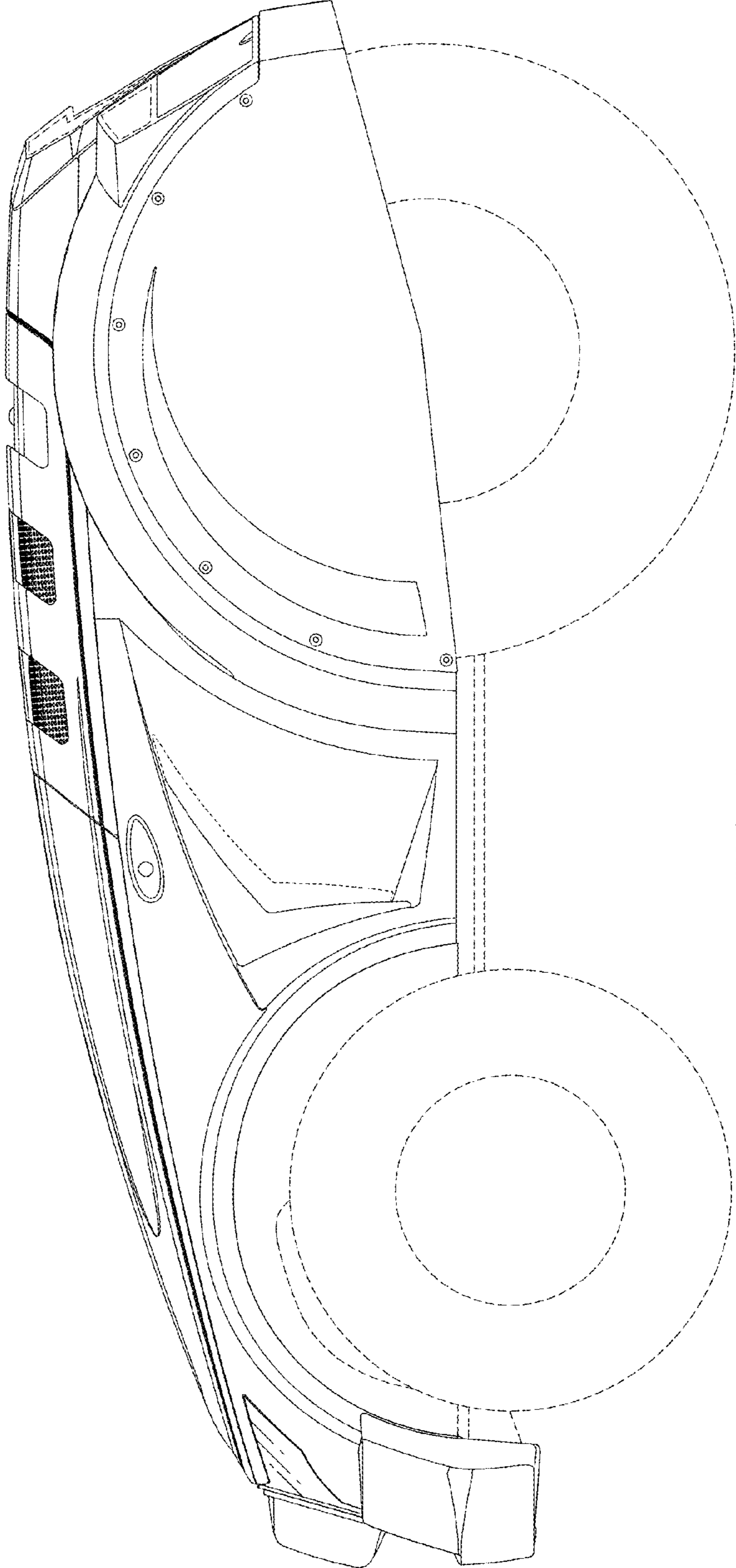


FIG. 2

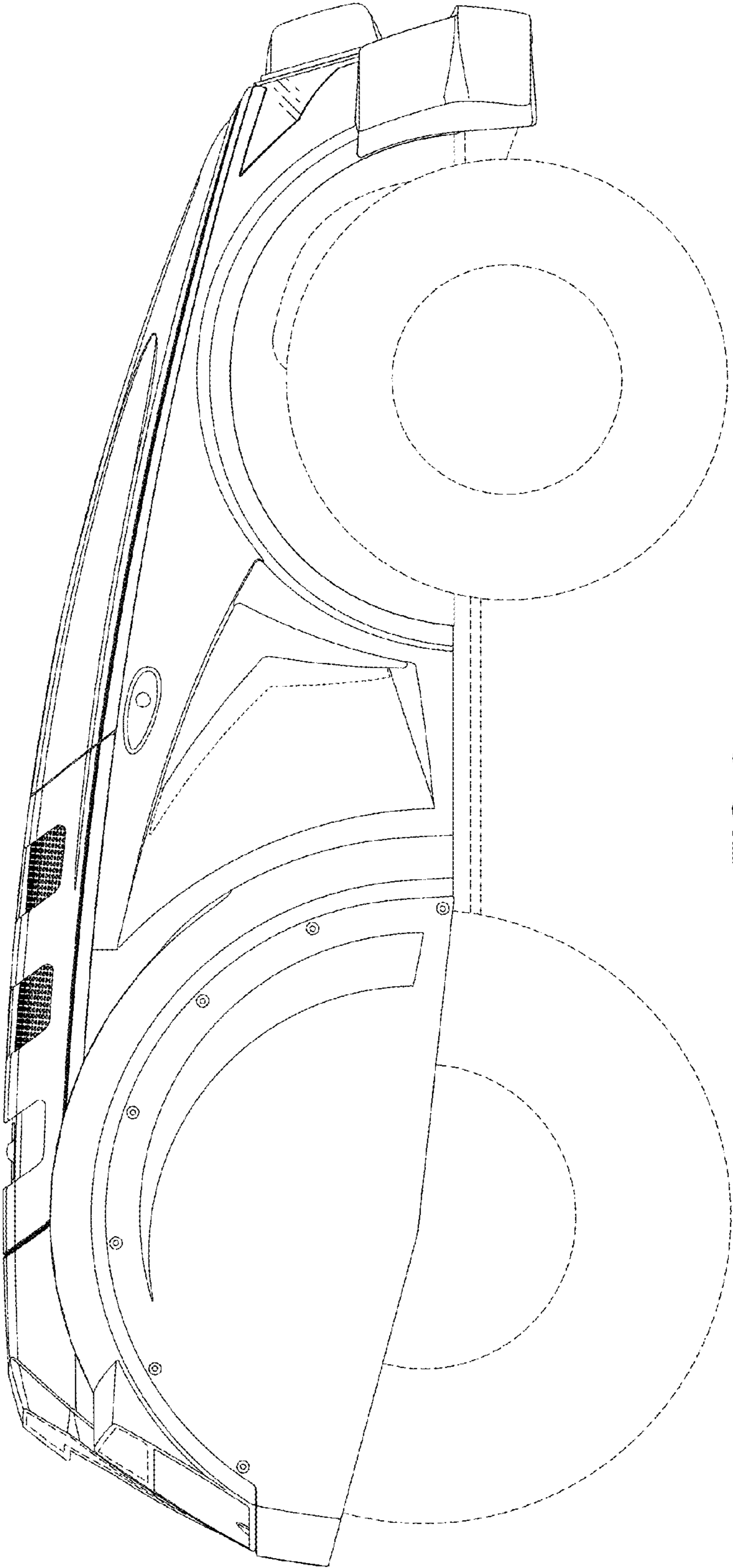


FIG. 3

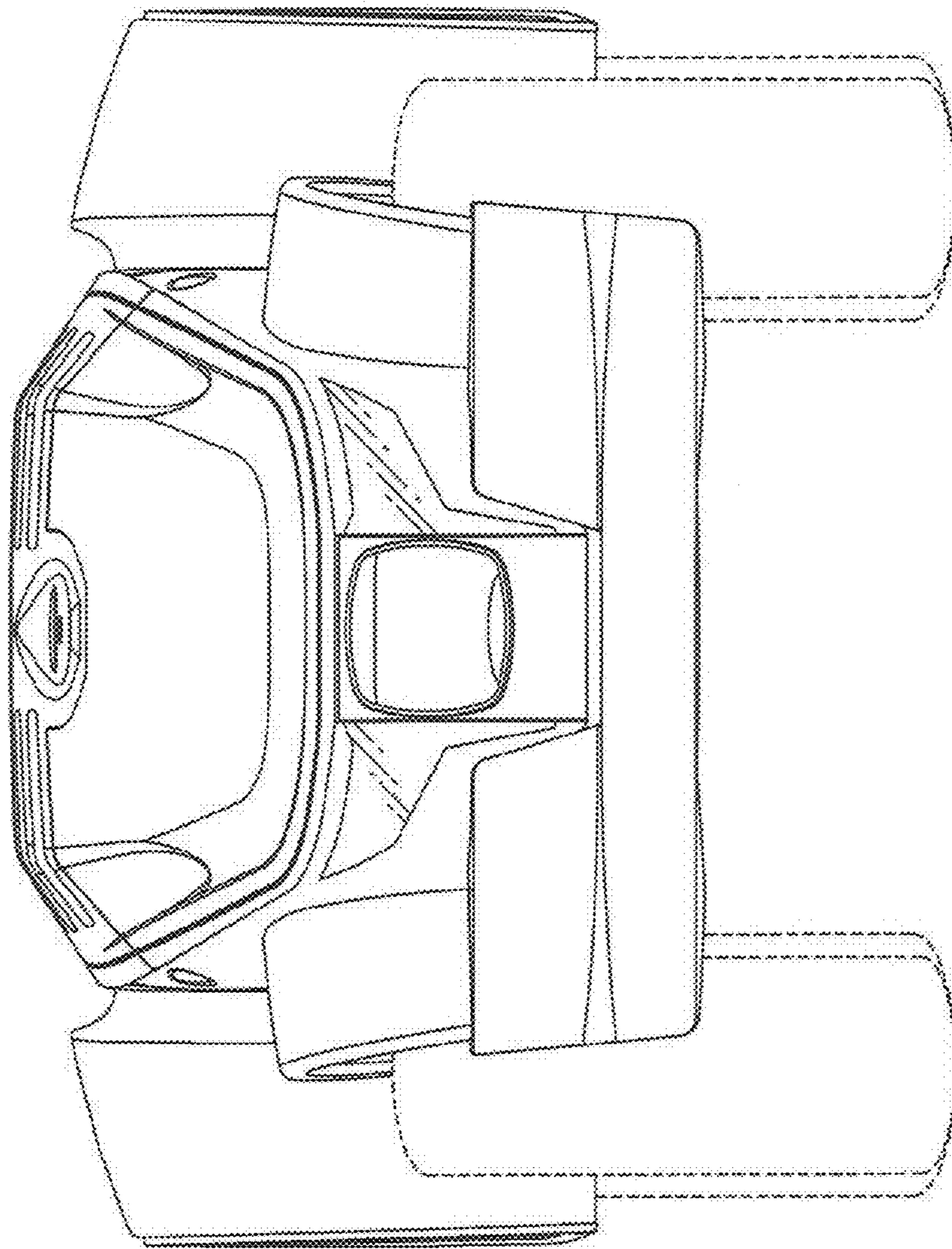


FIG. 4

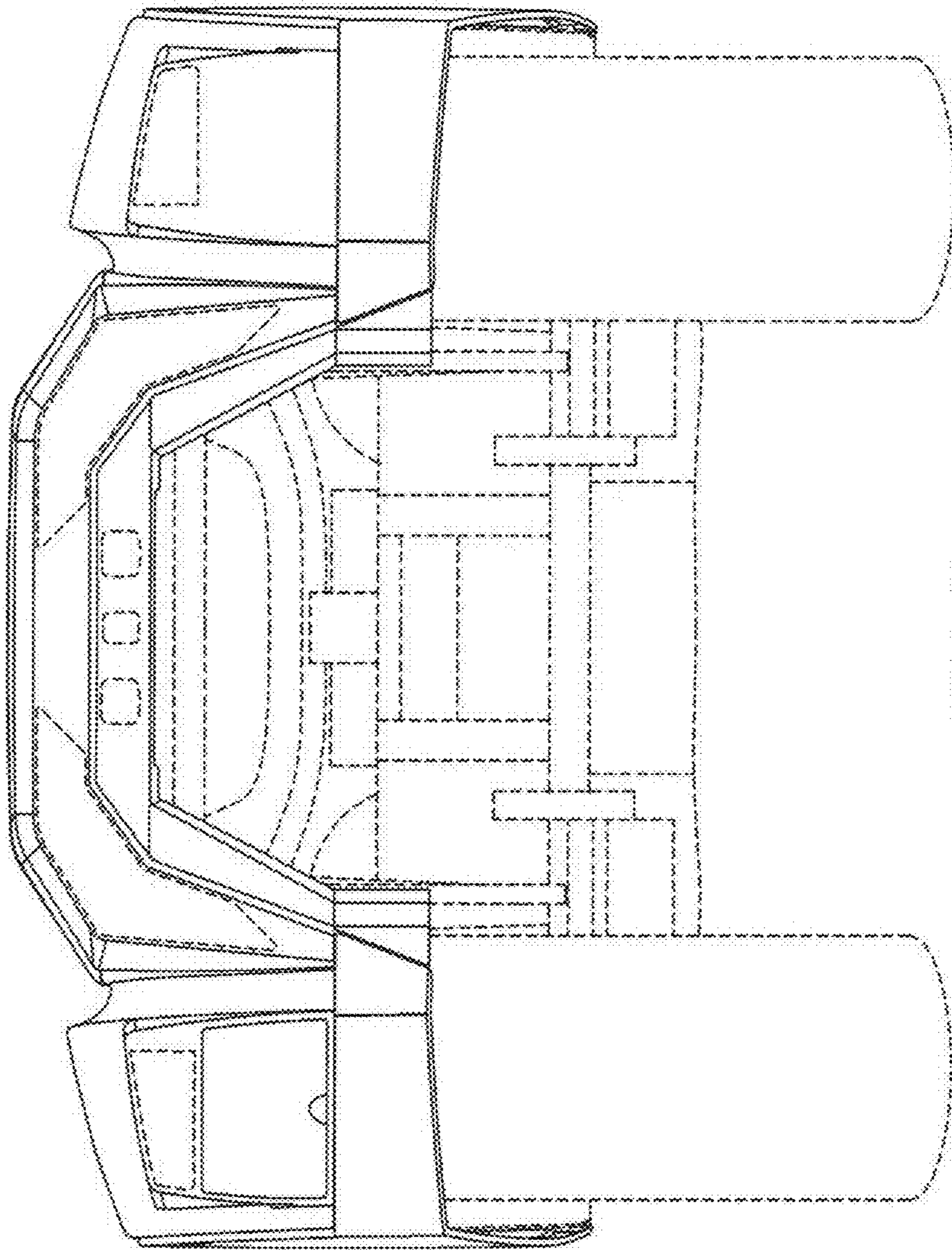


FIG. 5

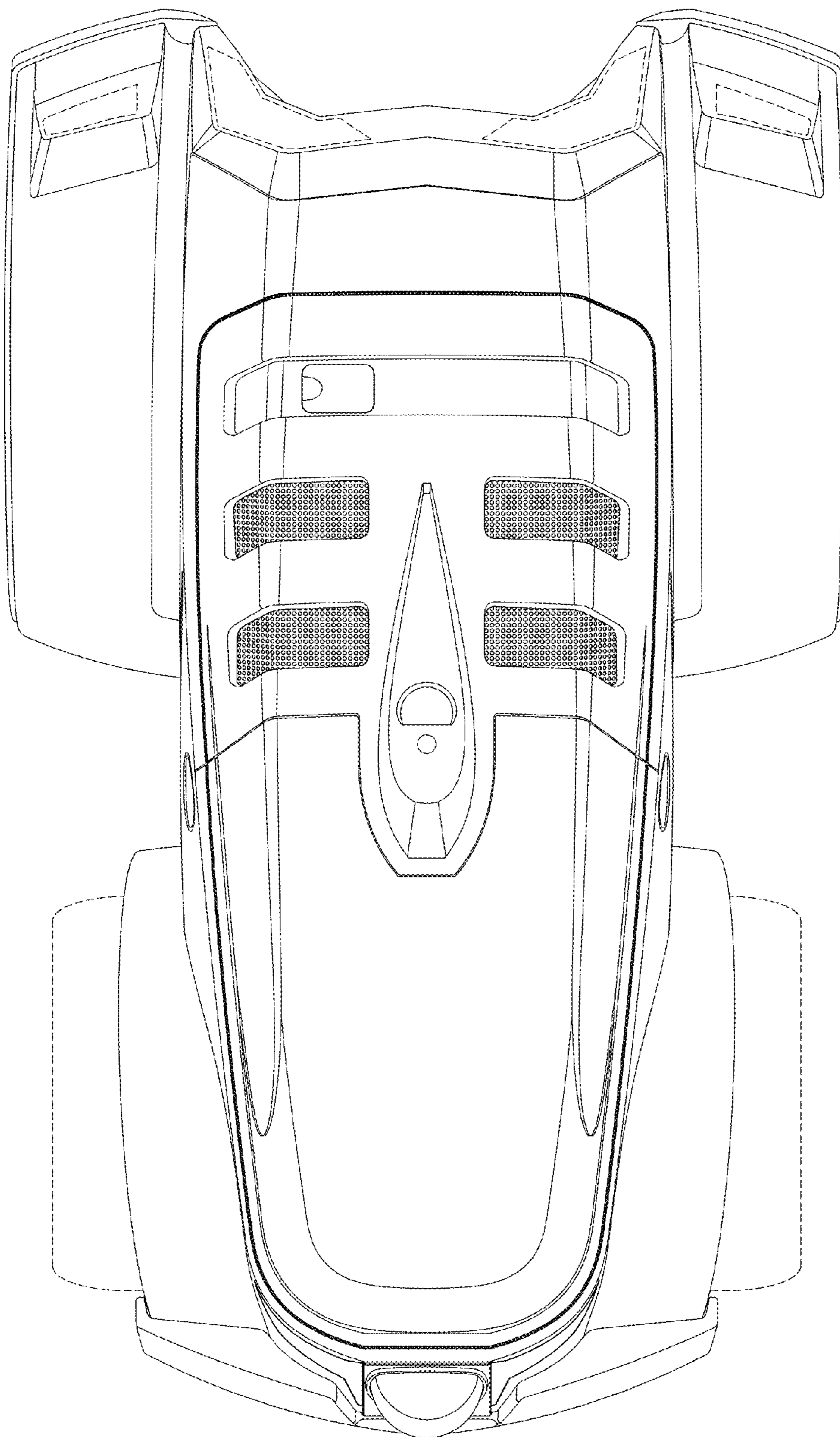


FIG. 6