



US00D687899S

(12) **United States Design Patent**
Iverson

(10) **Patent No.:** **US D687,899 S**

(45) **Date of Patent:** **** Aug. 13, 2013**

(54) **PUZZLE TRAY**

(71) Applicant: **Yvonne J. Iverson**, Bloomington, MN
(US)

(72) Inventor: **Yvonne J. Iverson**, Bloomington, MN
(US)

(**) Term: **14 Years**

(21) Appl. No.: **29/421,847**

(22) Filed: **Oct. 4, 2012**

(51) **LOC (9) Cl.** **21-01**

(52) **U.S. Cl.**
USPC **D21/392**

(58) **Field of Classification Search**
USPC D21/376-384; 273/236-287, 288-291
See application file for complete search history.

(56) **References Cited**

U.S. PATENT DOCUMENTS

1,627,721 A	5/1927	Wolff	4/656
D278,256 S *	4/1985	Lockhart	D21/480
4,865,325 A	9/1989	Stolz	
D317,329 S	6/1991	Annand	D21/480
D326,287 S	5/1992	Grauer, Jr.	D21/392
D333,394 S	2/1993	Warrington	D6/485
D341,626 S	11/1993	Rosmarin et al.	D19/88
5,332,220 A	7/1994	Leavy	
D366,170 S	1/1996	Temple	D6/511
5,642,883 A	7/1997	Rioux	

5,743,392 A	4/1998	Chapman	
D400,600 S	11/1998	Ackermaneted	
5,895,049 A	4/1999	Fingers, Jr.	273/309
D412,942 S *	8/1999	Isabel	D21/392
5,984,294 A	11/1999	Bogomolny	269/289 R
D420,084 S	2/2000	Hooper	D21/792
6,679,188 B1 *	1/2004	Spagnoli, Jr.	108/44
7,086,533 B1	8/2006	Enko	206/579
D622,995 S *	9/2010	Beraha	D6/595
8,011,292 B1 *	9/2011	Logan	99/422
2009/0096150 A1	4/2009	Cihan et al.	269/289 R

* cited by examiner

Primary Examiner — George D Kirschbaum

(74) *Attorney, Agent, or Firm* — Richard John Bartz

(57) **CLAIM**

The ornamental design of a puzzle tray, as shown and described.

DESCRIPTION

FIG. 1 is a front elevational view of the puzzle tray of my new design;

FIG. 2 is top plan view thereof;

FIG. 3 is a rear elevational view thereof;



FIG. 4 is a bottom plan view thereof;

FIG. 5 is a side elevational view of the right side thereof; and,

FIG. 6 is a side elevational view of the left side thereof.

The broken lines showing applicant's trademark PUZZLE PAL and design in FIG. 1 is included for the purpose of illustration and forms no part of the claimed design.

1 Claim, 4 Drawing Sheets






FIG.1




FIG.2




FIG.4

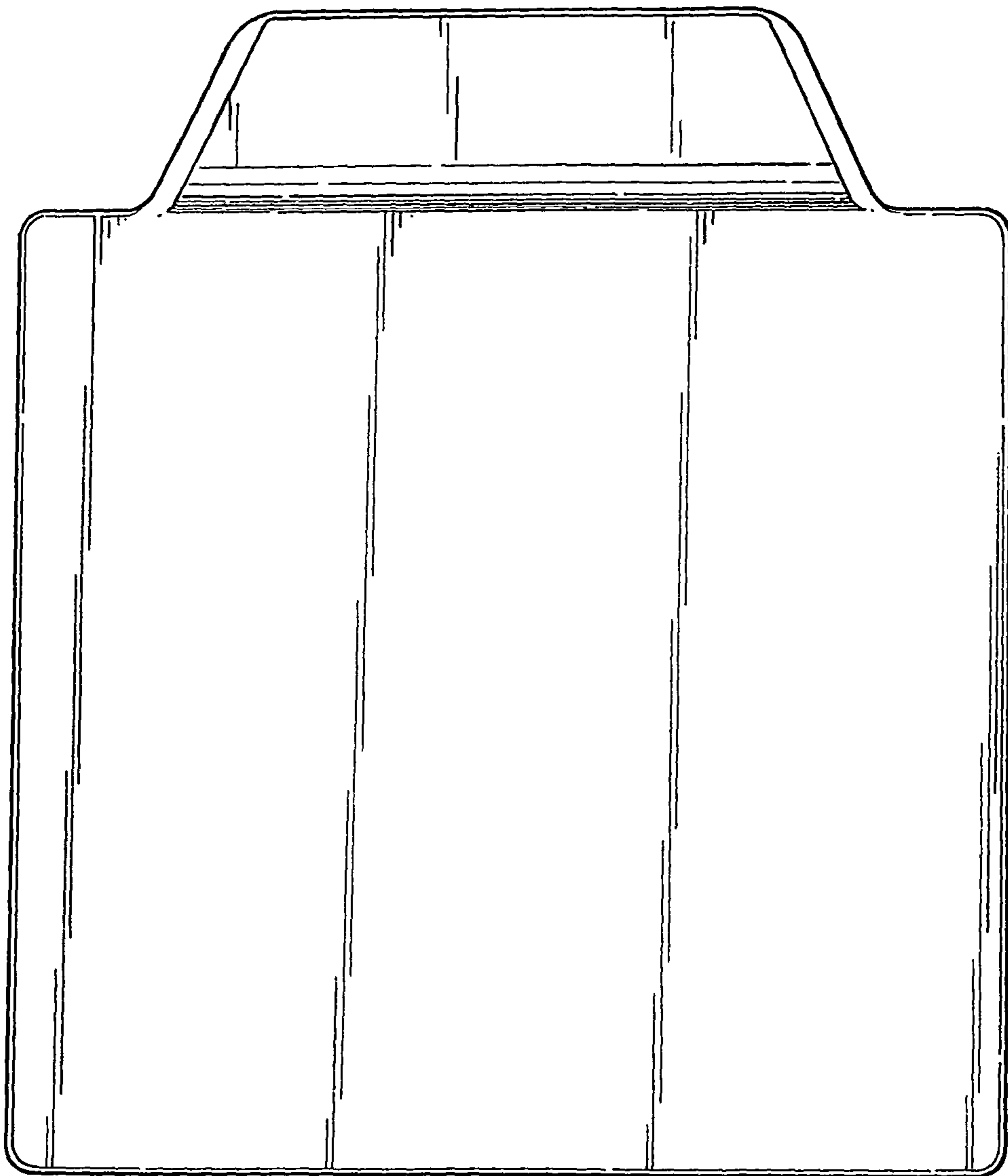


FIG.3

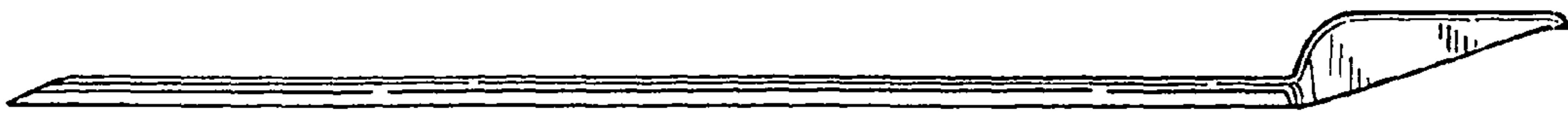


FIG. 5

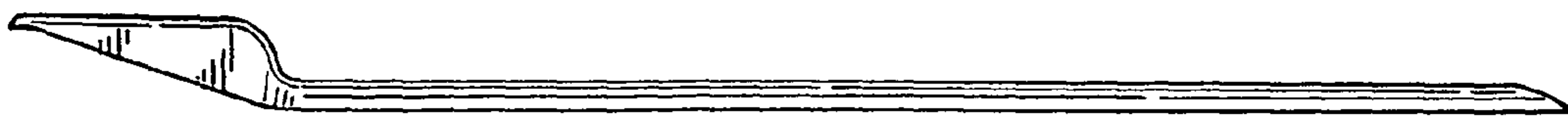


FIG. 6