



US00D687897S

(12) **United States Design Patent**  
**Smith**

(10) **Patent No.:** **US D687,897 S**  
(45) **Date of Patent:** **\*\* Aug. 13, 2013**

- (54) **OPEN SIGN**
- (75) Inventor: **Aaron W. Smith**, Watertown, WI (US)
- (73) Assignee: **C-M Glo, LLC**, Watertown, WI (US)
- (\*\*) Term: **14 Years**
- (21) Appl. No.: **29/427,505**
- (22) Filed: **Jul. 19, 2012**
- (51) **LOC (9) Cl.** ..... **20-03**
- (52) **U.S. Cl.**  
USPC ..... **D20/42**
- (58) **Field of Classification Search**  
USPC ..... D20/10, 12, 15, 17-19, 21, 29, 39,  
D20/41, 42, 99; 40/368, 373, 446, 452, 490,  
40/491, 534, 537, 538, 540-542, 545, 549-552,  
40/568, 575, 576, 584, 585, 596, 617;  
D10/109.1, 109.2, 113.4; 362/234, 253,  
362/812

D544,038 S	6/2007	Kaoh et al.	
D545,907 S	7/2007	Nelson	
D545,909 S	7/2007	Jacobs et al.	
D553,691 S	10/2007	Lane	
D582,988 S	12/2008	Donnelly et al.	
7,467,486 B2	12/2008	Kaoh	
D591,797 S	5/2009	Donnelly	
D599,410 S	9/2009	Kaoh	
D599,411 S *	9/2009	Kaoh	D20/42
D641,425 S *	7/2011	Smith	D20/42
2005/0060922 A1	3/2005	Nimmer	
2006/0000128 A1	1/2006	Pan	
2007/0283604 A1	12/2007	Kaoh	
2012/0159818 A1*	6/2012	Kaoh	40/541

\* cited by examiner

*Primary Examiner* — Mary Ann Calabrese  
(74) *Attorney, Agent, or Firm* — Boyle Fredrickson, S.C.

(57) **CLAIM**  
The ornamental design of an open sign, as shown and described.

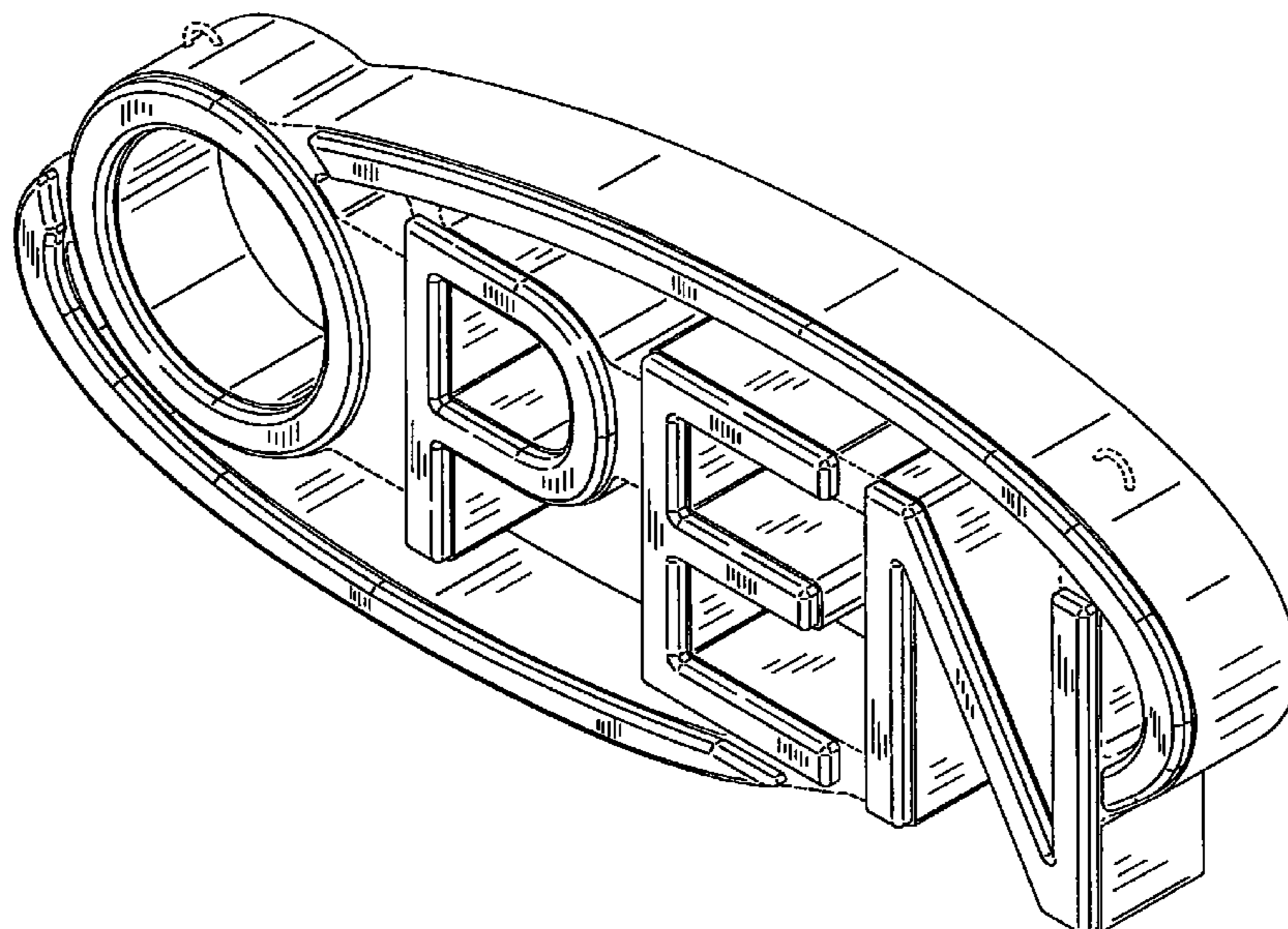
See application file for complete search history.

**DESCRIPTION**

- (56) **References Cited**
- U.S. PATENT DOCUMENTS
- 2,171,705 A 9/1939 Leonard et al.
- D433,453 S 11/2000 Fallon
- D434,808 S 12/2000 Andersson
- D456,850 S 5/2002 Fallon
- D460,490 S 7/2002 Fallon
- D461,846 S 8/2002 Fallon
- D477,032 S 7/2003 Fallon
- D484,916 S 1/2004 Fallon
- D507,603 S 7/2005 Nelson
- D513,522 S 1/2006 Nelson
- D534,218 S 12/2006 Krikorian et al.

FIG. 1 is an isometric view of an open sign in accordance with my new design;  
FIG. 2 is a front elevation view thereof;  
FIG. 3 is a rear elevation view thereof;  
FIG. 4 is an enlarged top plan view thereof;  
FIG. 5 is a bottom plan view thereof;  
FIG. 6 is a right end elevation view thereof; and,  
FIG. 7 is a left end elevation view thereof.  
In the drawings, the broken lines represent portions of the open sign that form no part of the claimed design.

**1 Claim, 5 Drawing Sheets**



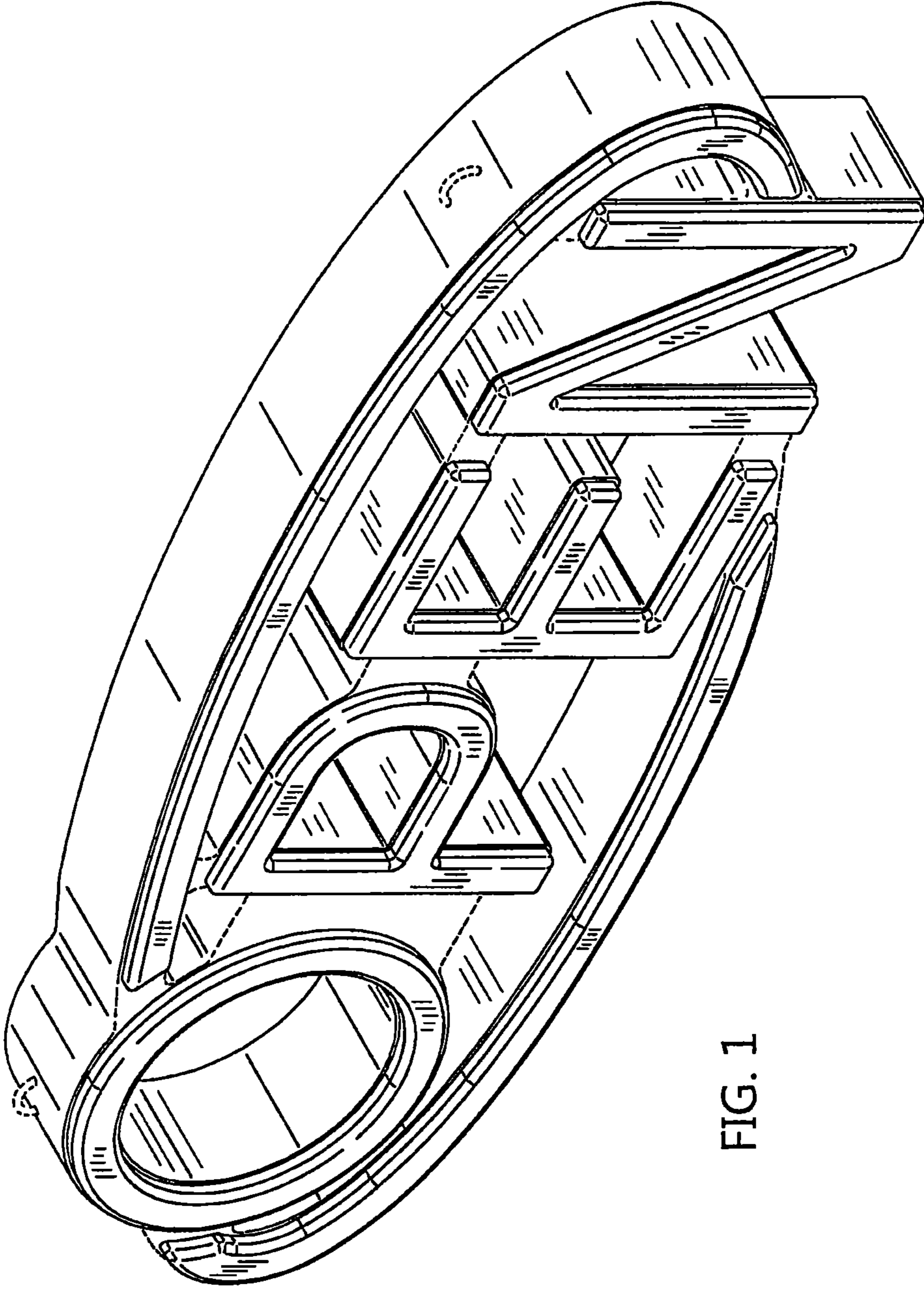


FIG. 1

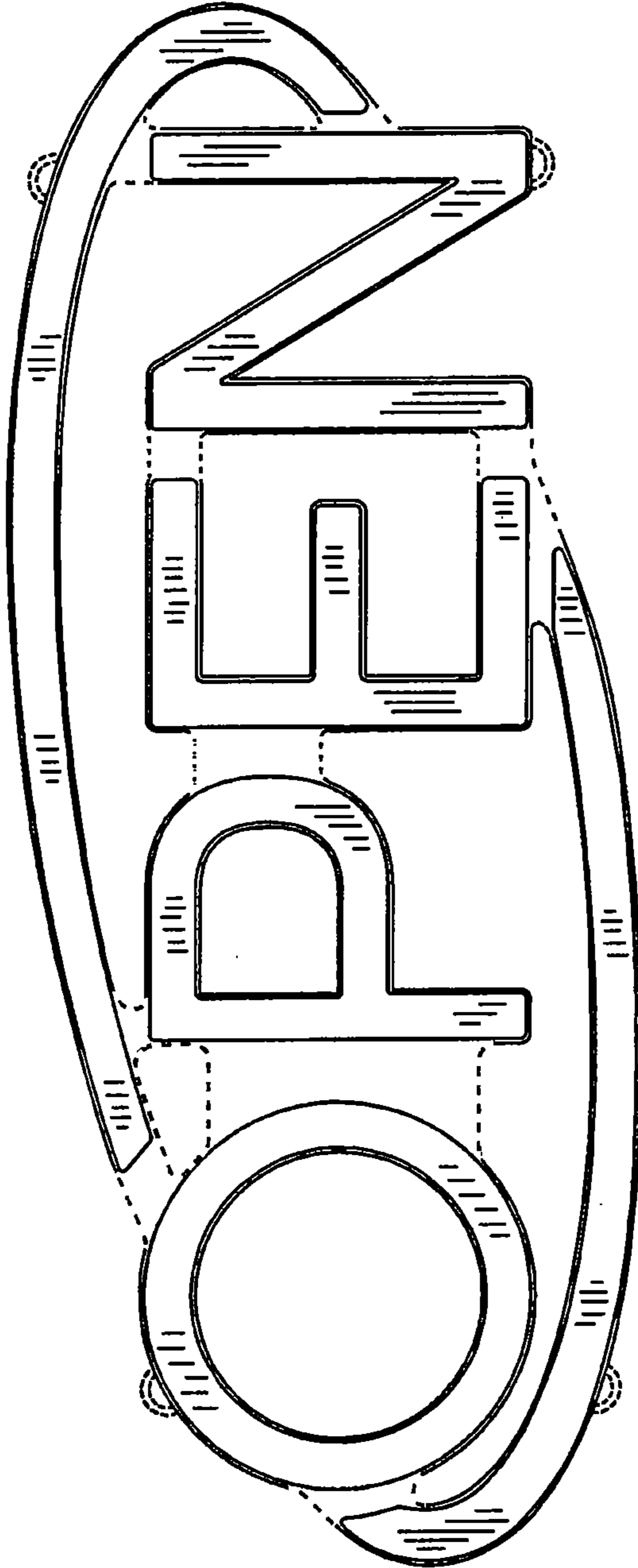


FIG. 2

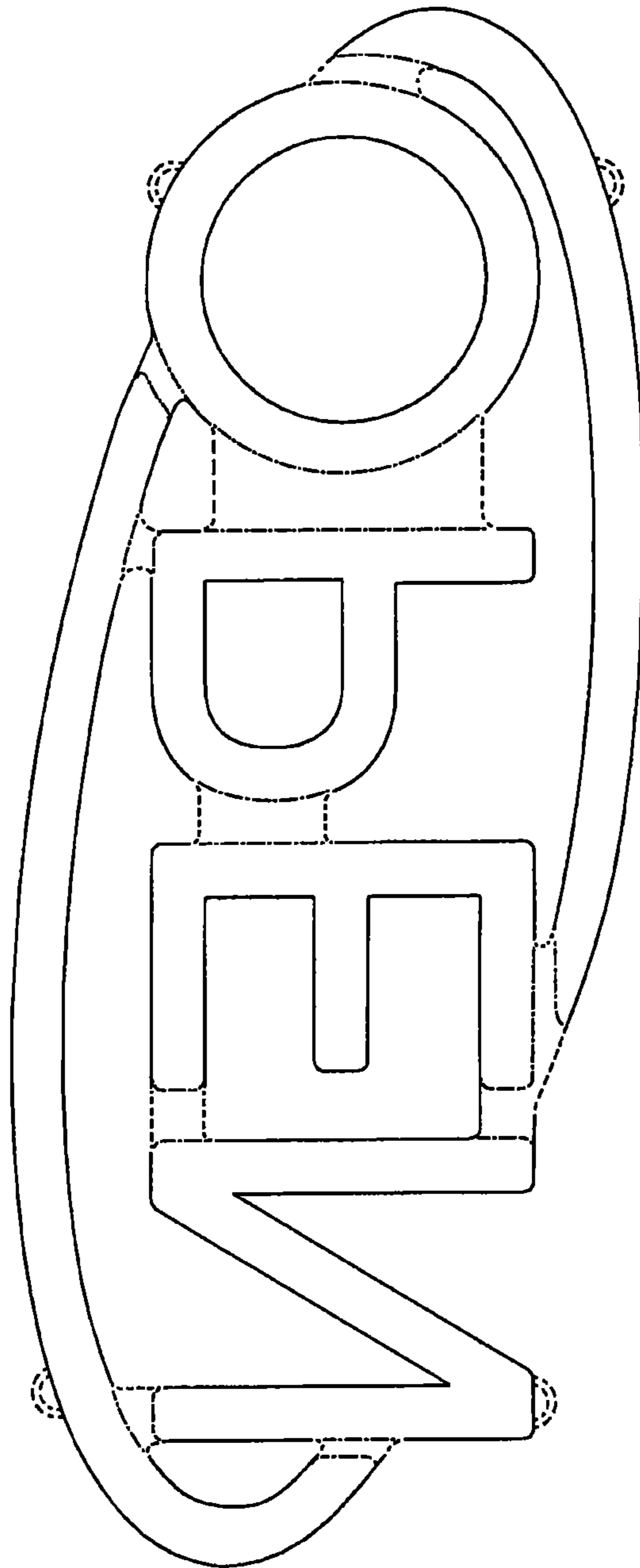


FIG. 3

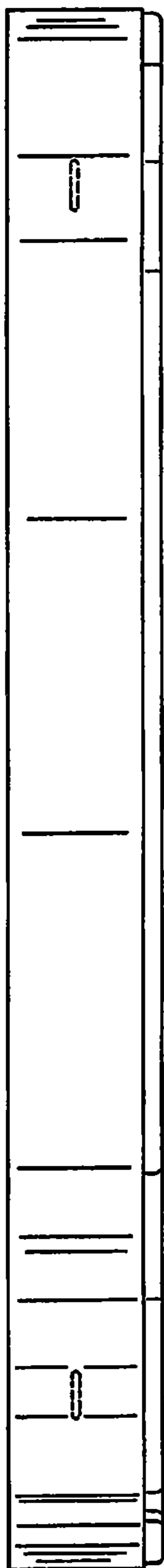


FIG. 4

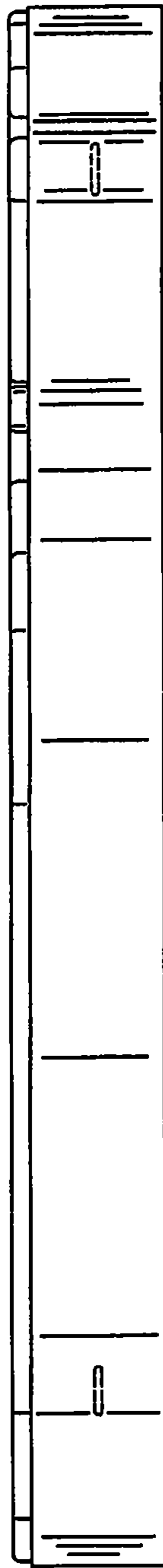


FIG. 5

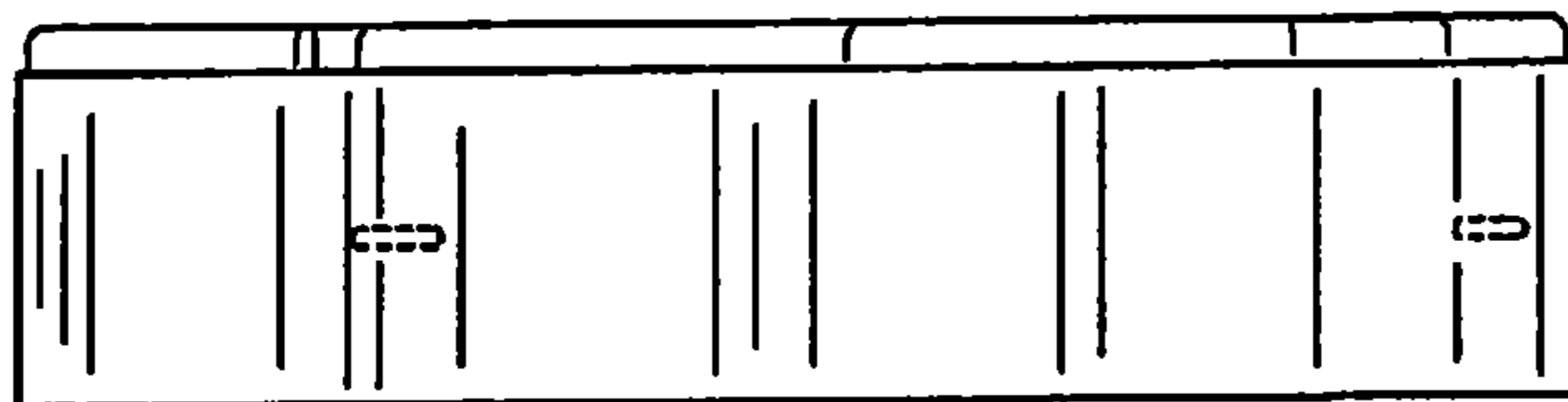


FIG. 7

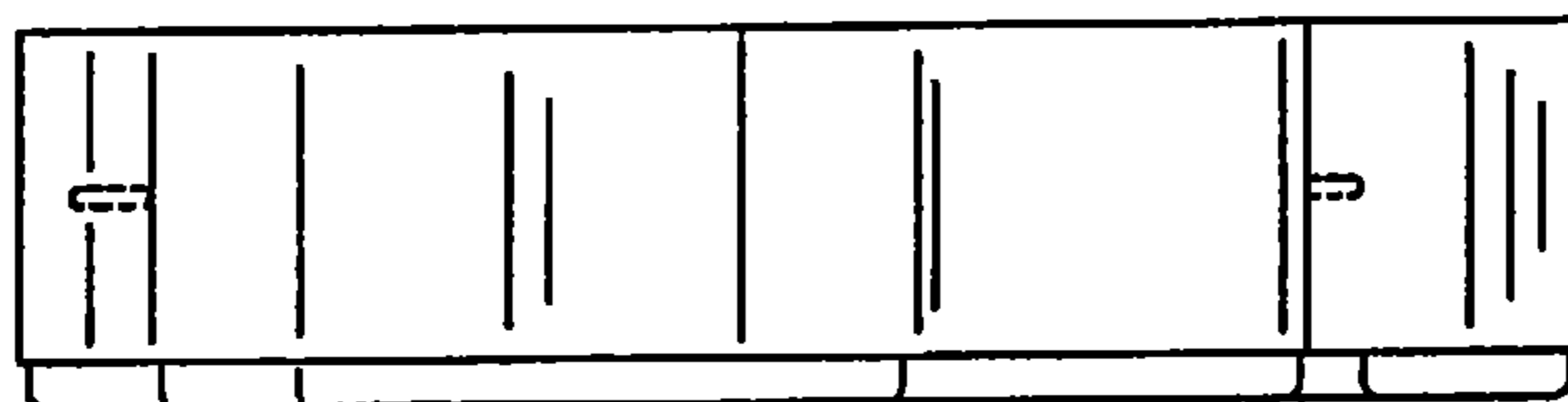


FIG. 6