



US00D687889S

(12) **United States Design Patent**
Rippinger

(10) **Patent No.:** **US D687,889 S**

(45) **Date of Patent:** **** Aug. 13, 2013**

(54) **WRITING BOARD**

(71) Applicant: **Denise Rippinger**, Schaumburg, IL (US)

(72) Inventor: **Denise Rippinger**, Schaumburg, IL (US)

(73) Assignee: **Health Environment Art Services, Inc.**,
Arlington Heights, IL (US)

(**) Term: **14 Years**

(21) Appl. No.: **29/438,704**

(22) Filed: **Dec. 1, 2012**

(51) **LOC (9) Cl.** **19-06**

(52) **U.S. Cl.**
USPC **D19/52**

(58) **Field of Classification Search**

USPC D6/300, 306, 310; D14/128, 336,
D14/371, 374; D19/52; D20/10, 27, 39,
D20/40; 40/581, 584, 611.01, 611.06;
312/230; 434/408, 410, 415

See application file for complete search history.

(56) **References Cited**

U.S. PATENT DOCUMENTS

| | | | | |
|-----------|-----|---------|---------------|-----------|
| 3,478,997 | A * | 11/1969 | Goss | 248/488 |
| 3,665,628 | A * | 5/1972 | Dammond | 40/792 |
| 3,866,343 | A * | 2/1975 | Frost et al. | 40/585 |
| 3,924,307 | A * | 12/1975 | Tate | 24/543 |
| 3,969,838 | A * | 7/1976 | Moore | 40/611.06 |
| D250,504 | S * | 12/1978 | Kliot | D6/300 |
| 4,187,630 | A * | 2/1980 | Giulie et al. | 40/790 |
| D268,350 | S * | 3/1983 | Cobb | D20/10 |

| | | | | |
|-----------|------|---------|-----------------|-----------|
| 5,058,300 | A * | 10/1991 | Ernest et al. | 40/611.12 |
| D364,507 | S * | 11/1995 | Schwartz | D6/300 |
| D476,818 | S * | 7/2003 | Stravitz | D6/300 |
| D489,074 | S * | 4/2004 | Nishioka et al. | D14/448 |
| 6,802,145 | B2 * | 10/2004 | Sparkowski | 40/617 |
| 7,055,275 | B1 * | 6/2006 | Teza et al. | 40/735 |
| 7,954,267 | B2 * | 6/2011 | Anzalone | 40/756 |
| 8,046,945 | B2 * | 11/2011 | Radcliffe | 40/737 |

* cited by examiner

Primary Examiner — Elizabeth Albert

(74) Attorney, Agent, or Firm — Justin Lampel

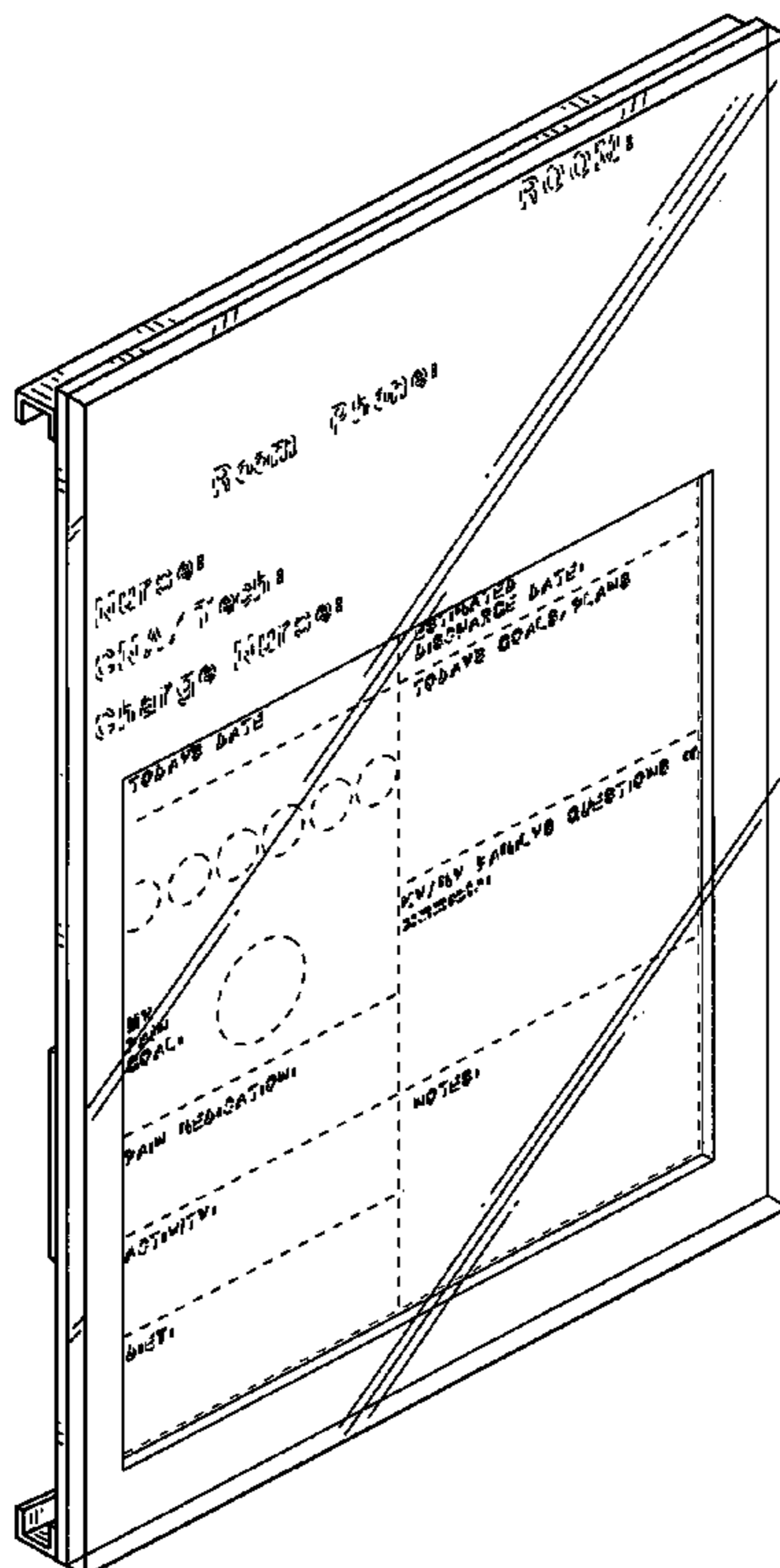
(57) **CLAIM**

The ornamental design for a writing board, as shown and described.

DESCRIPTION

FIG. 1 is a front perspective view of the writing board wherein the insert is present;
 FIG. 2 is a front perspective view of the writing board wherein the insert is removed;
 FIG. 3 is a front plan view of the writing board wherein the insert is removed;
 FIG. 4 is a back plan view of the writing board;
 FIG. 5 is a top view of the writing board;
 FIG. 6 is a bottom view of the writing board;
 FIG. 7 is a side view of the writing board; and,
 FIG. 8 is a side view of the writing board.
 The broken lines showing indicia in FIGS. 1, 2, and 3 and the insert in FIG. 1 are included for the purpose of showing features that form no part of the claimed design.

1 Claim, 6 Drawing Sheets



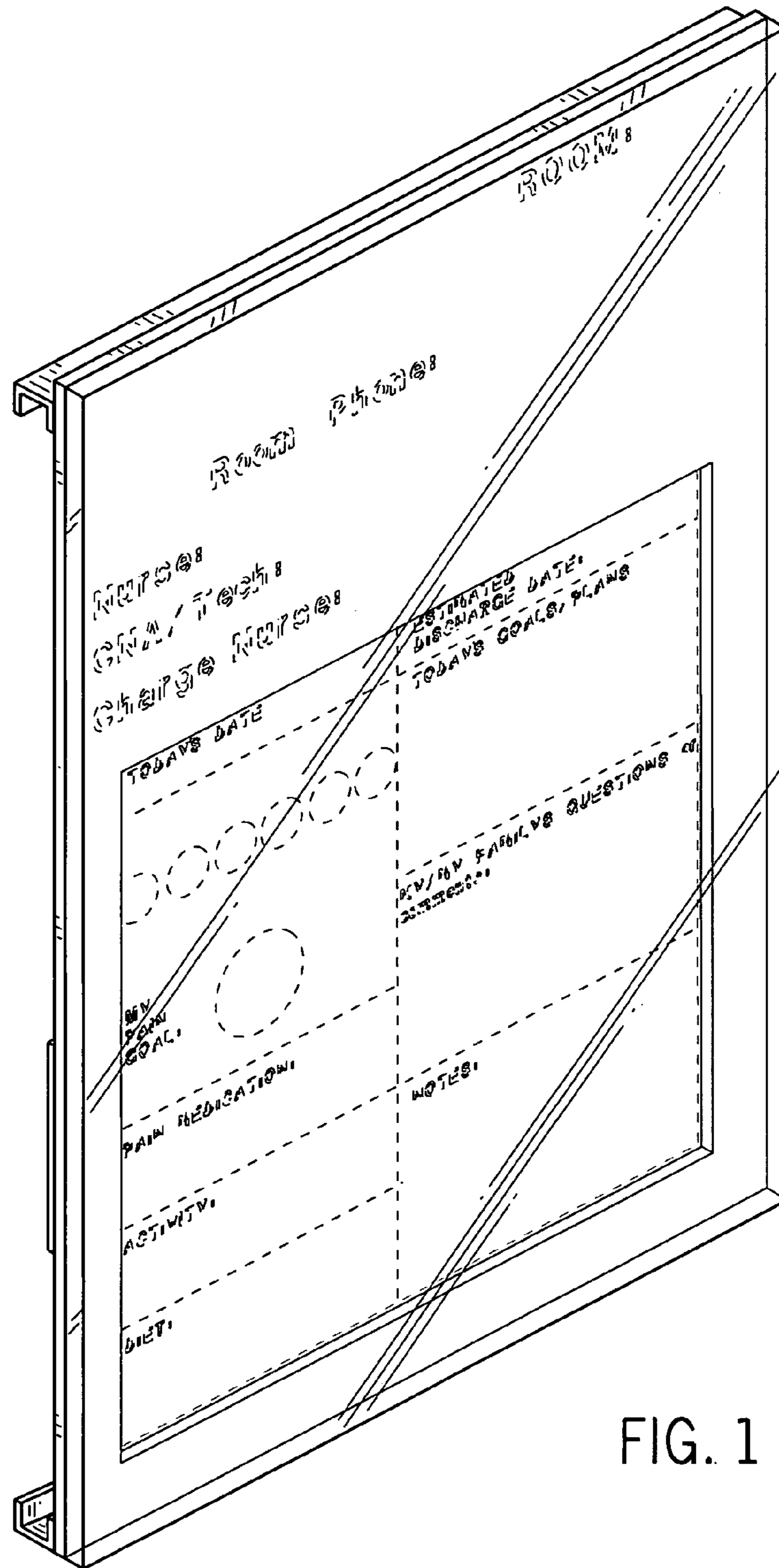


FIG. 1

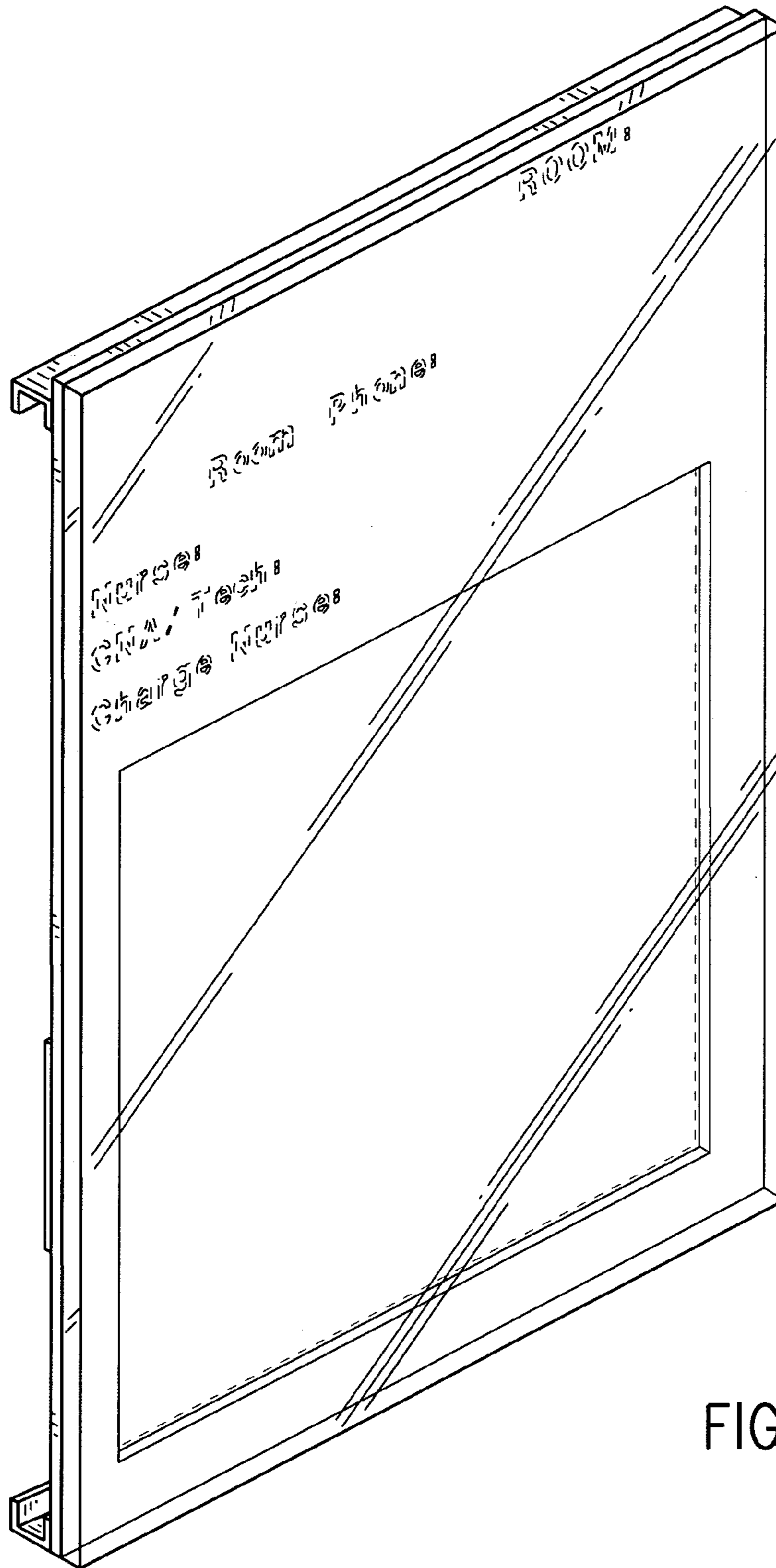


FIG. 2

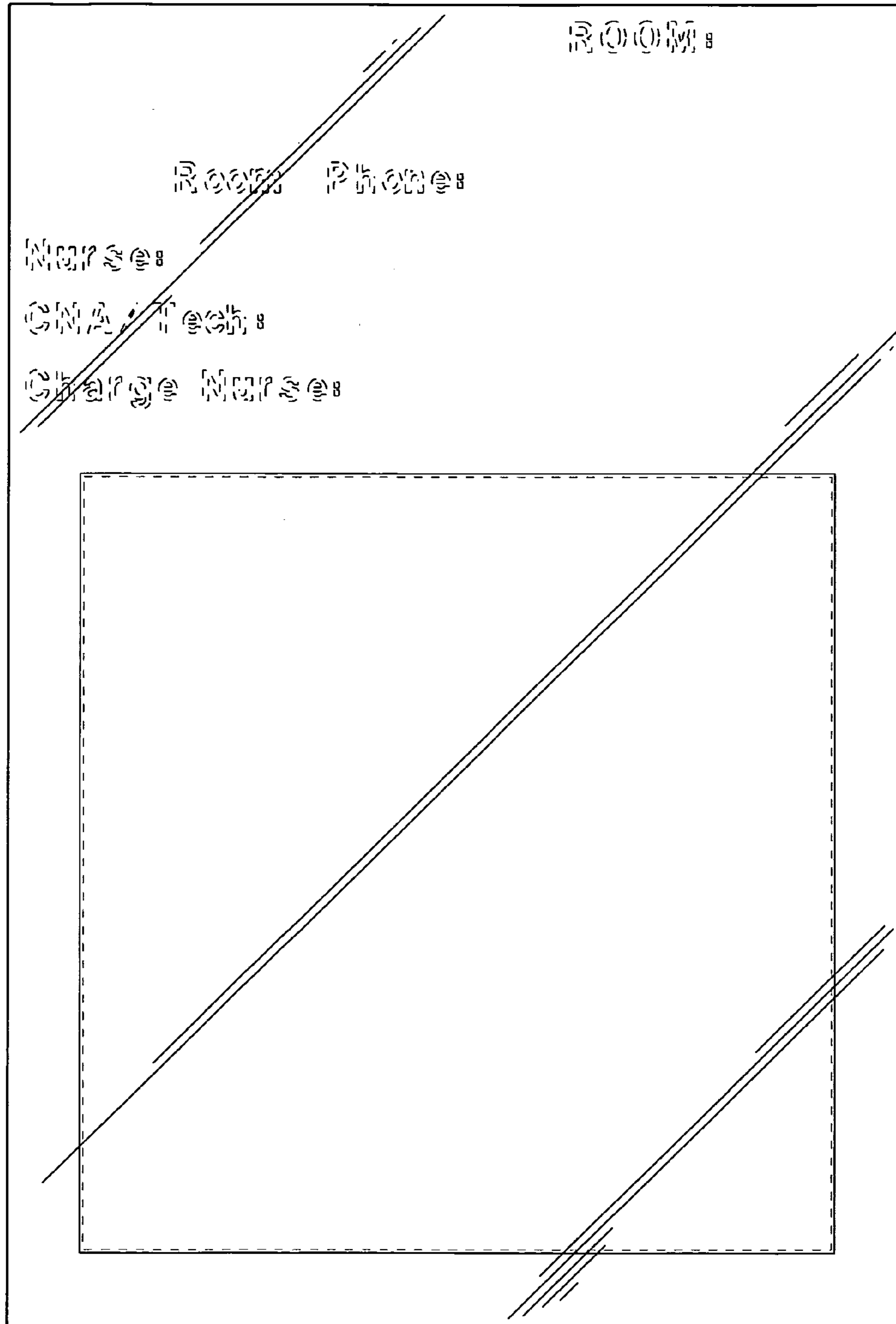


FIG. 3

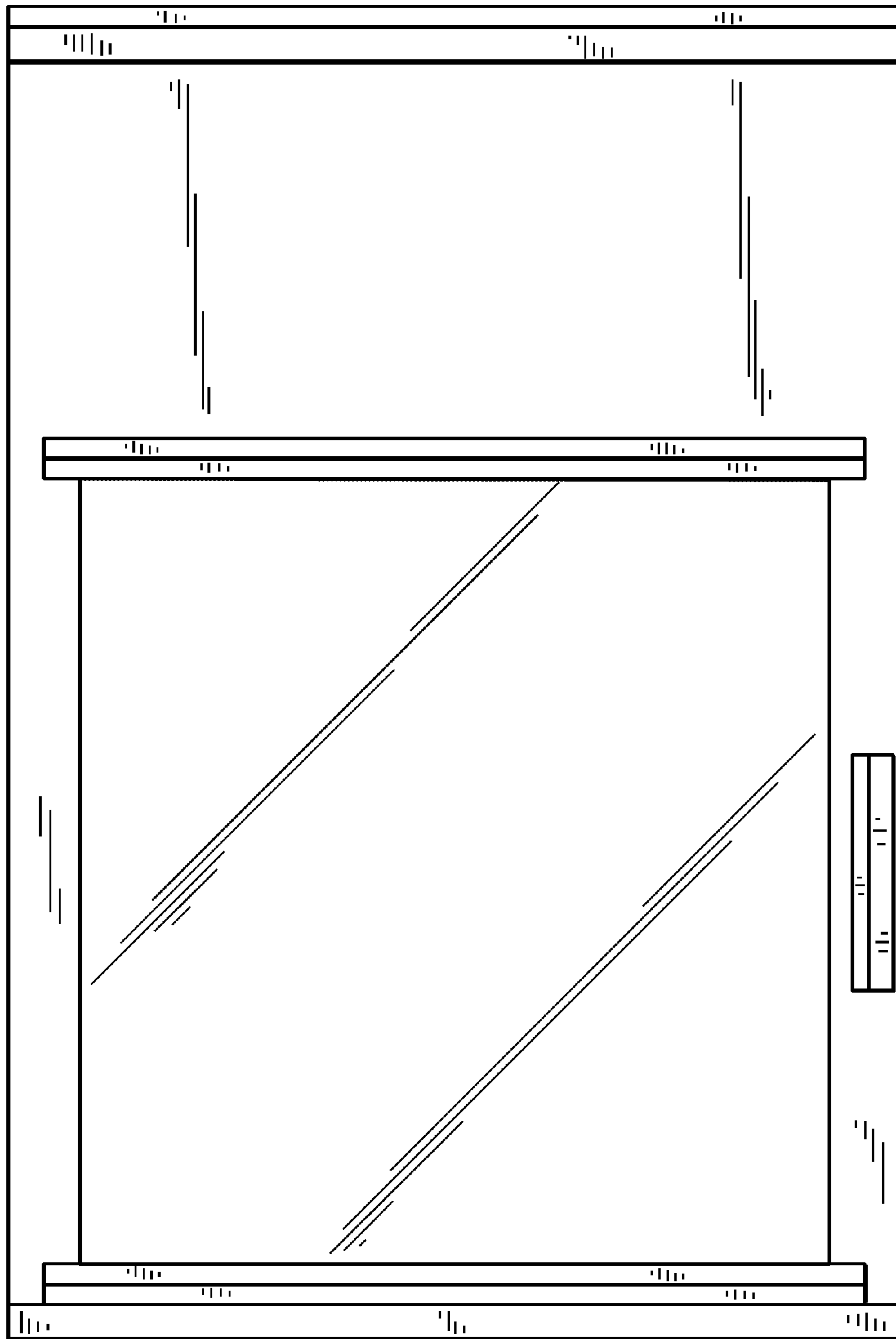


FIG. 4

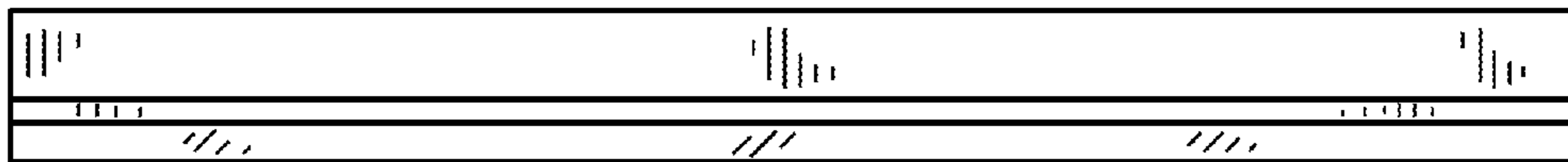


FIG. 5

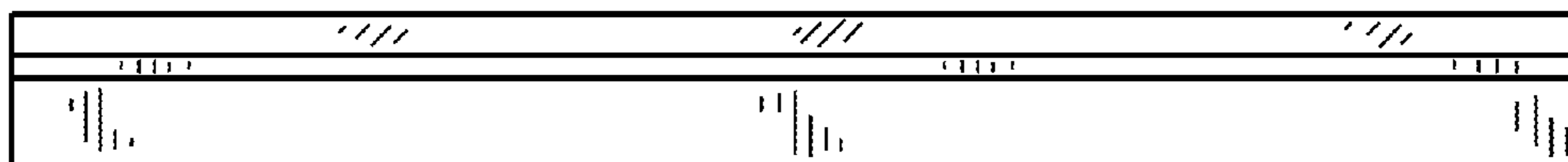


FIG. 6

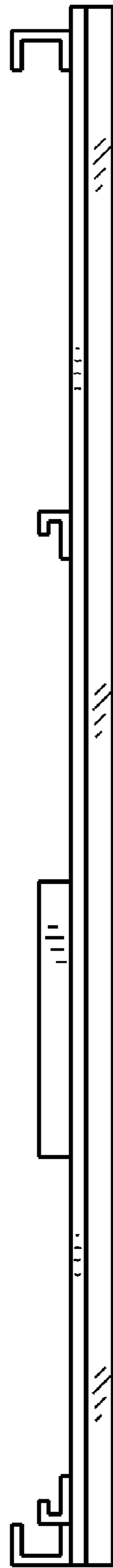


FIG. 7

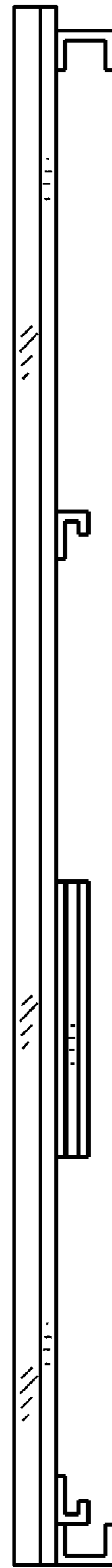


FIG. 8