



US00D687888S

(12) **United States Design Patent**
André

(10) **Patent No.:** **US D687,888 S**

(45) **Date of Patent:** **** Aug. 13, 2013**

- (54) **PEN**
- (75) Inventor: **Olivier André**, Pok Fu Lam (HK)
- (73) Assignee: **Intermed Asia Limited**, Hung Hom, Kowloon (HK)
- (**) Term: **14 Years**
- (21) Appl. No.: **29/418,592**
- (22) Filed: **Apr. 18, 2012**
- (30) **Foreign Application Priority Data**
 - Oct. 18, 2011 (CN) 2011 3 0369527
 - Oct. 18, 2011 (HK) 1101813
- (51) **LOC (9) Cl.** **19-06**
- (52) **U.S. Cl.**
USPC **D19/46**
- (58) **Field of Classification Search**
USPC D14/411; D19/35, 36, 41-51, 54-58;
24/11 F, 11 P, 11 R; 401/52, 99-109, 192,
401/195, 196
See application file for complete search history.

- (56) **References Cited**
U.S. PATENT DOCUMENTS
 - 3,576,374 A * 4/1971 Lile 401/52
 - 3,615,596 A * 10/1971 Petti et al. 426/104
 - D246,530 S * 11/1977 Zeischegg D19/75
 - 4,530,503 A * 7/1985 Rice 273/144 B
 - 5,067,837 A * 11/1991 Panopoulos 401/107
 - D331,777 S * 12/1992 Sedlmeier et al. D19/36

- D377,806 S * 2/1997 Samucha D19/36
- D379,472 S * 5/1997 Smith D19/36
- D386,553 S * 11/1997 Polak et al. D22/117
- D421,627 S * 3/2000 Gootnick D19/57
- 6,149,333 A * 11/2000 Kershaw 401/98
- D437,885 S * 2/2001 Cohen D19/36
- D445,454 S * 7/2001 Martens et al. D19/51
- D447,172 S * 8/2001 Cohen D19/42
- D469,123 S * 1/2003 Briggl et al. D19/48
- D477,022 S * 7/2003 Rosenbaum D19/46
- D487,111 S * 2/2004 Rosenbaum D19/36
- D537,877 S * 3/2007 Bickert D19/46
- D539,343 S * 3/2007 Qiu D19/36
- D542,842 S * 5/2007 Schaaf D19/42
- D595,771 S * 7/2009 Oas D19/46
- D620,980 S * 8/2010 Rommel D19/50
- D663,772 S * 7/2012 Losel D19/50

* cited by examiner


Primary Examiner — Elizabeth Albert
(74) *Attorney, Agent, or Firm* — Merchant & Gould P.C.

(57) **CLAIM**
The ornamental design for pen, as shown and described.

DESCRIPTION

FIG. 1 is a perspective view showing my design thereof;
FIG. 2 is a front view thereof;
FIG. 3 is a back view thereof;
FIG. 4 is a side view thereof;
FIG. 5 is a side view thereof;
FIG. 6 is a bottom view thereof; and,
FIG. 7 is a top view thereof.

1 Claim, 7 Drawing Sheets



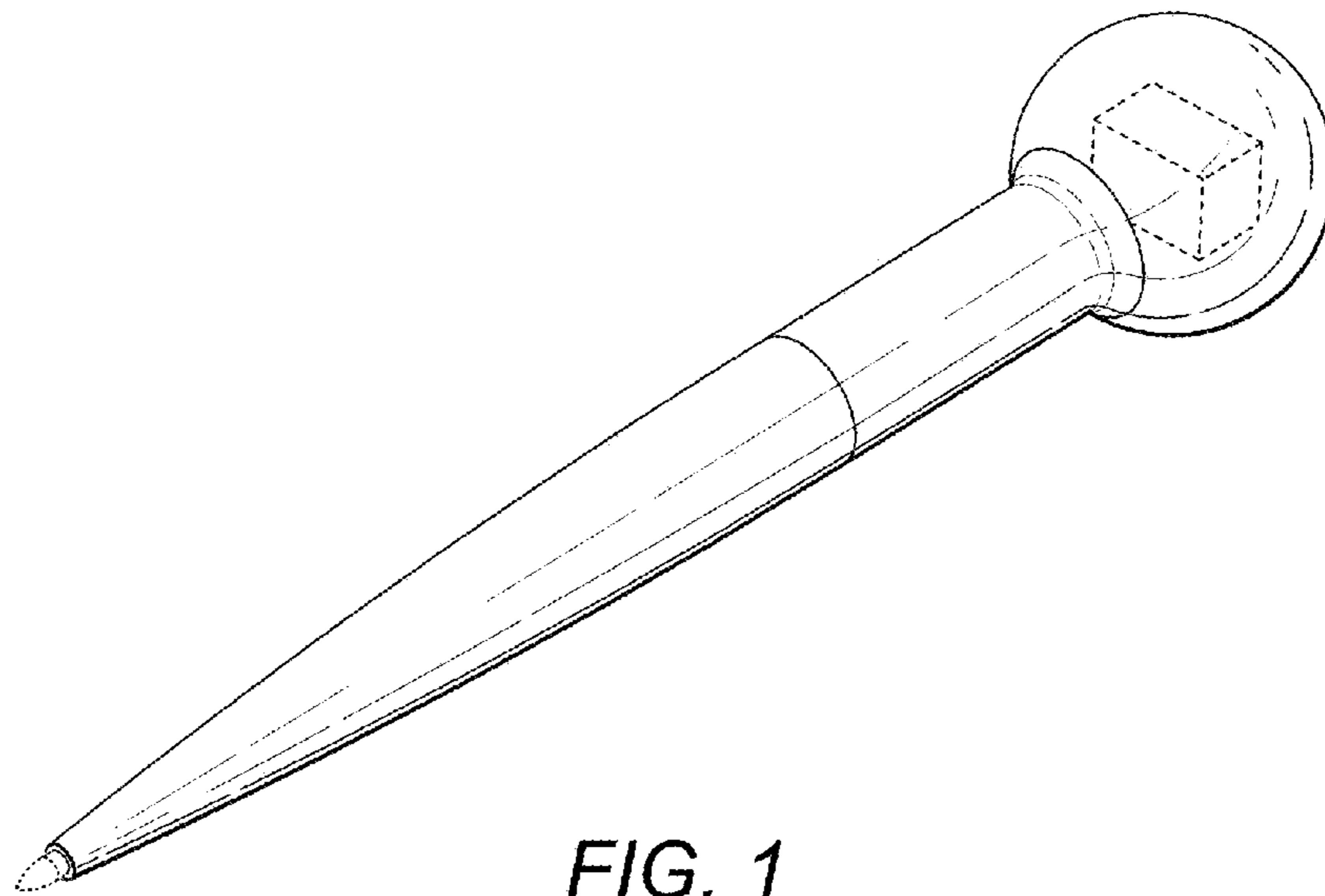


FIG. 1

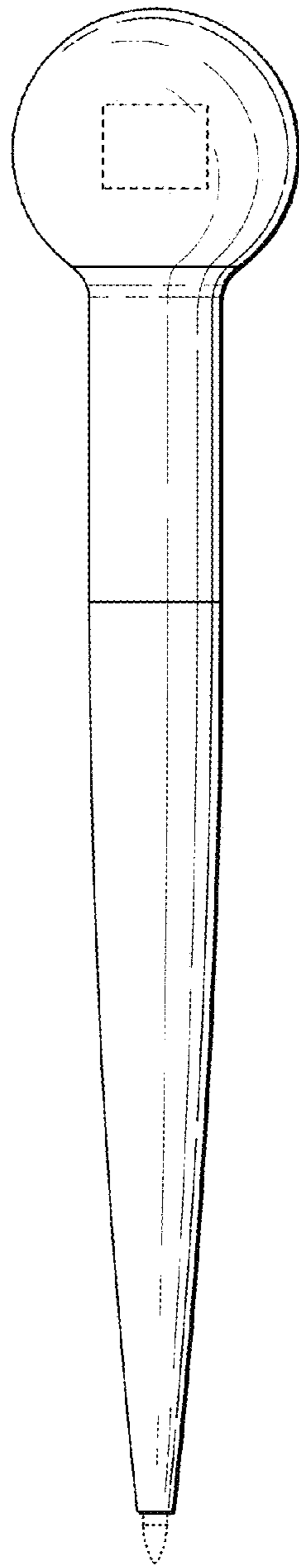


FIG. 2

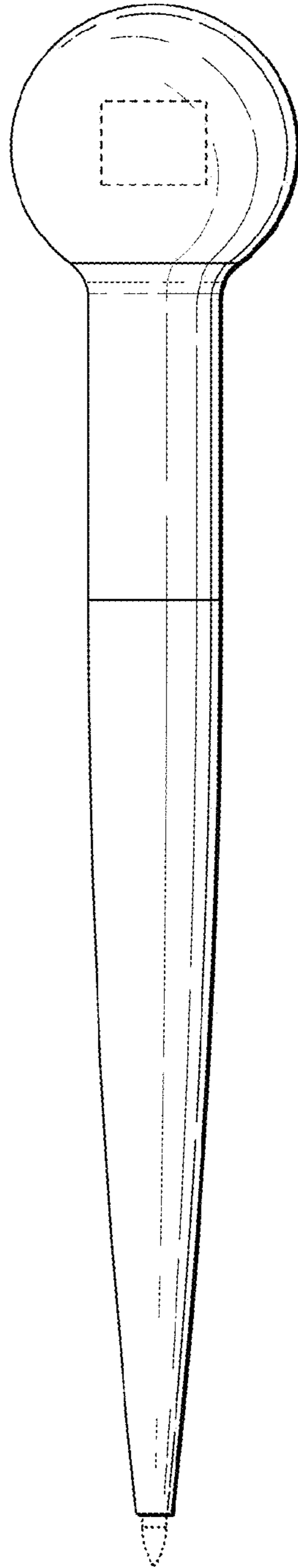


FIG. 3

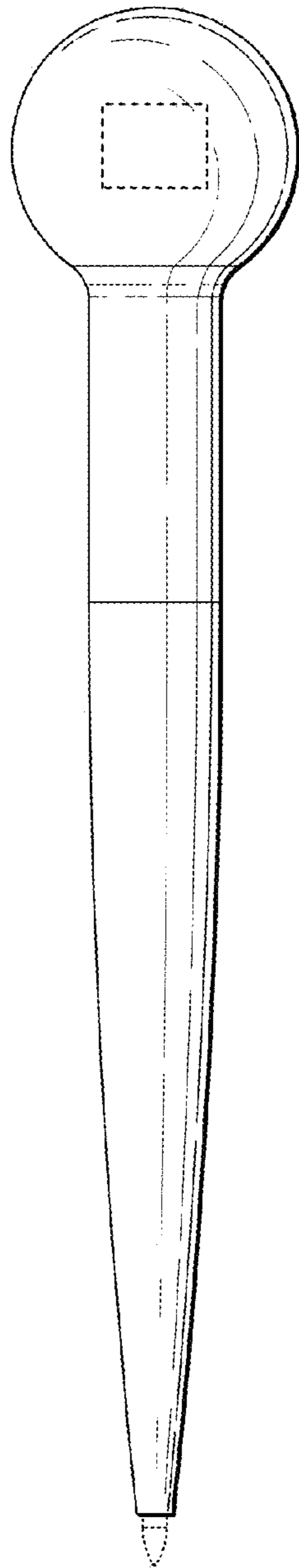


FIG. 4

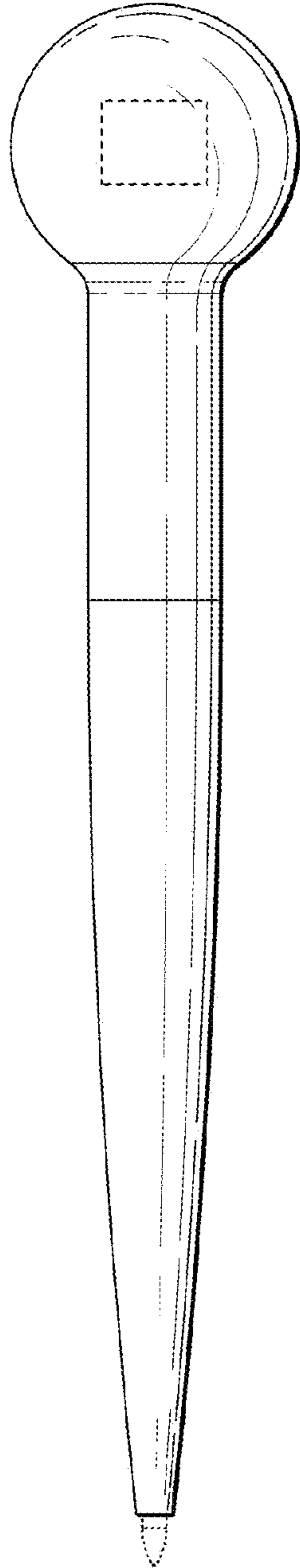


FIG. 5

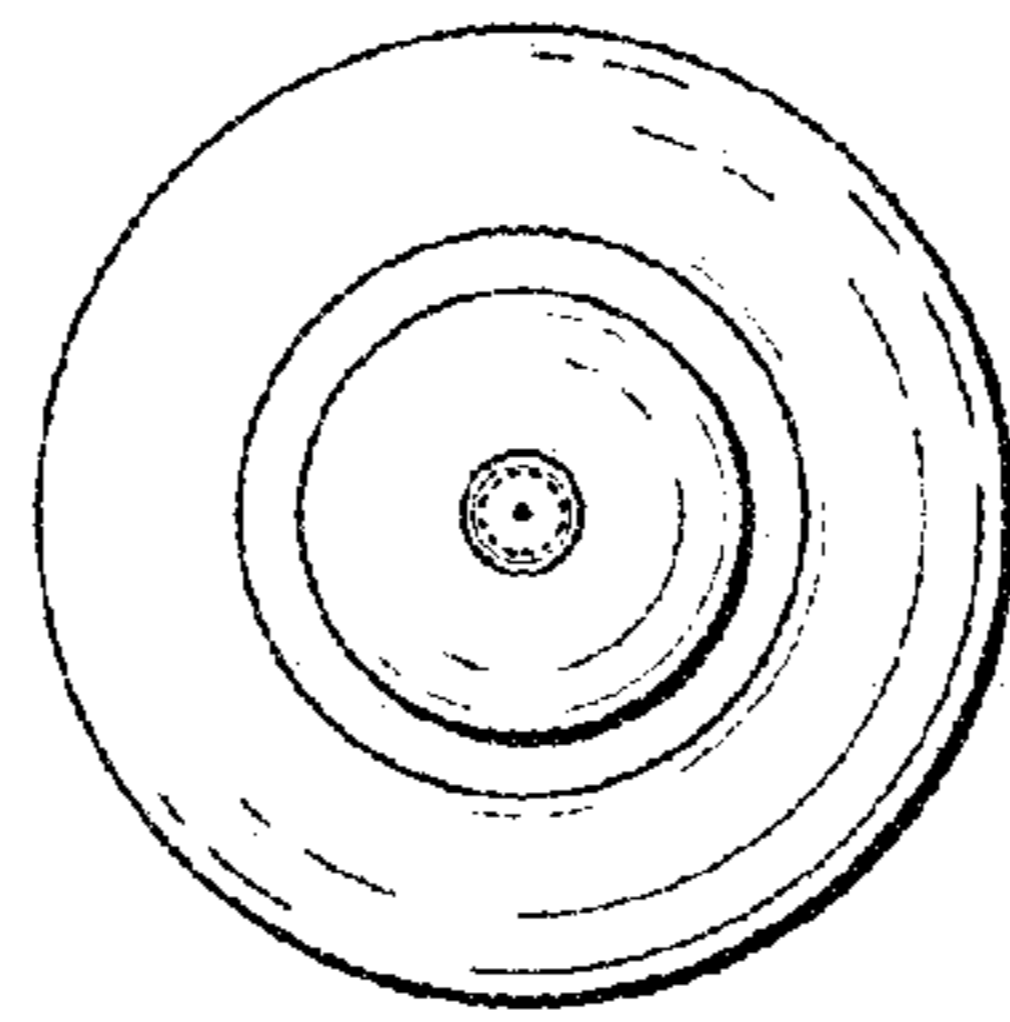


FIG. 6

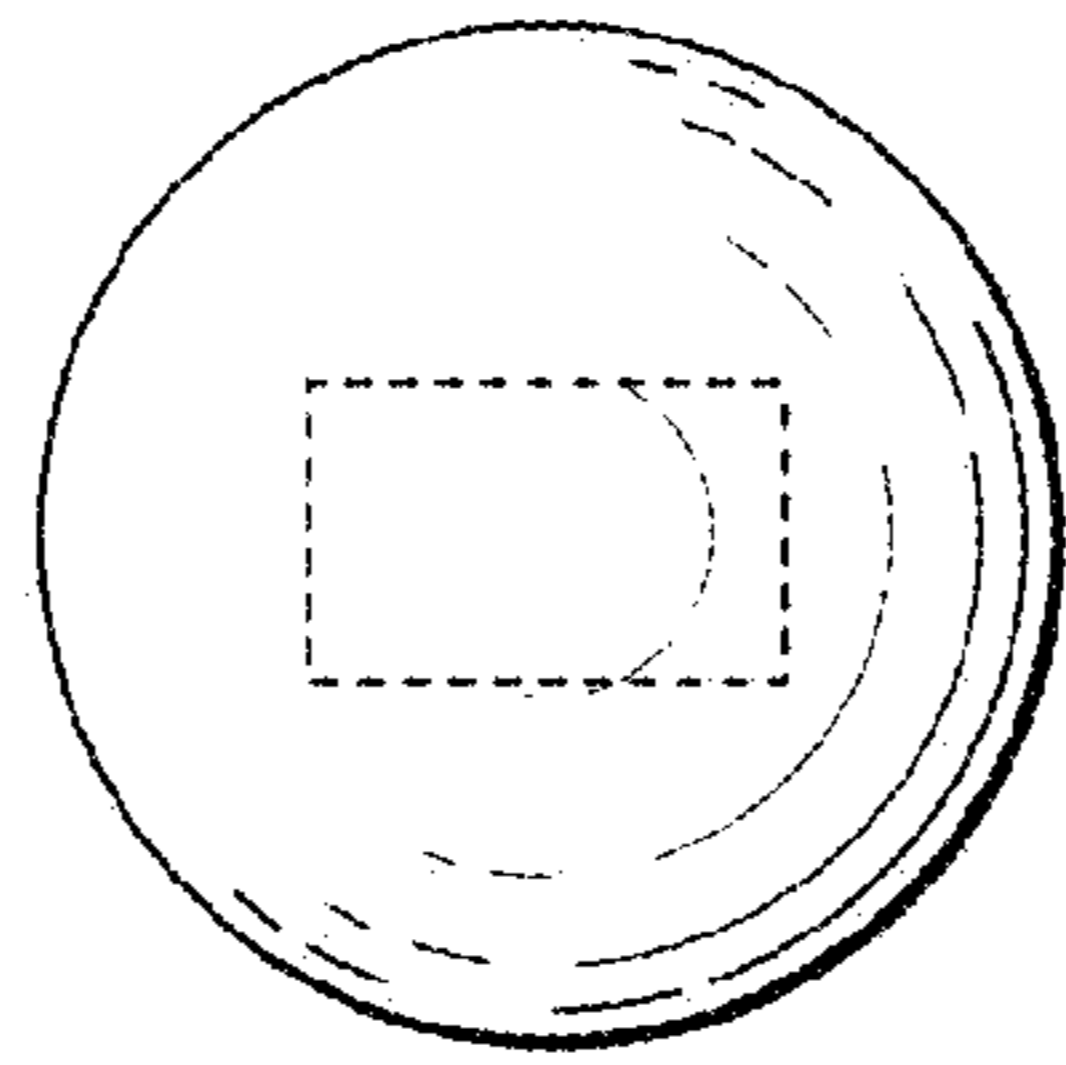


FIG. 7