



US00D687884S

(12) **United States Design Patent**  
**Patterson**

(10) **Patent No.:** **US D687,884 S**

(45) **Date of Patent:** **\*\* Aug. 13, 2013**

- (54) **INK PAD CONTAINER**
- (75) Inventor: **Mark G. Patterson**, Bellingham, WA (US)
- (73) Assignee: **Clearsnap Holding, Inc.**, Burlington, WA (US)
- (\*\*) Term: **14 Years**
- (21) Appl. No.: **29/380,844**
- (22) Filed: **Dec. 10, 2010**
- (51) **LOC (9) Cl.** ..... **18-02**
- (52) **U.S. Cl.**  
USPC ..... **D18/17**
- (58) **Field of Classification Search**  
USPC .. D18/15-18; D3/294, 203.1, 203.8; D28/78, D28/82, 83, 73; 101/333, 334, 327, 328, 101/352.07, 405, 406; 118/264, 268  
See application file for complete search history.

5,431,098 A	7/1995	Winston
D364,183 S	11/1995	Winston
D364,417 S	11/1995	Winston
D367,291 S	2/1996	Winston
5,505,130 A	4/1996	Winston
D372,933 S	8/1996	Winston
D375,516 S	11/1996	Winston
5,636,569 A	6/1997	Winston
5,671,856 A	9/1997	Lisch
D386,200 S	11/1997	Winston
D400,567 S	11/1998	Yasoshima
5,870,953 A	2/1999	Winston
5,909,709 A	6/1999	An et al.
D419,180 S *	1/2000	Yasoshima ..... D18/17

(Continued)

**OTHER PUBLICATIONS**

Clearsnap Holding, Inc., Prior art drawings for "Stack-A-Pad" pad design, 1992, 3 pages.

(Continued)

*Primary Examiner* — Ian Simmons  
*Assistant Examiner* — Charles Hanson  
(74) *Attorney, Agent, or Firm* — Michael R. Schacht; Schacht Law Office, Inc.

(56) **References Cited**

**U.S. PATENT DOCUMENTS**

1,334,540 A	3/1920	Jones	
D70,131 S *	5/1926	Leviten et al. ....	D28/73
2,117,470 A	5/1938	Zareko	
2,514,573 A	2/1947	Harrison	
2,584,908 A	5/1949	Oblinger	
2,891,472 A	6/1959	Holzer	
2,938,292 A	5/1960	Jaskowsky et al.	
2,986,300 A	5/1961	Parrish	
2,999,611 A	9/1961	Paulson	
3,020,838 A	2/1962	Prost	
3,090,304 A	5/1963	Sulkie	
3,145,870 A	8/1964	Lockwood	
3,346,137 A	10/1967	Ricci	
4,294,371 A	10/1981	Davis	
4,545,140 A	10/1985	Winston	
4,817,526 A	4/1989	Winston	
5,313,885 A	5/1994	Winston	
D353,392 S	12/1994	Winston	

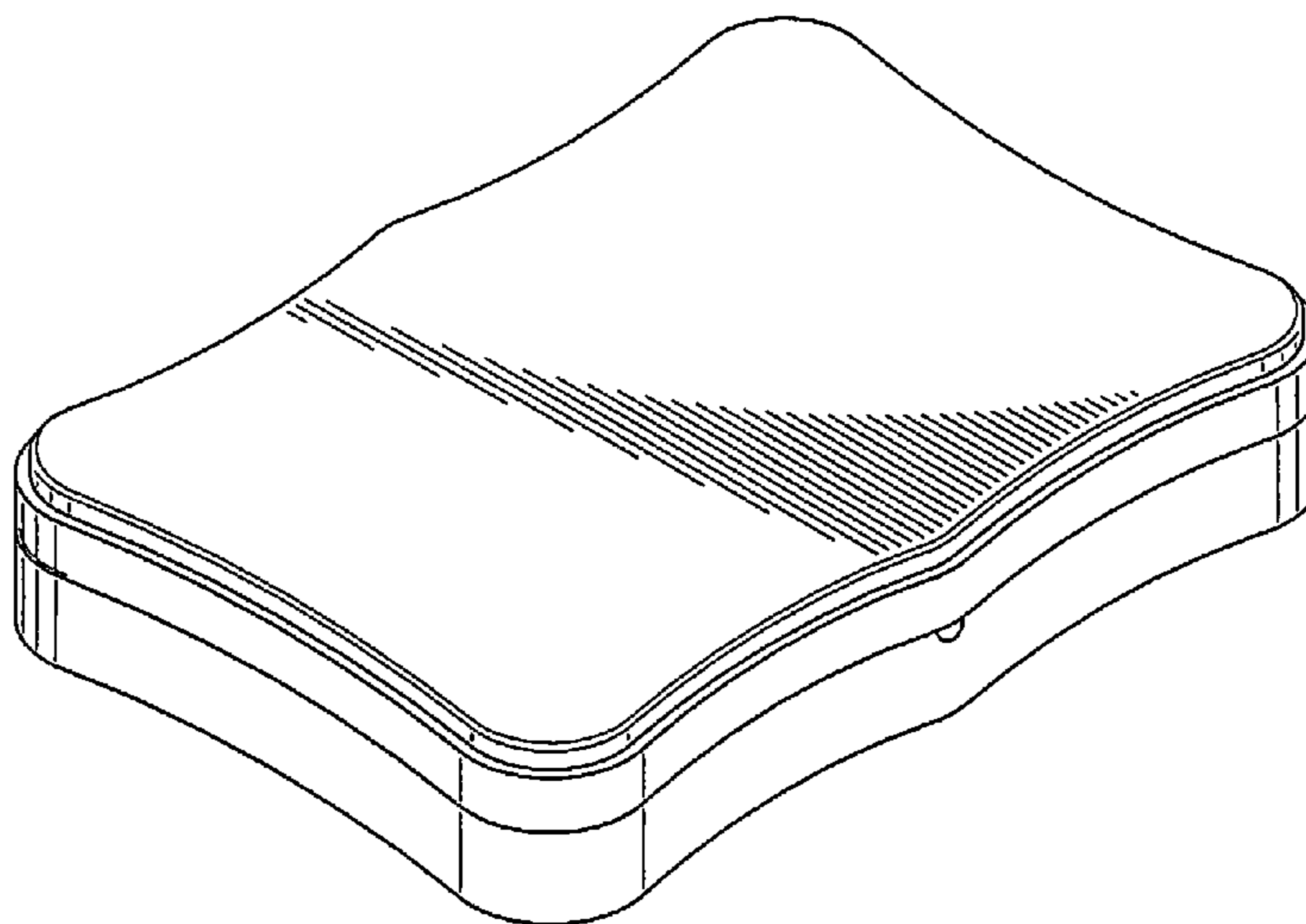
(57) **CLAIM**

The ornamental design for an ink pad container, as shown and described.

**DESCRIPTION**

FIG. 1 is a perspective view of an ink pad container showing my new design;  
FIG. 2 is first end elevation view thereof;  
FIG. 3 is a first side elevation view thereof;  
FIG. 4 is second end elevation view thereof;  
FIG. 5 is a second side elevation view thereof;  
FIG. 6 is a bottom plan view thereof; and,  
FIG. 7 is a top plan view thereof.

**1 Claim, 2 Drawing Sheets**



# US D687,884 S

Page 2

---

## U.S. PATENT DOCUMENTS

6,244,180 B1 6/2001 Winston  
6,615,719 B1 9/2003 Winston  
6,659,007 B1 12/2003 Winston  
D517,592 S \* 3/2006 Salis ..... D18/17  
7,194,954 B2 3/2007 Winston  
7,434,509 B2 10/2008 Winston  
7,536,952 B2 5/2009 Winston  
D610,192 S \* 2/2010 Shih ..... D18/17  
7,963,221 B2 6/2011 Patterson

8,028,622 B2 10/2011 Patterson  
2006/0065142 A1 3/2006 Petersen  
2011/0283906 A1 11/2011 Patterson

## OTHER PUBLICATIONS

Clearsnap Holding, Inc. "Stack-A-Pad" Child Safe Ink Pads, 1992, 1 page.  
Clearsnap Holding, Inc. "My First Color Box" Child Safe Ink Stack-A-Pad, 1992, 1 page.

\* cited by examiner

FIG. 1

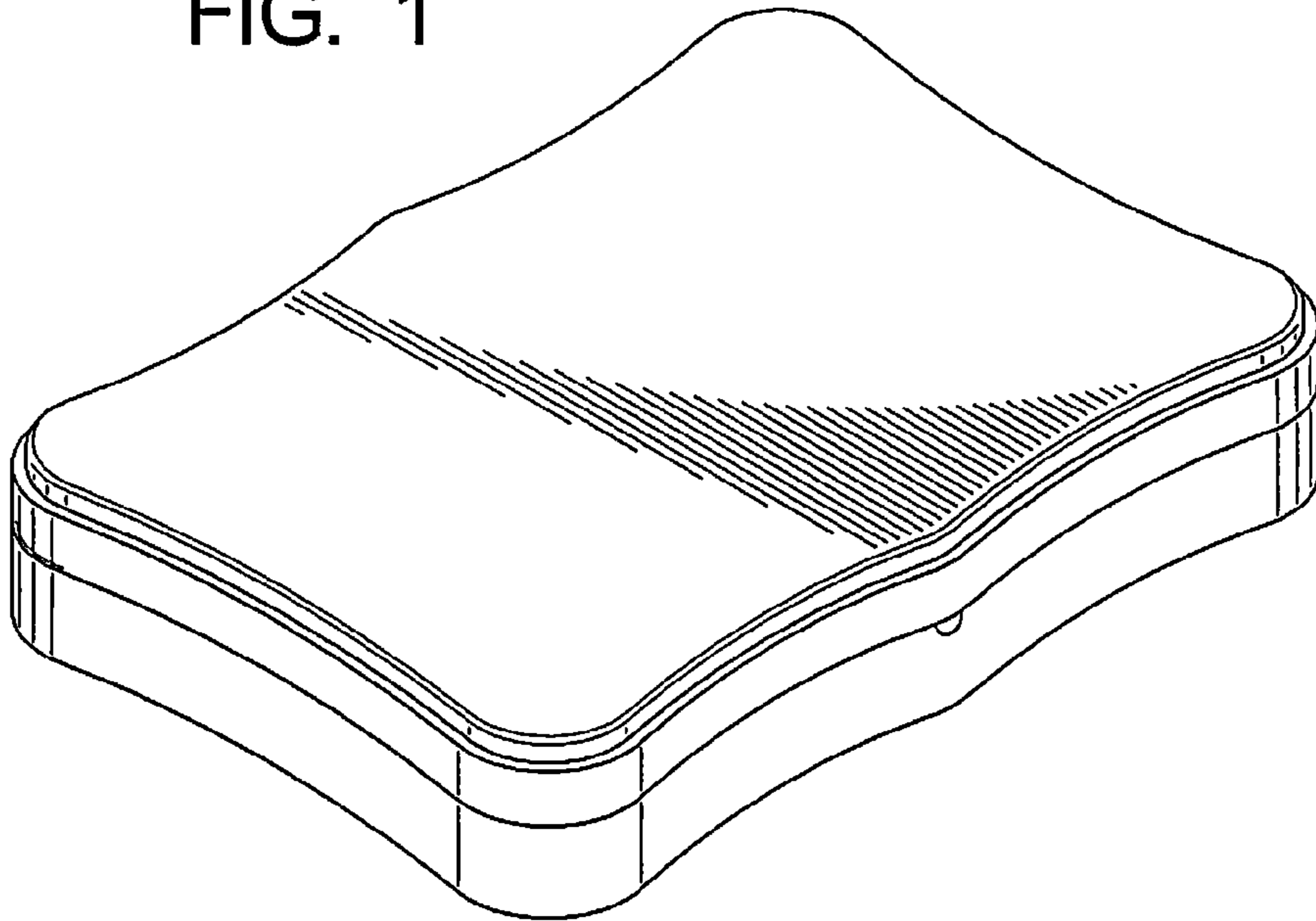


FIG. 2




FIG. 3

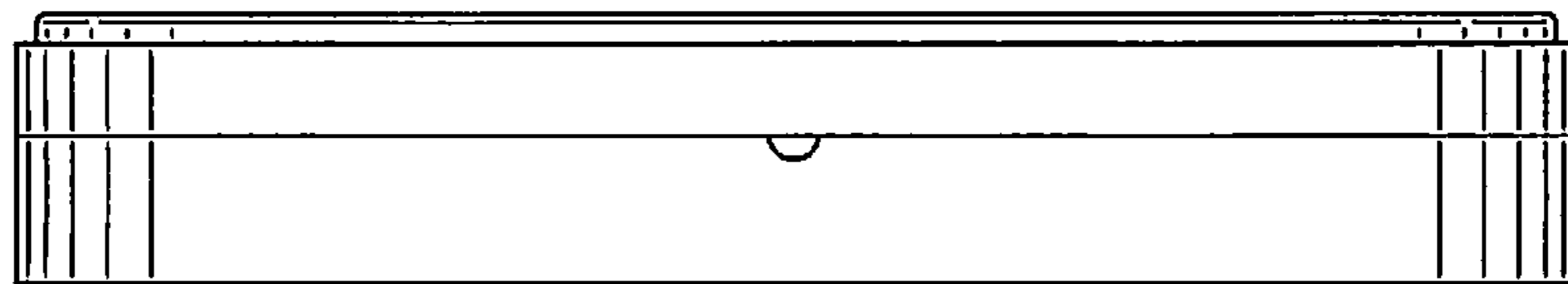


FIG. 4




FIG. 5

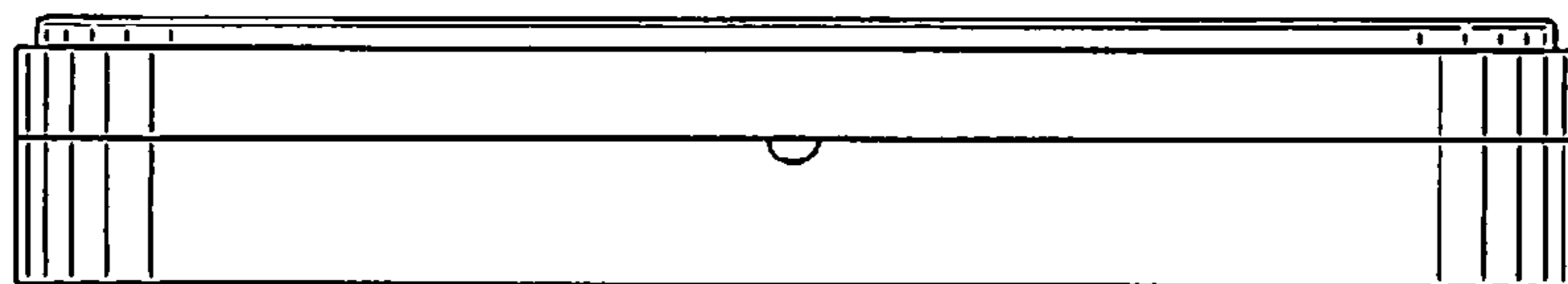


FIG. 6

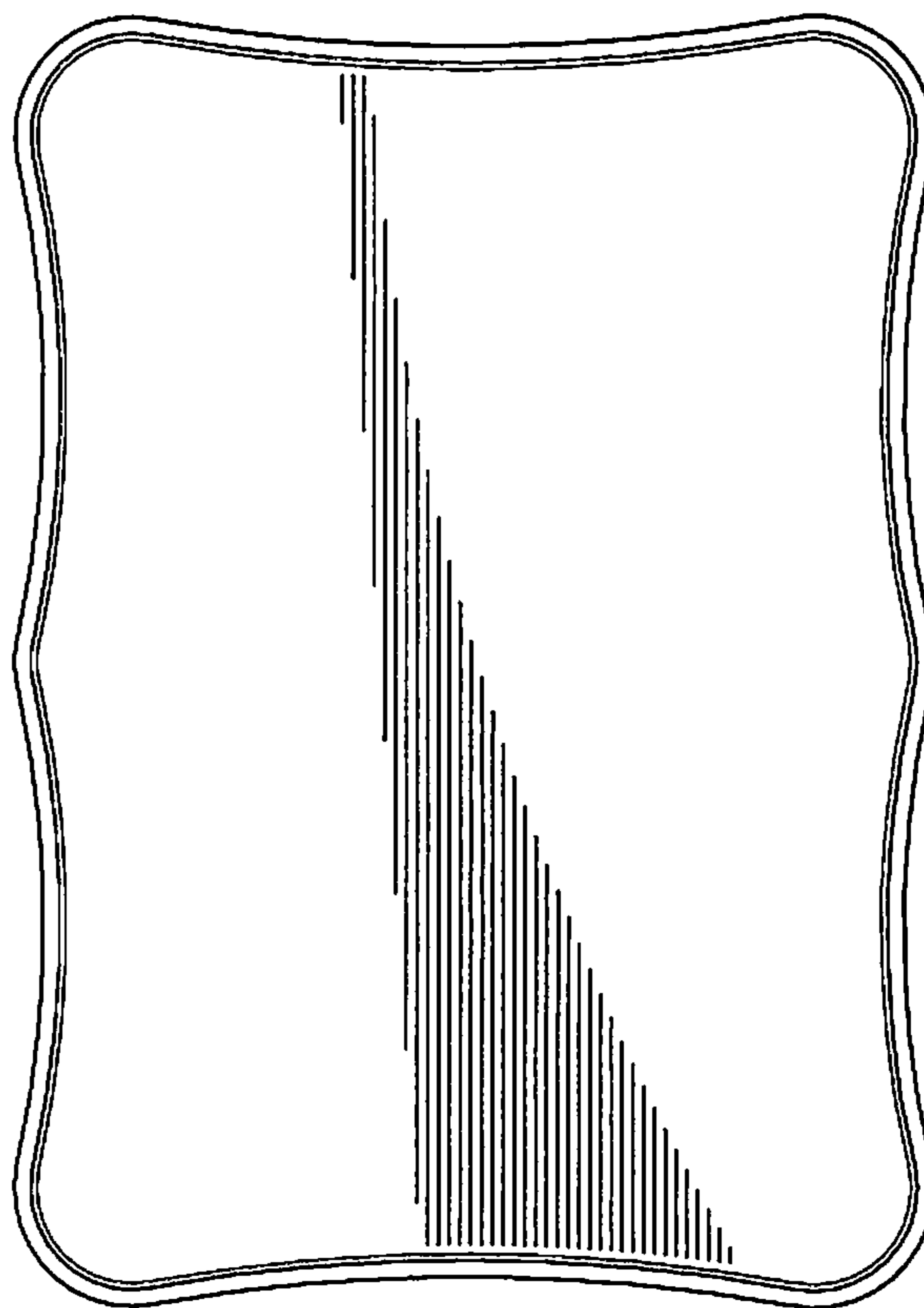


FIG. 7

