



US00D687873S

(12) **United States Design Patent**  
**Kim**

(10) **Patent No.:** **US D687,873 S**

(45) **Date of Patent:** **\*\* Aug. 13, 2013**

- (54) **DOUBLE END MILL**
- (71) Applicant: **Dasan Machineries Co., Ltd.**,  
Jellabuk-do (KR)
- (72) Inventor: **Young Jai Kim**, Jellabuk-do (KR)
- (73) Assignee: **Dasan Machineries Co., Ltd.**,  
Jeollabuk-Do (KR)
- (\*\*) Term: **14 Years**
- (21) Appl. No.: **29/445,026**
- (22) Filed: **Feb. 6, 2013**
- (51) **LOC (9) Cl.** ..... **15-09**
- (52) **U.S. Cl.**  
USPC ..... **D15/139**
- (58) **Field of Classification Search**  
USPC ..... D8/70; D15/131, 132, 138, 139,  
D15/140; 76/102, 115; 83/845; 403/331,  
403/381; 407/9, 33, 34, 42, 54, 63, 110,  
407/113-115; 408/214, 215, 222, 223, 224,  
408/226-230; 433/72, 165; 470/198; 606/80  
See application file for complete search history.

- D665,431 S \* 8/2012 Pan et al. .... D15/139
- D669,923 S \* 10/2012 Watson et al. .... D15/139
- 2006/0285935 A1\* 12/2006 Lin ..... 408/230
- 2007/0160429 A1\* 7/2007 Volokh ..... 407/53

\* cited by examiner

*Primary Examiner* — Patricia Palasik

(57) **CLAIM**

The ornamental design for the double end mill, as shown and described.

**DESCRIPTION**

FIG. 1 is a perspective view of the double end mill showing my new design view;  
 FIG. 2 is a front elevational view of FIG. 1;  
 FIG. 3 is a rear side elevational view of FIG. 1;  
 FIG. 4 is a left side elevational view of FIG. 1;  
 FIG. 5 is a right side elevational view of FIG. 1;  
 FIG. 6 is a top plan view of FIG. 1;  
 FIG. 7 is a bottom plan view of FIG. 1; and,  
 FIG. 8 is an enlarged top plan view of FIG. 1.

(56) **References Cited**

**U.S. PATENT DOCUMENTS**

- D656,611 S \* 3/2012 Garcia et al. .... D24/145

**1 Claim, 6 Drawing Sheets**




FIG. 1




FIG. 2



FIG. 3




FIG. 4



FIG. 5




FIG. 6




FIG. 7




FIG. 8

