



US00D687872S

(12) **United States Design Patent**
Santamarina

(10) **Patent No.:** **US D687,872 S**
(45) **Date of Patent:** **** Aug. 13, 2013**

(54) **DRILL BIT**

(71) Applicant: **Black & Decker Inc.**, Newark, DE (US)

(72) Inventor: **Aland Santamarina**, Columbia, MD (US)

(73) Assignee: **Black & Decker Inc.**, Newark, DE (US)

(**) Term: **14 Years**

(21) Appl. No.: **29/443,829**

(22) Filed: **Jan. 23, 2013**

Related U.S. Application Data

(60) Division of application No. 29/383,874, filed on Jan. 24, 2011, now Pat. No. Des. 678,369, which is a continuation-in-part of application No. 12/776,653, filed on May 10, 2010, which is a continuation-in-part of application No. 12/708,085, filed on Feb. 18, 2010.

(51) **LOC (9) Cl.** **15-09**

(52) **U.S. Cl.**
USPC **D15/139**

(58) **Field of Classification Search**
USPC ... D8/21-29, 70; D15/138, 139, 140; 81/119, 81/121.1, 124.3, 124.4, 124.6, 125, 177.1, 81/177.2, 177.6, 177.85, 436

See application file for complete search history.

(56) **References Cited**

U.S. PATENT DOCUMENTS

2,439,008 A 4/1948 Kellem
2,967,441 A 12/1959 Miles

(Continued)

FOREIGN PATENT DOCUMENTS

DD 222222 5/1985
DE 1893039 5/1964

(Continued)

Primary Examiner — Patricia Palasik

(74) *Attorney, Agent, or Firm* — Scott B. Markow

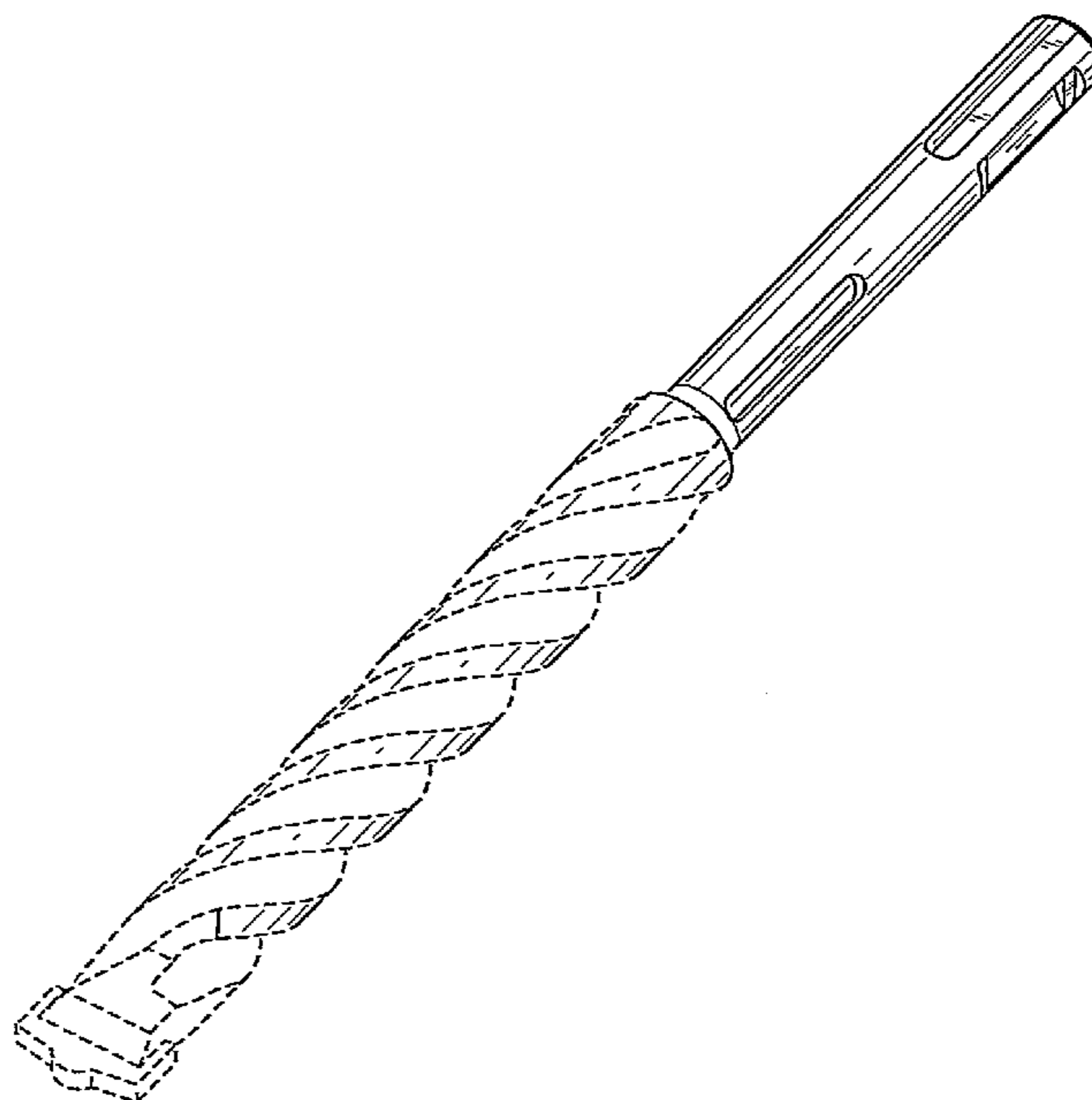
(57) **CLAIM**

The ornamental design for a drill bit, as shown and described.

DESCRIPTION

FIG. 1 is a perspective view of a first embodiment of a drill bit with a portion of the drill bit in broken lines.
FIG. 2 is a left view of the drill bit of FIG. 1.
FIG. 3 is a right view of the drill bit of FIG. 1.
FIG. 4 is a top view of the drill bit of FIG. 1.
FIG. 5 is a bottom view of the drill bit of FIG. 1.
FIG. 6 is a front view of the drill bit of FIG. 1.
FIG. 7 is a rear view of the drill bit of FIG. 1.
FIG. 8 is a perspective view of the second embodiment of a drill bit with a portion of the drill bit in broken lines.
FIG. 9 is a left view of the drill bit of FIG. 8.
FIG. 10 is a right view of the drill bit of FIG. 8.
FIG. 11 is a top view of the drill bit of FIG. 8.
FIG. 12 is a bottom view of the drill bit of FIG. 8.
FIG. 13 is a front view of the drill bit of FIG. 8; and,
FIG. 14 is a rear view of the drill bit of FIG. 8.
The portions of the design in broken lines do not form any part of the claimed design.

1 Claim, 6 Drawing Sheets



(56)

References Cited

U.S. PATENT DOCUMENTS

3,339,435	A	9/1967	Heitz	
3,454,059	A	7/1969	Sindelar	
3,583,821	A	6/1971	Shaub et al.	
3,620,637	A	11/1971	Brown	
3,682,177	A	8/1972	Ames et al.	
3,776,647	A	12/1973	Hart	
4,019,827	A	4/1977	Christianson et al.	
4,123,193	A	10/1978	Hill	
4,168,177	A	9/1979	Indelicato et al.	
D257,511	S *	11/1980	Zahn	D15/139
4,710,075	A	12/1987	Davison	
5,034,041	A	7/1991	Austin	
5,078,552	A	1/1992	Albel	
5,765,654	A	6/1998	Burger	
5,882,151	A	3/1999	Wirth, Jr. et al.	
5,904,453	A	5/1999	Gavia	
5,961,257	A	10/1999	Bettini et al.	
5,989,257	A	11/1999	Tidwell	
6,079,078	A	6/2000	Byington	
6,162,226	A	12/2000	DeCarlo, Jr.	
6,511,268	B1	1/2003	Vasudeva	
6,514,258	B1	2/2003	Brown et al.	
6,739,872	B1	5/2004	Turri	
6,851,898	B2	2/2005	Ege et al.	
6,854,937	B1	2/2005	Weiss	
7,210,881	B2	5/2007	Greenberg	
7,258,513	B2	8/2007	Gertner	
D559,874	S *	1/2008	Kobayashi	D15/139
7,322,429	B2	1/2008	Kim	
D588,893	S	3/2009	Radich	
7,513,722	B2	4/2009	Greenberg et al.	
2001/0053472	A1 *	12/2001	Edlund	429/46
2002/0040813	A1 *	4/2002	Kleine et al.	175/394
2003/0138305	A1 *	7/2003	Pedersen	408/230
2004/0052595	A1 *	3/2004	Dembicks et al.	408/226
2005/0098358	A1 *	5/2005	Nadler	175/394
2005/0126829	A1 *	6/2005	Meierhofer et al.	175/395
2006/0188840	A1	8/2006	Verban, Jr.	
2007/0206996	A1	9/2007	Bharadwaj et al.	
2008/0014048	A1 *	1/2008	Nadler	411/387.8
2009/0148248	A1	6/2009	Nishikawa et al.	
2010/0135741	A1 *	6/2010	Probst et al.	408/230

2010/0183391	A1 *	7/2010	Kersten	408/227
2011/0168453	A1 *	7/2011	Kersten et al.	175/415
2011/0290079	A1 *	12/2011	Schuetz et al.	76/108.1

FOREIGN PATENT DOCUMENTS

DE	1898860	8/1964
DE	1985830	5/1968
DE	1659490	12/1969
DE	6942542	6/1970
DE	2002320	7/1971
DE	2031357	12/1971
DE	2160831	12/1971
DE	2240346	2/1974
DE	2317779	10/1974
DE	2322743	11/1974
DE	2333662.1	1/1975
DE	2356565	5/1975
DE	2404504	8/1975
DE	2434641	1/1976
DE	2606122	8/1977
DE	2621386.5	9/1977
DE	2912396	10/1980
DE	3110458	10/1982
DE	3126511	3/1983
DE	3140776	4/1983
DE	3800482.8	7/1989
DE	8810373.0	8/1989
DE	278079	4/1990
DE	9006555	8/1990
DE	9205794	6/1992
DE	9106606.9	9/1992
DE	9306373	6/1993
DE	4327870	3/1994
DE	4342484	4/1995
DE	29601678	4/1996
DE	19725401	2/1999
DE	197253574	7/1999
DE	20003290	8/2000
DE	102007019704	11/2008
EP	0295225	12/1988
EP	1714735	10/2006
EP	1759654	3/2007
EP	1854583	11/2007
EP	1857221	11/2007
WO	94/09934	5/1994
WO	2005/025792	3/2005

* cited by examiner

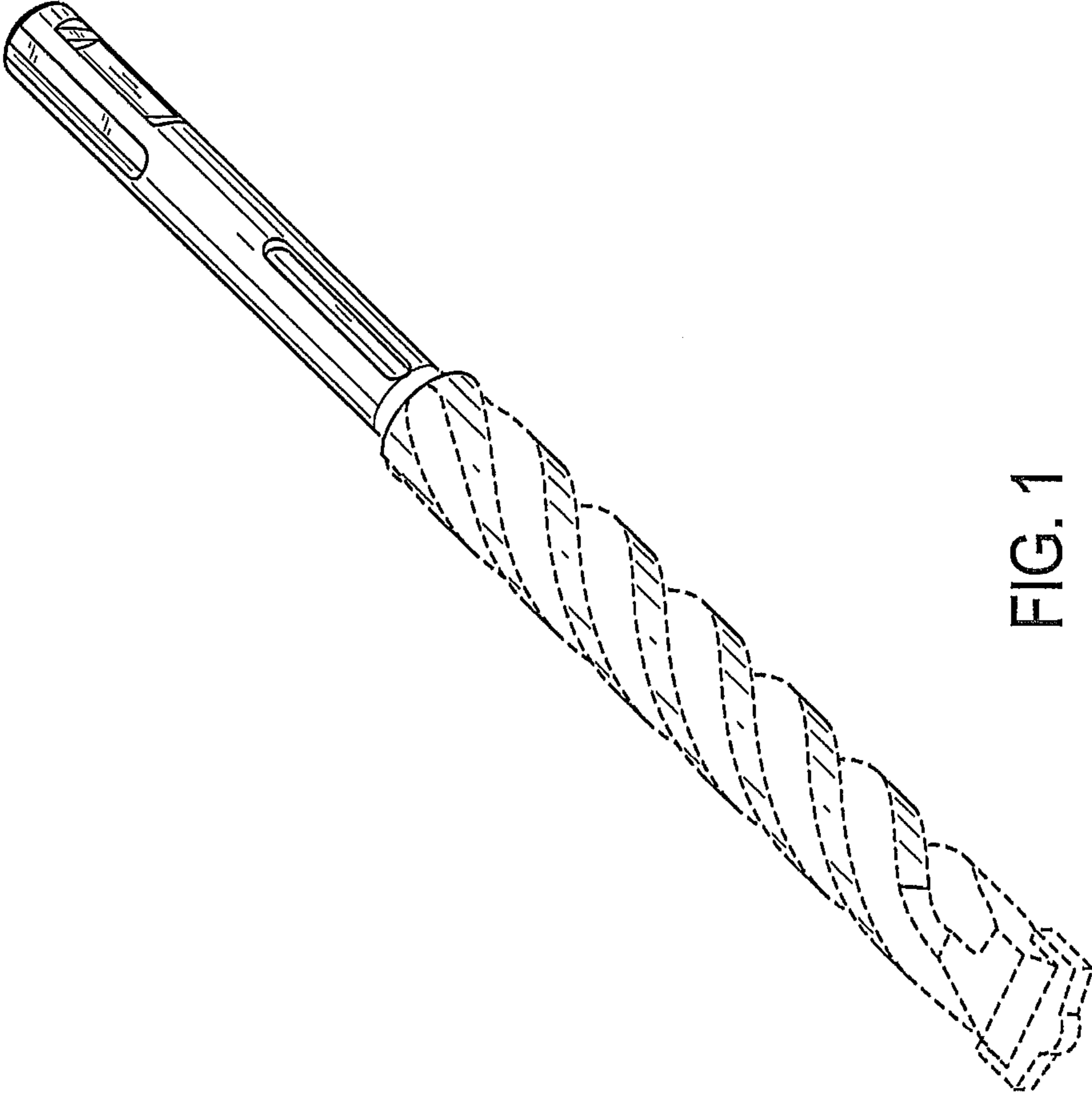


FIG. 1



FIG. 2



FIG. 3



FIG. 4



FIG. 5




FIG. 6



FIG. 7

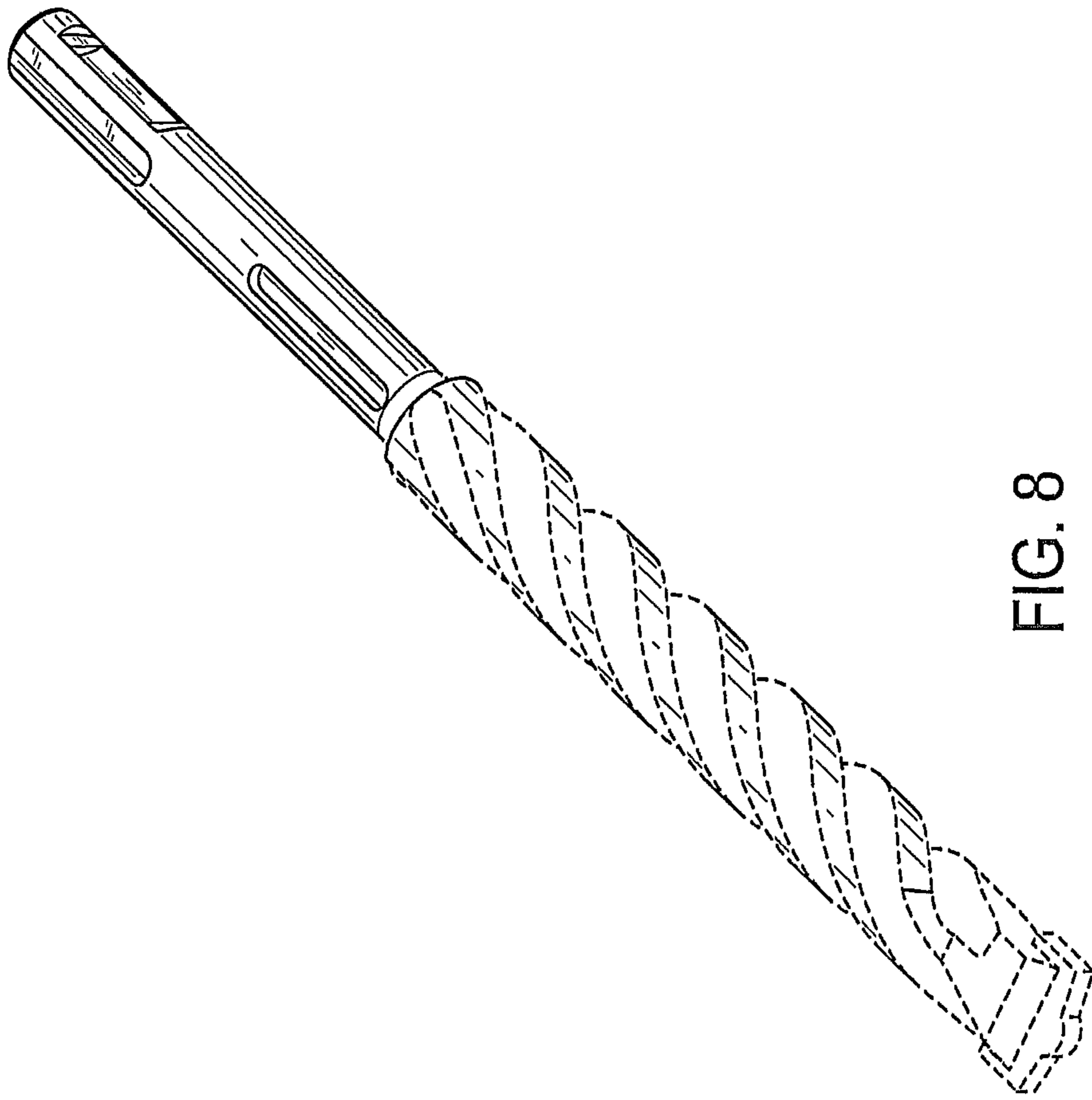


FIG. 8



FIG. 9




FIG. 10



FIG. 11



FIG. 12



FIG. 13



FIG. 14