



US00D687871S

(12) **United States Design Patent**
Liao et al.

(10) **Patent No.:** **US D687,871 S**

(45) **Date of Patent:** **** Aug. 13, 2013**

(54) **WOODWORKING DRILL BIT**

(56) **References Cited**

(71) Applicants: **Chung-Liang Liao**, Taichung Hsien (TW); **Chung-Hung Liao**, Taichung Hsien (TW); **Jen-Sheng Liao**, Taichung Hsien (TW)

U.S. PATENT DOCUMENTS

5,842,267	A	*	12/1998	Biederman et al.	29/558
D504,446	S	*	4/2005	Kobayashi	D15/139
D544,892	S	*	6/2007	Watson et al.	D15/139
D585,920	S	*	2/2009	Liao et al.	D15/139
D608,802	S	*	1/2010	Ibarra et al.	D15/139

(72) Inventors: **Chung-Liang Liao**, Taichung Hsien (TW); **Chung-Hung Liao**, Taichung Hsien (TW); **Jen-Sheng Liao**, Taichung Hsien (TW)

* cited by examiner

Primary Examiner — Patricia Palasik

(74) *Attorney, Agent, or Firm* — Rosenberg, Klein & Lee

(**) Term: **14 Years**

(57) **CLAIM**

The ornamental design for a woodworking drill bit, as shown and described.

(21) Appl. No.: **29/441,287**

DESCRIPTION

(22) Filed: **Jan. 3, 2013**

(51) **LOC (9) Cl.** **15-09**

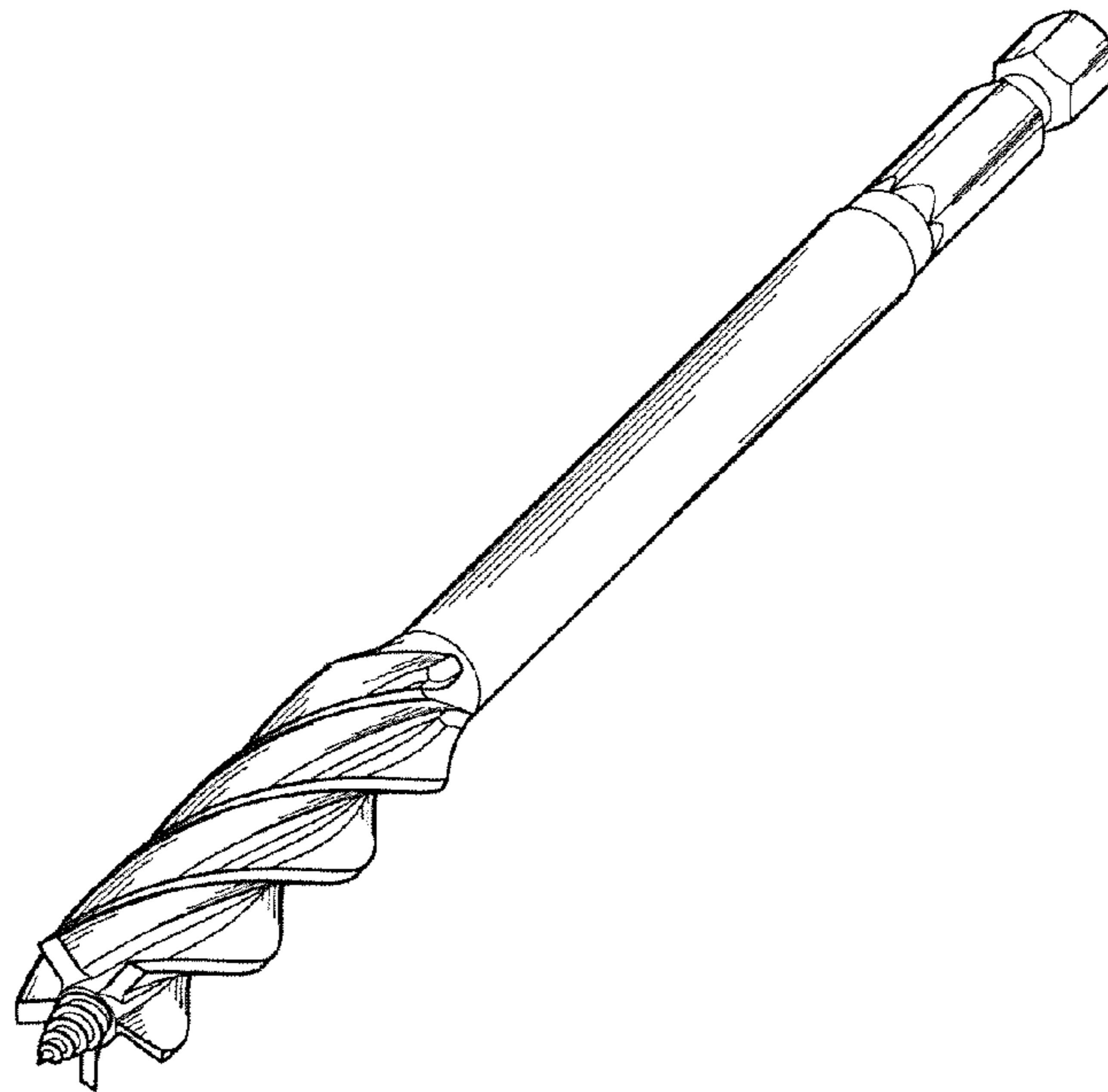
(52) **U.S. Cl.**
USPC **D15/139**

(58) **Field of Classification Search**
USPC D8/70; D15/21, 131, 132, 138, 139, D15/140; 76/102, 115; 83/845; 403/331, 403/381; 407/9, 33, 34, 42, 54, 63, 110, 407/113–115; 408/210–214, 215, 219, 222, 408/223, 224, 226–230, 240; 433/72, 165; 470/198; 606/80

FIG. 1 is a perspective view, taken from the front, top, and left side of a woodworking drill bit showing my new design; FIG. 2 is a front elevational view thereof; FIG. 3 is a rear front elevational view thereof; FIG. 4 is a left side elevational view thereof; FIG. 5 is a right side elevational view thereof; FIG. 6 is a top plan view thereof; FIG. 7 is a bottom plan view thereof; and, FIG. 8 is a perspective enlarged view of a lower section shown in the circle in FIG. 1.

See application file for complete search history.

1 Claim, 7 Drawing Sheets



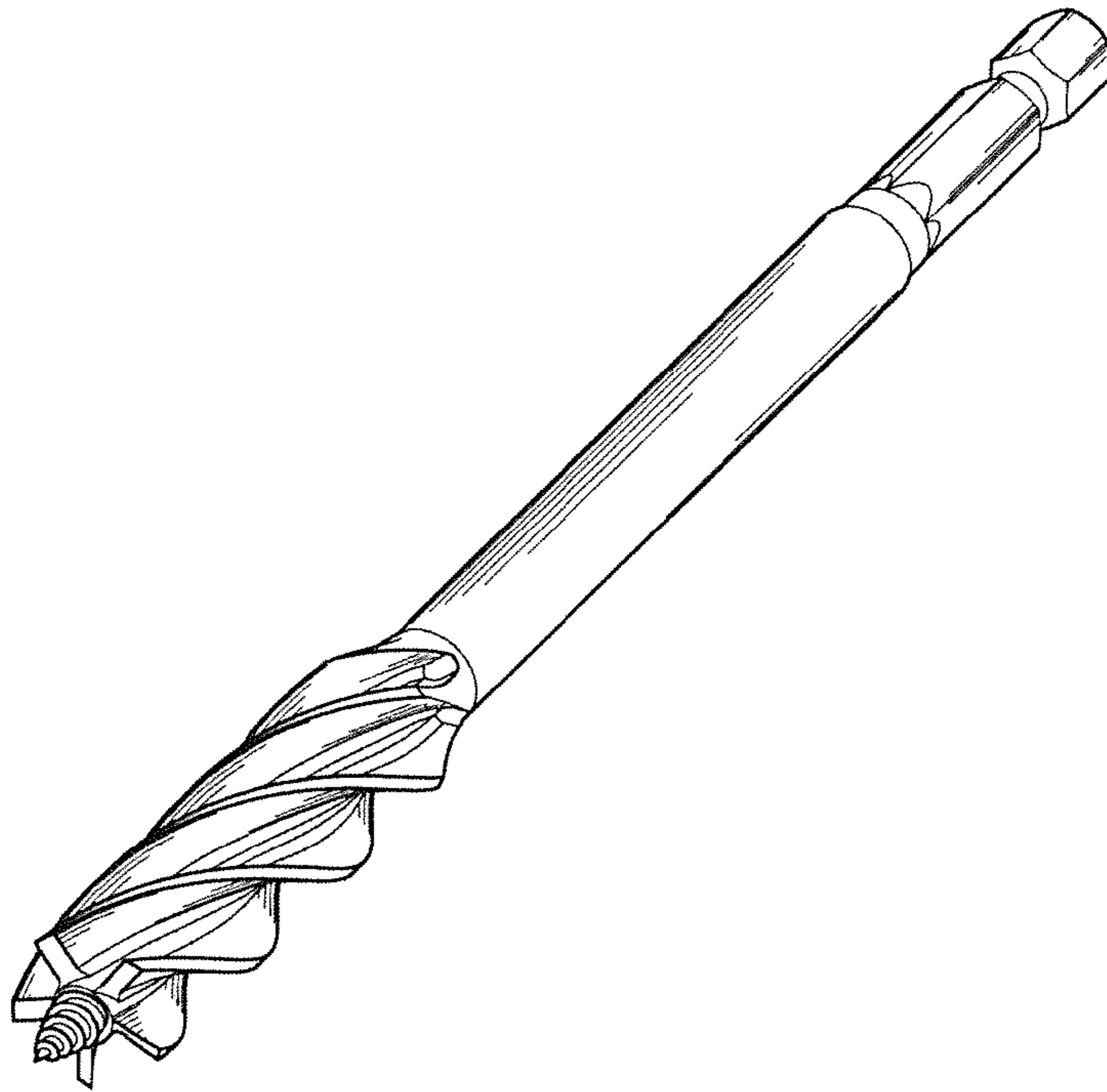


FIG. 1

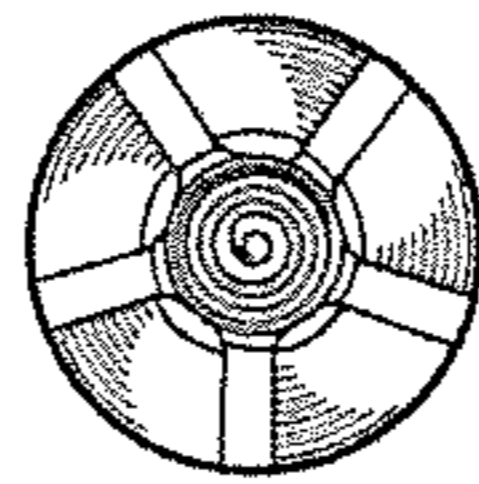


FIG. 2



FIG. 3

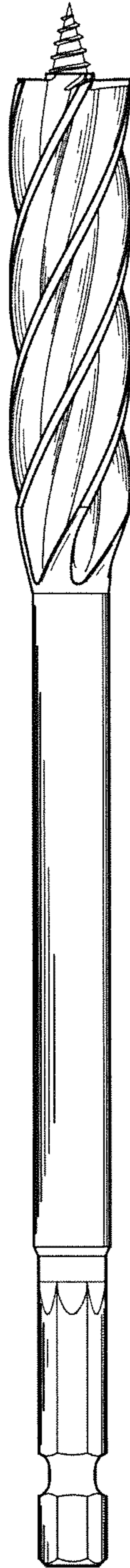


FIG. 4

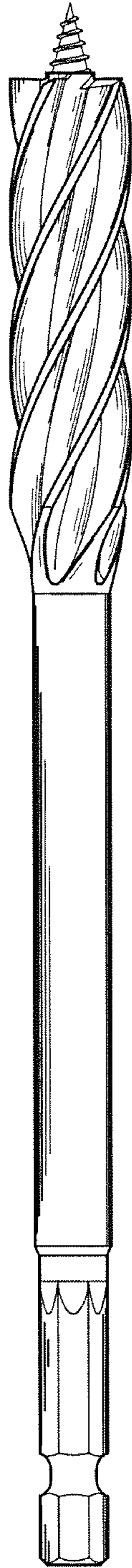


FIG. 5




FIG. 6




FIG. 7

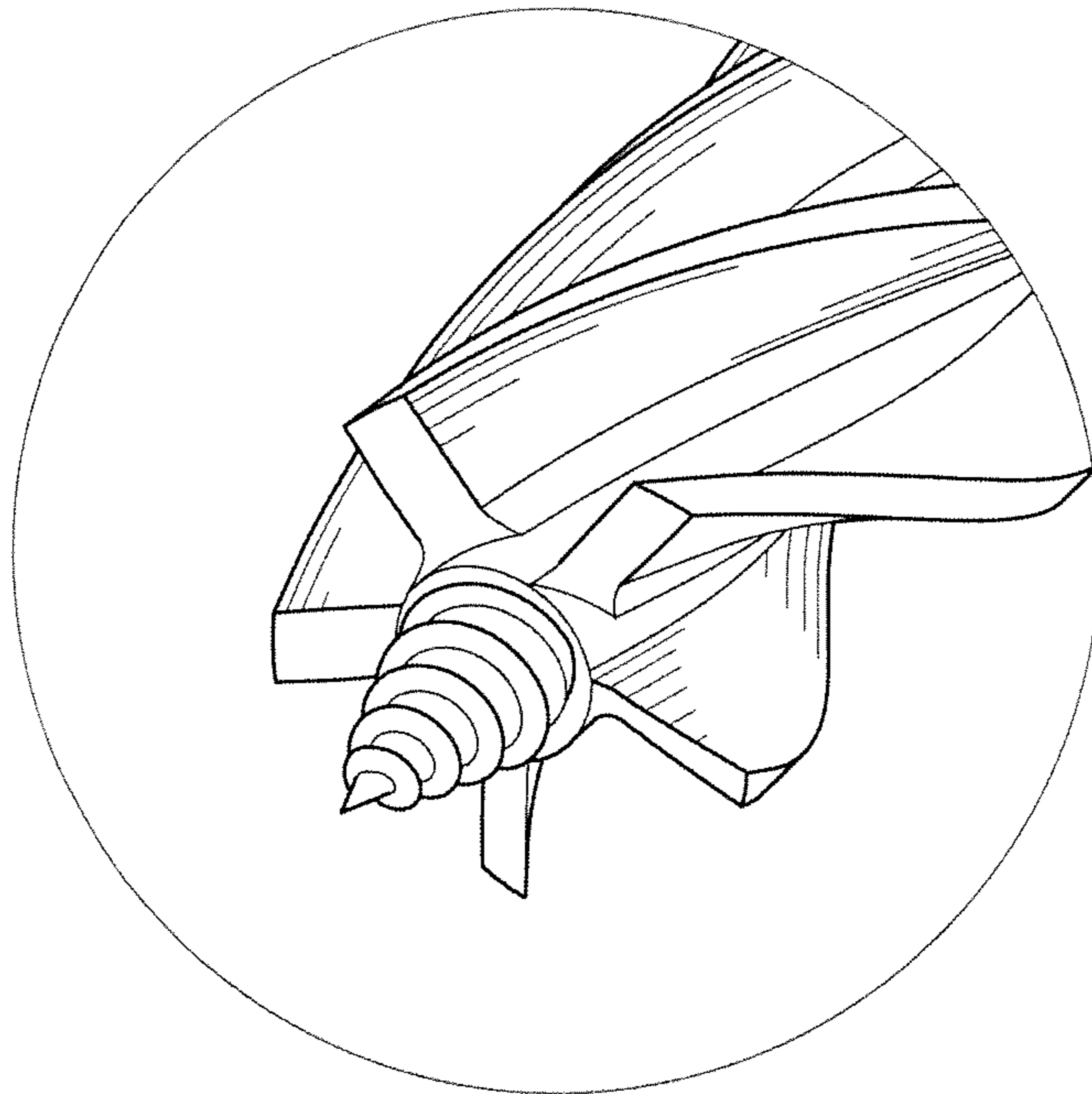


FIG. 8