



US00D687839S

(12) **United States Design Patent**
Narayanamurthy

(10) **Patent No.:** **US D687,839 S**
(45) **Date of Patent:** **** Aug. 13, 2013**

(54) **COMPUTER DISPLAY WITH GRAPHICAL USER INTERFACE**

(75) Inventor: **Ramachandran Narayanamurthy, El**
Cerrito, CA (US)

(73) Assignee: **EchoFirst, Inc., Fremont, CA (US)**

(**) Term: **14 Years**

(21) Appl. No.: **29/393,636**

(22) Filed: **Jun. 7, 2011**

Related U.S. Application Data

(63) Continuation-in-part of application No. 29/345,151, filed on Oct. 9, 2009, now abandoned.

(51) **LOC (9) Cl.** **14-04**

(52) **U.S. Cl.**
USPC **D14/485**

(58) **Field of Classification Search**
USPC D14/485-488
See application file for complete search history.

(56) **References Cited**

U.S. PATENT DOCUMENTS

D388,776	S *	1/1998	Zhang et al.	D14/486
D402,283	S *	12/1998	Anderson et al.	D14/486
6,222,530	B1 *	4/2001	Sequeira	715/201
D454,354	S *	3/2002	Hood et al.	D14/486
6,754,885	B1 *	6/2004	Dardinski et al.	717/113
D509,831	S *	9/2005	Mitani et al.	D14/486
D548,242	S *	8/2007	Viegers	D14/487
7,320,104	B2 *	1/2008	Lynn et al.	715/256
7,325,198	B2 *	1/2008	Adcock et al.	715/722

7,409,666	B2 *	8/2008	Almeida et al.	716/137
D579,456	S *	10/2008	Chen et al.	D14/485
D585,905	S *	2/2009	Hosokawa et al.	D14/485
7,979,796	B2 *	7/2011	Williams et al.	715/700
D655,210	S *	3/2012	Narayanamurthy et al. ..	D10/49
8,381,135	B2 *	2/2013	Hotelling et al.	715/863
D679,285	S *	4/2013	Stidsen	D14/486
2003/0050883	A1 *	3/2003	Weir et al.	705/35
2005/0165631	A1 *	7/2005	Horvitz	705/7
2006/0069635	A1 *	3/2006	Ram et al.	705/37
2009/0172592	A1 *	7/2009	Schirmer et al.	715/810
2011/0257795	A1 *	10/2011	Narayanamurthy et al. .	700/277

* cited by examiner

Primary Examiner — Karen E Kearney

(74) *Attorney, Agent, or Firm* — Richard T. Ogawa; Ogawa P.C.

(57) **CLAIM**

The ornamental design for the computer display with graphical user interface, as shown and described.

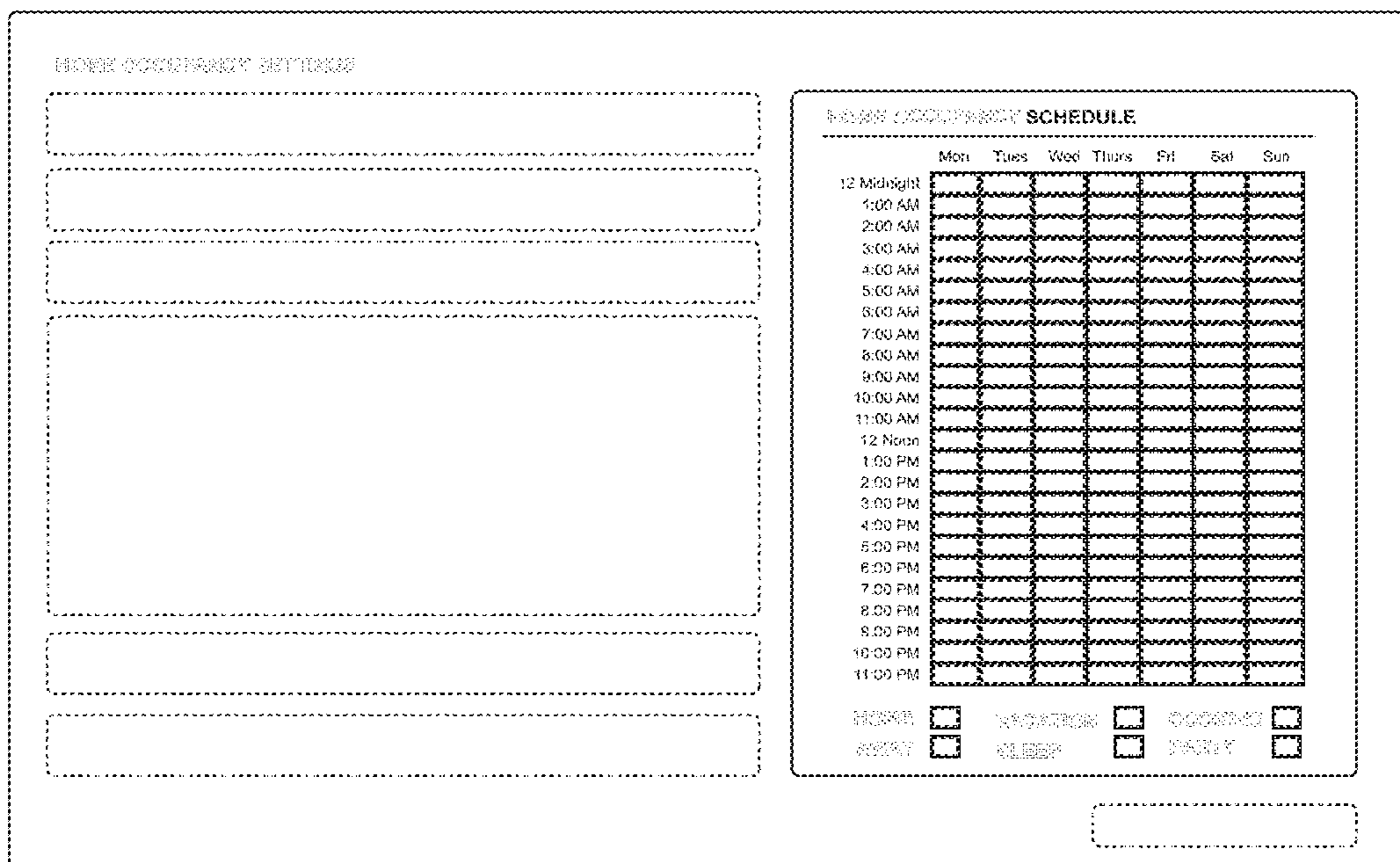
DESCRIPTION

FIG. 1 is a front view of the first embodiment of a computer display with graphical user interface showing my new design; FIG. 2 is a front view thereof, showing the graphical user interface enlarged and separately from the computer display for clarity of illustration; and,

FIG. 3 is a front view of the second embodiment thereof, showing the graphical user interface enlarged and separately from the computer display for clarity of illustration.

The text, graphics, and portions of the computer display with graphical user interface shown in broken lines form no part of the claimed design.

1 Claim, 3 Drawing Sheets



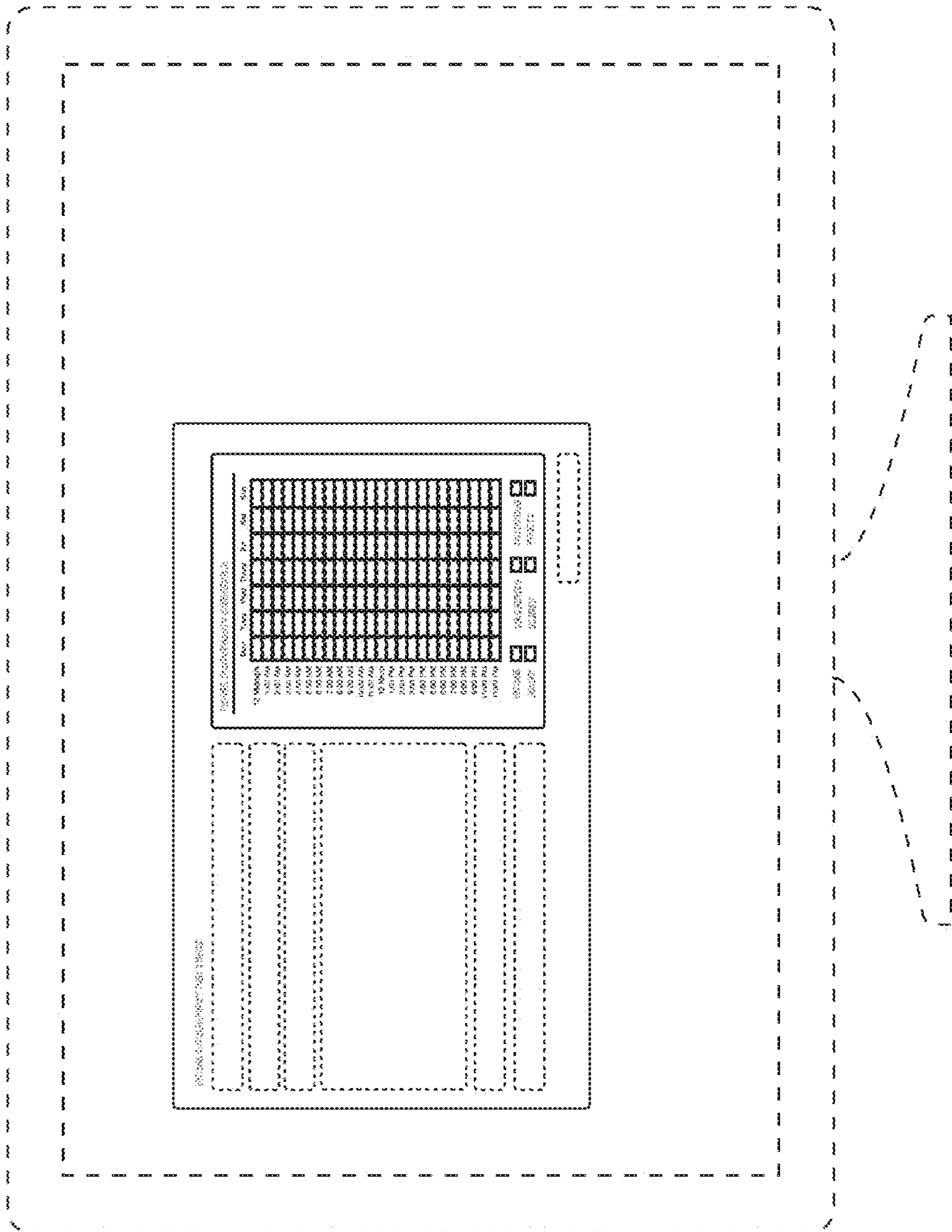


FIG. 1

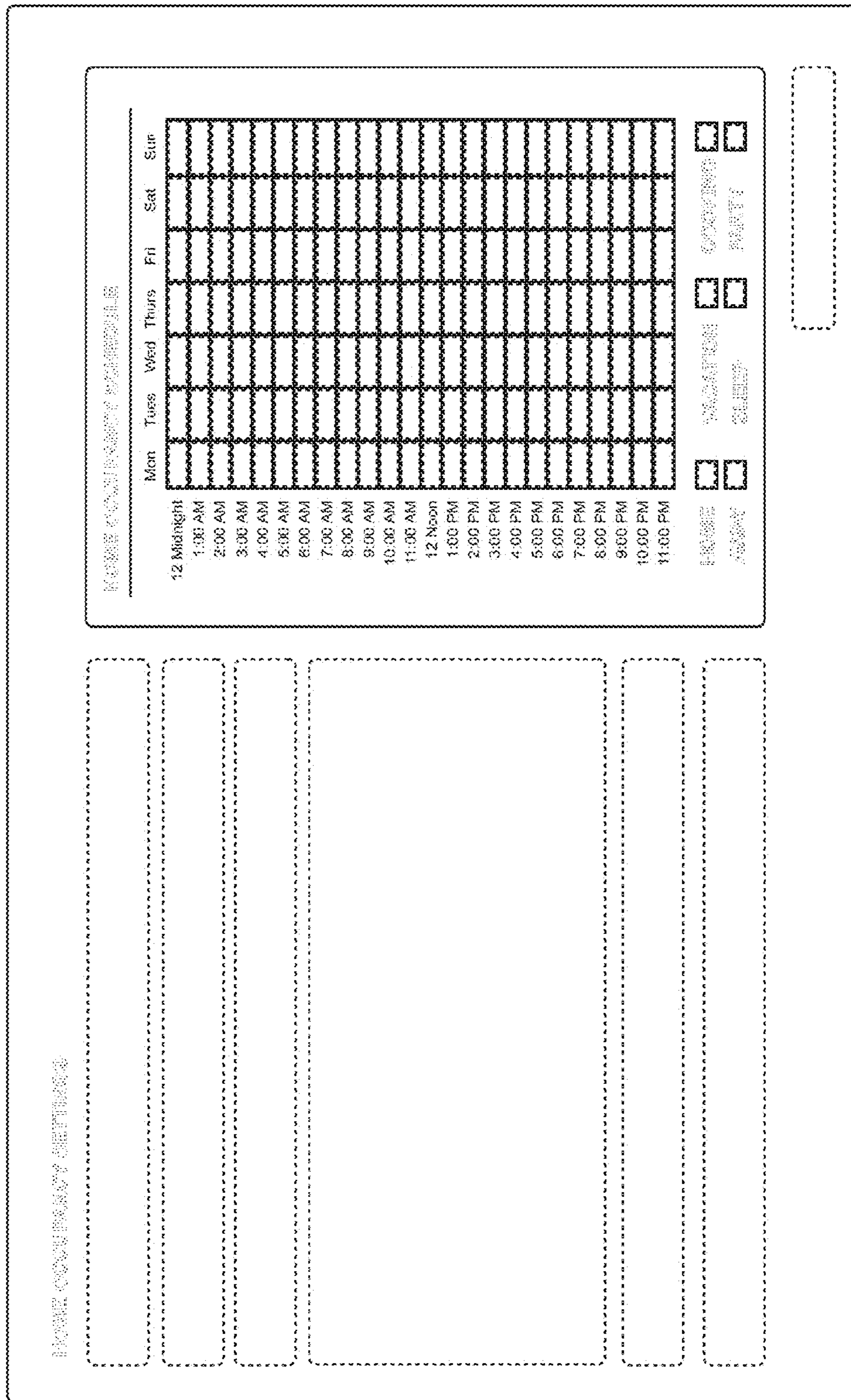


FIG. 2

