



US00D687838S

(12) **United States Design Patent**
Poeppel et al.

(10) **Patent No.:** **US D687,838 S**

(45) **Date of Patent:** **** Aug. 13, 2013**

(54) **DISPLAY SCREEN OR PORTION THEREOF OF AN ENGINE CONTROL SYSTEM WITH GRAPHICAL USER INTERFACE**

(75) Inventors: **Scott Christopher Poeppel**, Lawrence Park, PA (US); **Sagarika Das**, Bangalore (IN)

(73) Assignee: **General Electric Company**, Schenectady, NY (US)

(**) Term: **14 Years**

(21) Appl. No.: **29/366,894**

(22) Filed: **Jul. 30, 2010**

(51) **LOC (9) Cl.** **14-04**

(52) **U.S. Cl.**
USPC **D14/485**

(58) **Field of Classification Search**
USPC D14/485-495; 715/700, 703, 704, 715/705, 706, 715, 716, 718, 719, 723, 727, 715/730, 732, 748, 752, 753, 756, 758, 761, 715/762, 763, 764, 768, 769, 771, 772, 773, 715/777, 779, 780, 781, 861, 864, 972, 975, 715/977, 793, 795, 799, 800, 808, 809, 810, 715/825, 828, 834, 835, 838, 841, 842, 843, 715/846, 847; 705/319; 345/14.03, 14.04; 725/41, 46

See application file for complete search history.

(56) **References Cited**

U.S. PATENT DOCUMENTS

D384,341 S * 9/1997 Hoffman et al. D14/486

D452,693 S * 1/2002 Mitchell D14/492
D549,722 S * 8/2007 Ito et al. D14/488
D552,121 S * 10/2007 Carl et al. D14/488
D553,144 S * 10/2007 Blencowe D14/486
D555,164 S * 11/2007 Sergio D14/486
D563,977 S * 3/2008 Carl et al. D14/488
D579,458 S * 10/2008 Nash et al. D14/486
D602,037 S * 10/2009 Nash et al. D14/486
D634,749 S * 3/2011 Brown D14/486
D644,653 S * 9/2011 van der Spek D14/486
D652,839 S * 1/2012 Tokunaga et al. D14/486
2009/0070672 A1 * 3/2009 Hartwick 715/716

* cited by examiner

Primary Examiner — Angela J Lee

(74) Attorney, Agent, or Firm — GE Global Patent Operation; John A. Kramer

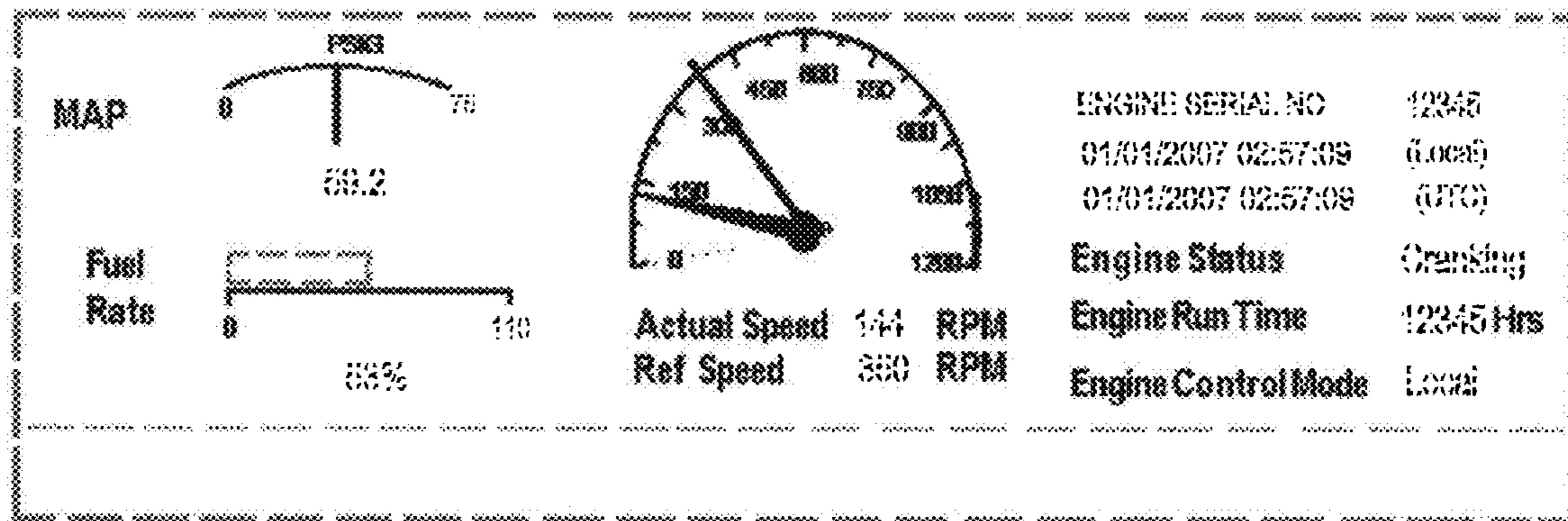
(57) **CLAIM**

The ornamental design for a display screen or portion thereof of an engine control system with graphical user interface, as shown and described.

DESCRIPTION

FIG. 1 is a front view of a display screen or portion thereof of an engine control system with graphical user interface showing a first embodiment of the new design; and, FIG. 2 is a front view of a second embodiment thereof. The text shown in broken lines and other broken lines in the figures, including the display screen itself or portions thereof, are for illustrative purposes only and form no part of the claimed design.

1 Claim, 1 Drawing Sheet



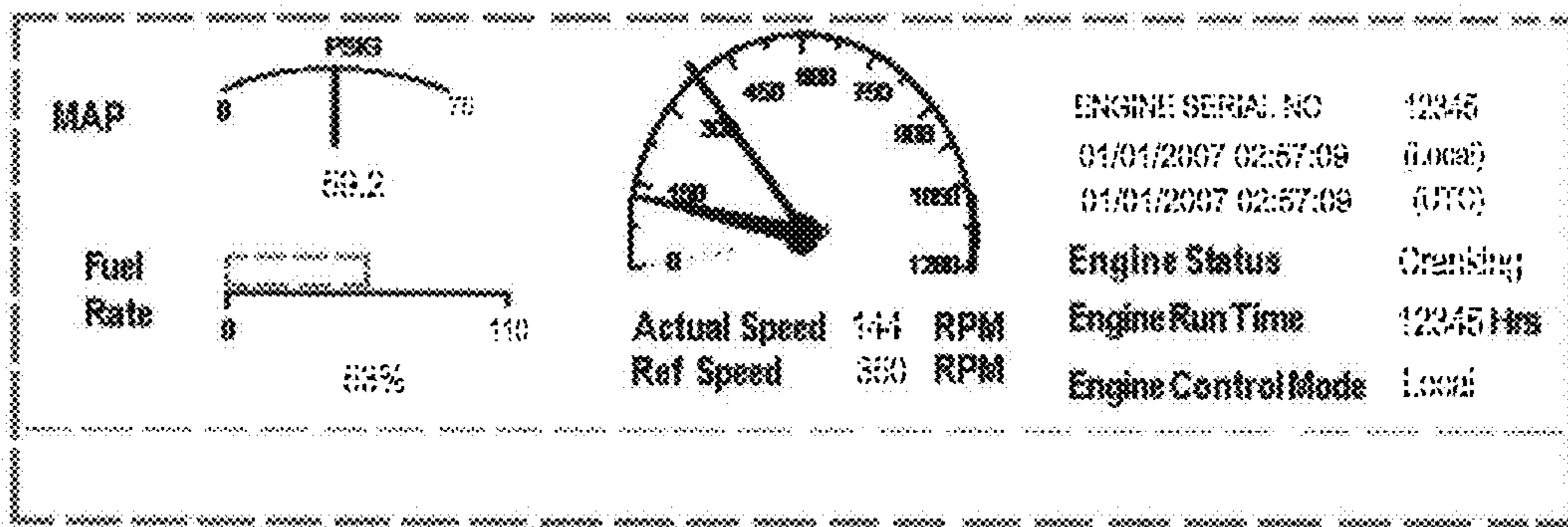


FIG. 1

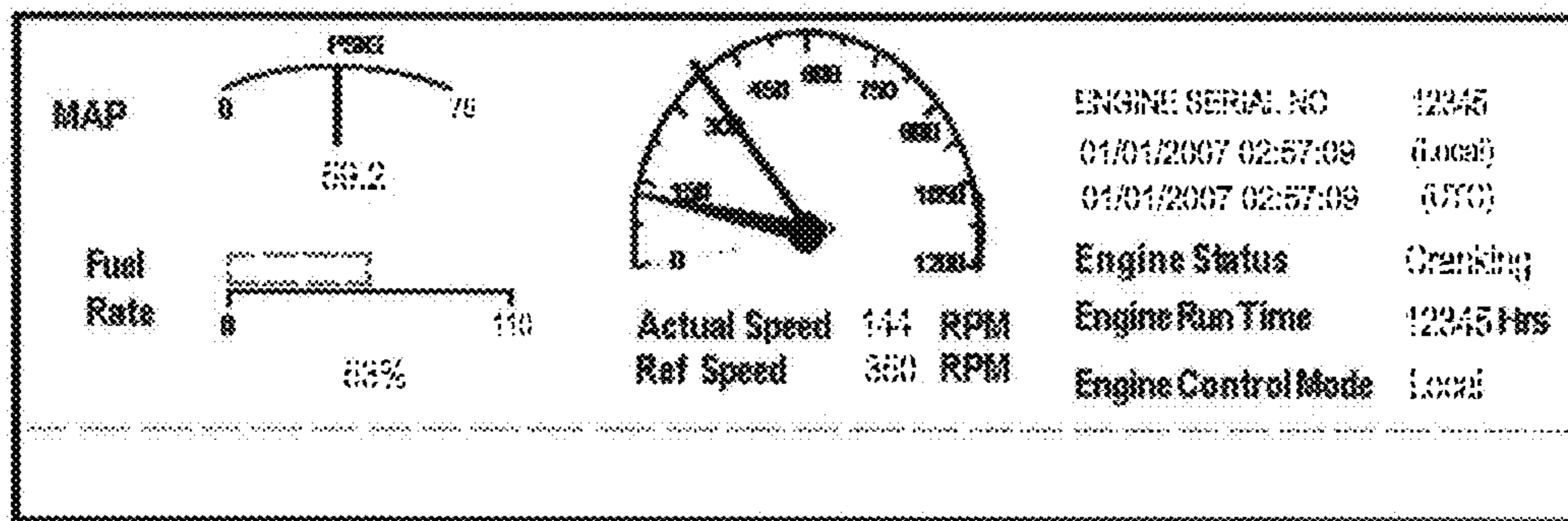


FIG. 2