

US00D687836S

(12) **United States Design Patent**  
**Chen et al.**

(10) **Patent No.:** **US D687,836 S**

(45) **Date of Patent:** **\*\* Aug. 13, 2013**

(54) **PORTABLE MEMORY STORAGE DEVICE**

(75) Inventors: **Sheng-Kao Chen**, Taipei (TW);  
**Ching-Hui Chen**, Taipei (TW);  
**Hung-Chih Wang**, Taipei (TW)

(73) Assignees: **Lite-On Electronics (Guangzhou)**  
**Limited**, Guangzhou (CN); **Lite-On**  
**Technology Corp.**, Taipei (TW)

(\*\*) Term: **14 Years**

(21) Appl. No.: **29/428,582**

(22) Filed: **Aug. 1, 2012**

(30) **Foreign Application Priority Data**

Jun. 4, 2012 (CN) ..... 2012 3 0221959

(51) **LOC (9) Cl.** ..... **14-02**

(52) **U.S. Cl.**  
USPC ..... **D14/480.1**

(58) **Field of Classification Search**  
USPC ..... D14/411, 433, 435.1, 436, 480.1–480.7,  
D14/484.1, 137, 155, 203.1–203.8, 24, 218;  
D13/133, 154; 361/679.31, 679.33, 679.4,  
361/752; 439/131, 135–147; 710/300, 301;  
711/100, 115

See application file for complete search history.

(56) **References Cited**

**U.S. PATENT DOCUMENTS**

6,676,419 B1 \* 1/2004 Lin et al. .... 439/76.1  
D488,158 S \* 4/2004 Chen et al. .... D14/480.5  
D488,464 S \* 4/2004 Lin et al. .... D14/480.5  
7,172,460 B2 \* 2/2007 Zhao et al. .... 439/607.56  
D537,819 S \* 3/2007 Zhao et al. .... D14/480.1  
7,335,036 B1 \* 2/2008 Lin et al. .... 439/131  
D583,319 S \* 12/2008 Ishikawa et al. .... D13/133  
7,566,248 B2 \* 7/2009 Yang ..... 439/638  
D607,886 S \* 1/2010 Bolotin et al. .... D14/480.1  
7,749,001 B2 \* 7/2010 Ma ..... 439/131  
D624,012 S \* 9/2010 de Medeiros et al. .... D13/103  
D624,920 S \* 10/2010 Sheppard et al. .... D14/435.1  
8,014,160 B2 \* 9/2011 Huang ..... 361/752

D647,101 S \* 10/2011 Huang ..... D14/480.7  
8,274,786 B2 \* 9/2012 Sapper et al. .... 361/679.4  
D670,711 S \* 11/2012 Ma ..... D14/480.1  
2004/0019742 A1 \* 1/2004 Wei et al. .... 711/115  
2006/0047880 A1 \* 3/2006 Lindblom et al. .... 710/305  
2008/0009159 A1 \* 1/2008 Chang ..... 439/138  
2009/0072378 A1 \* 3/2009 Chin et al. .... 257/690  
2010/0199016 A1 \* 8/2010 Paulos et al. .... 710/313

**OTHER PUBLICATIONS**

Circle end USB, [online], [retrieved on Dec. 14, 2006]. Retrieved from the Internet <URL: [http://www.ericbeare.com/public/Theme19/Large\\_Window.asp?page=2&ProductID=A%2D0160](http://www.ericbeare.com/public/Theme19/Large_Window.asp?page=2&ProductID=A%2D0160)>.\*

SanDisk Cruzer Blade 8GB USB 2.0 Flash Drive—The Best Computers, [online], [retrieved on Aug. 22, 2012]. Retrieved from the Internet <URL: <http://www.thebestcomputersaccessories.info/sandisk-cruzer-blade-8gb-usb-2-0-flash-drive/>>.\*

Sony Microvault Style USB Drive as Small as Sugar Cube | Dandy Gadget, [online] posted Feb. 8, 2011 [retrieved on Dec. 14, 2011]. Retrieved from the Internet <URL: <http://dandygadget.com/2011/02/08/sony-microvault-style-usb-drive-as-small-as-sugar-cube/>>.\*

\* cited by examiner

*Primary Examiner* — Karen E Kearney

(74) *Attorney, Agent, or Firm* — Rosenberg, Klein & Lee

(57) **CLAIM**

The ornamental design for portable memory storage device, as shown and described.

**DESCRIPTION**

FIG. 1 is a perspective view of the portable memory storage device showing our new design;

FIG. 2 is a front elevational view thereof;

FIG. 3 is a rear elevational view thereof;

FIG. 4 is a left side elevational view thereof;

FIG. 5 is a right side elevational view thereof;

FIG. 6 is a top plan view thereof; and,

FIG. 7 is a bottom plan view thereof.

The broken line showings are included for the purpose of illustrating portions of the portable memory storage device and form no part of the claimed design.

**1 Claim, 3 Drawing Sheets**

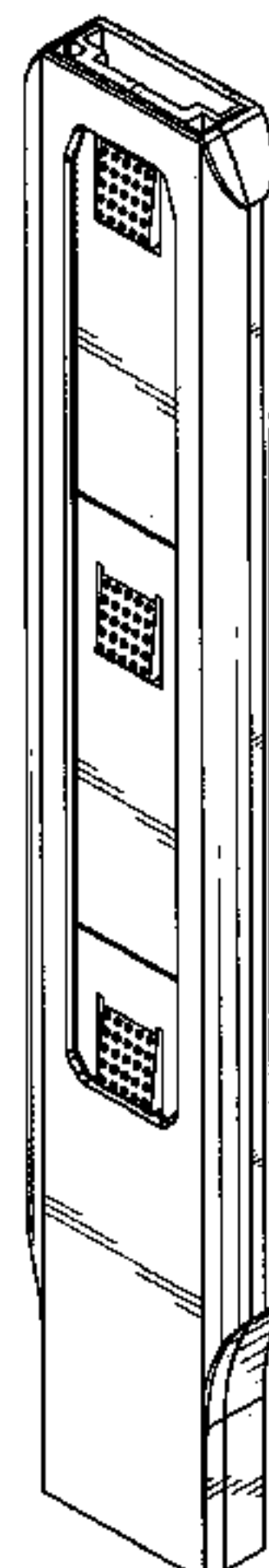




FIG. 1

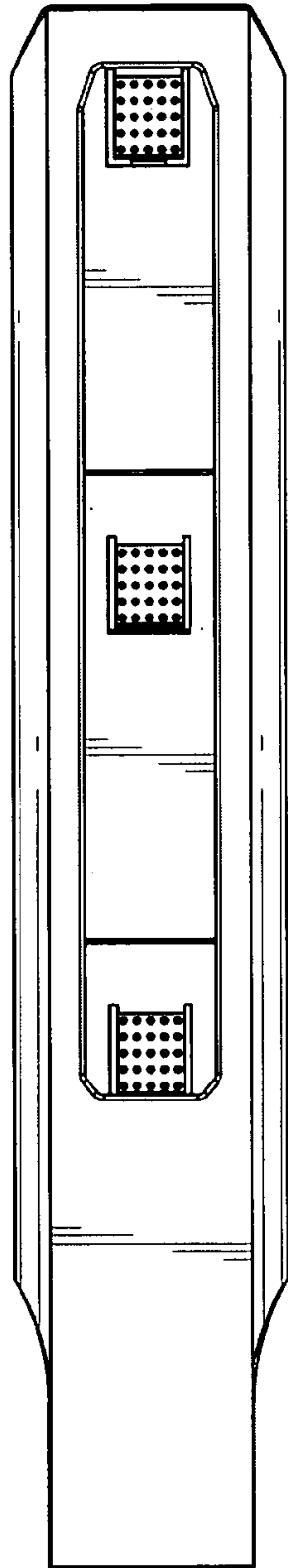


FIG. 2




FIG. 3

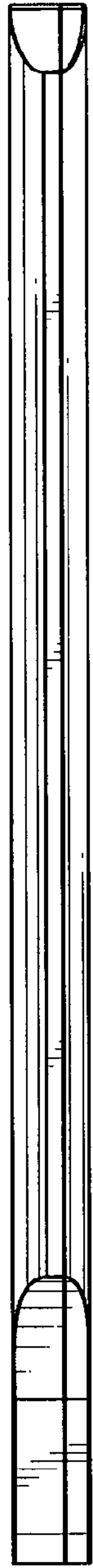


FIG. 4



FIG. 5



FIG. 6

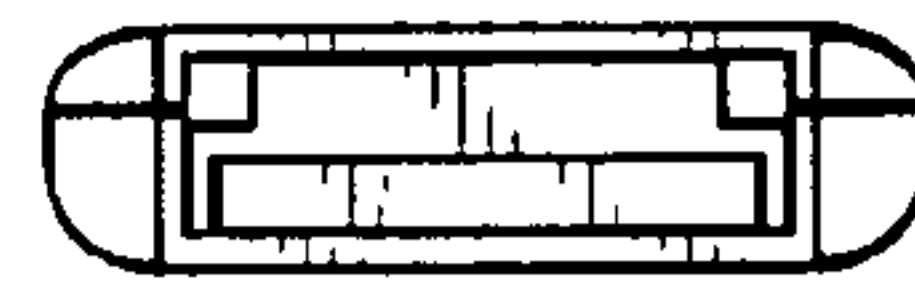


FIG. 7